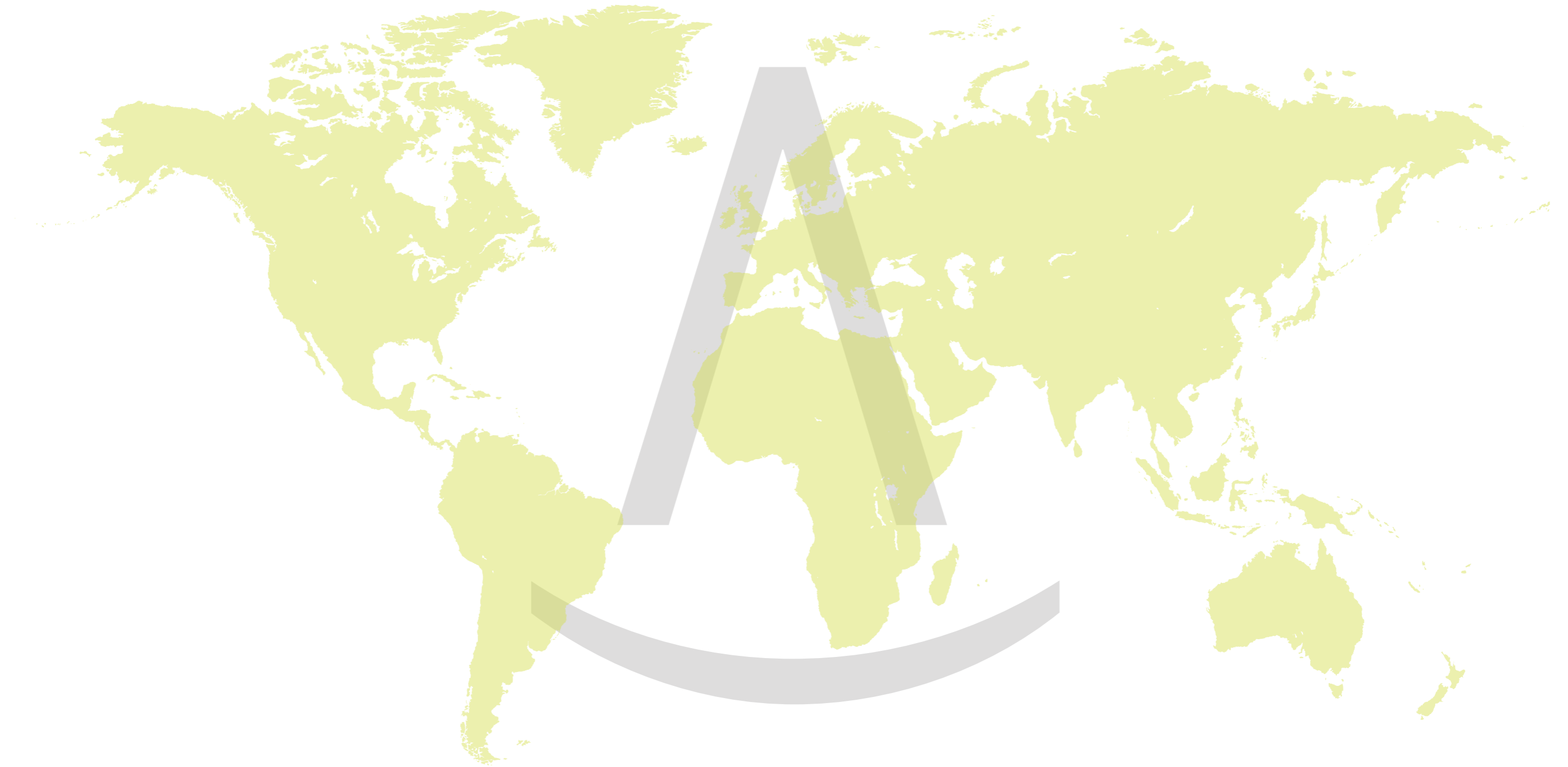


mAntra

TÉCNICO

MANTRA EN EL MUNDO

MANTRA AROUND THE WORLD





David Villalba

EN_

Mantra works with a very diverse team of freelance designers, specialized in different branches of design.

They are a group of highly qualified professionals experience in the lighting sector, who contribute with original solutions in the development of new concepts; they also participate actively in the whole product development process, from the initial draft to the lasted finishing details

This wide variety of styles that our designers offer have a direct impact on our catalogues, which are made up of ideas that are adapted to any type of lighting need.

Besides, we take pride in having a great relationship with them, which goes beyond the professional link. We truly rely on their capability and work methods, which have provided, such innovative and stylish collections so far.



José Ignacio Ballester

FR_

Mantra collabore avec une équipe de dessinateurs externes très diverse, spécialisés dans différentes branches dans le monde du design.

Des professionnels avec une grande expérience dans le secteur de l'illumination, qui apportent des solutions innovatrices au développement de nouveaux concepts, et participent dans tous les processus de fabrication du produit, depuis le brouillon jusqu'à la conception du produit final.

Cette grande variété de styles influence directement notre catalogue, qui est composé de solutions qui s'adaptent à tous les styles ou besoins dans le monde de l'illumination.

Notre relation avec l'équipe de designers va plus loin que le contact professionnel, nous avons confiance sur leur savoir-faire, et leur méthodes de travail qui nous apporte fraîcheur et innovation, pour chacune de nos collections.



Santiago Sevillano

ITL_

Mantra collabora con un team di designer esterni molto diversi, specializzati in varie branche nel mondo del design.

Professionisti con esperienza nel settore dell'illuminazione che forniscono soluzioni innovative nello sviluppo di nuovi concetti, partecipando a tutti i processi di sviluppo del prodotto, dallo schizzo iniziale alla concezione del prodotto finale.

Questa ampia varietà di stili che ci offre influisce direttamente sul nostro catalogo, che è composto da soluzioni che si adattano a qualsiasi tipo di stile o esigenza nel mondo dell'illuminazione.

Il nostro trattamento con i designer va oltre un semplice trattamento professionale, confidiamo pienamente nel loro buon lavoro e nei loro metodi di lavoro che ci danno freschezza e innovazione in ciascuna delle nostre collezioni.



Hugo Tejada

ESP_

Mantra colabora con un equipo de diseñadores externos muy diverso, especializados en diversas ramas dentro del mundo del diseño.

Profesionales con experiencia en el sector de la iluminación que aportan soluciones novedosas en el desarrollo de nuevos conceptos, participando en todos los procesos de desarrollo del producto, desde el boceto inicial hasta la concepción del producto final.

Esta gran variedad de estilos que nos ofrecen incide directamente en nuestro catálogo, el cual está compuesto por soluciones que se adaptan a cualquier tipo de estilo o necesidad dentro del mundo de la iluminación.

Nuestro trato con los diseñadores va más allá de un mero trato profesional, confiamos plenamente en su buen hacer y en sus métodos de trabajo que nos aporta frescura e innovación en cada una de nuestras colecciones.

JW design



Carlos Santolaria



Wilfried Buelacher



Jackie Luo

INTERIOR/INDOOR

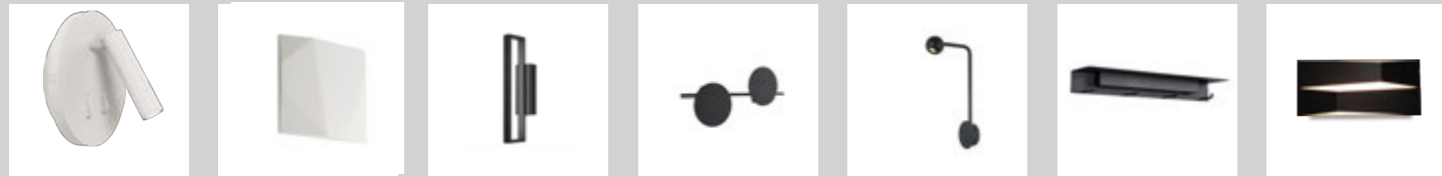
Aplique/Wall light

New



ALTEA 20 ASIMETRIC 56 BOAVISTA 78 BORA BORA 88 BORACAY 198 CABARETE 76 CAICOS 86

New



New

CAYMAN 74 COOK 110 DURBAN 50 ERI 42 EYES 36 FUERTEVENTURA 64 FUJI 14



GOA 34 GOCOVA 80 HANOK 24 IOS 184 JERI 102 KUBICK 30 LANZAROTE 106

New

New



LUPPI 28 MORNE 54 MURAL 94 ORION 16 PARACURU 100 PETACA 108 POLAR 48

New



PREA 84 SAL 70 TAHITI 96 TAHITI XL 18 TARIFA 82 TENERIFE 104

INTERIOR/INDOOR


Aplique/Wall light

New




TOBAGO 22 TOJA 98 TORCH 66 VENUS 38 VENUS 40 ZANZIBAR 58

New



Plafón/Ceiling

New



New

BORA BORA 88 HANOK 112 KUBICK 30 MURAL 118 SAL 114 SAONA SUPERFICIE 122 TORCH 116



ZERO E27 120

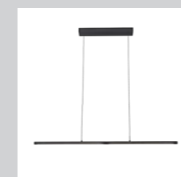
Colgante/Pendant

New



New


ARUBA 160 BASE COLGANTES 162 HANOK 128 IOS 126 ORION 140 PAGODA 136 SIRIO 150



TORCH 158


INTERIOR/INDOOR

Sobremesa/Table lamp



EYES 166	MURAL 170	SAL 164	TORCH 168	ZANZIBAR 172
-------------	--------------	------------	--------------	-----------------

Pie de salón/Floor lamp



EYES 176	MURAL 180	SAL 174	TORCH 178
-------------	--------------	------------	--------------

Foco Superficie/Spotlight



ARUBA 190	BORACAY 198	COLUMBRETES 194	GLACIAR 182	GOWER 188	IOS 184	KAILUA 196
--------------	----------------	--------------------	----------------	--------------	------------	---------------



SAL
186

INTERIOR/INDOOR

Foco carril trifásico/Triphasic rail spot



ARUBA 208	CARRILES-TRACKS 218	FIJI 212	ÍPSILON 200	PAGODA 204	SAL 210
--------------	------------------------	-------------	----------------	---------------	------------

Empotrable/Recessed



ATLANTIS 258	BÁSICO GU10 244	BRANDON 250	CABRERA 234	CIES 256	COMFORT IP 269	COMFORT GU10 248
-----------------	--------------------	----------------	----------------	-------------	-------------------	---------------------

New




FORMENTERA 230	GARDA 226	GUINCHO 222	GUINCHO GU10 224	GRACIOSA 242	LAMBORJINI 259	MEDANO 236
-------------------	--------------	----------------	---------------------	-----------------	-------------------	---------------

New




METACRILATO 254	NEPTUNO 228	SAONA 238
--------------------	----------------	--------------

Campanas Led/Ufo bays Led



CAMPANAS 284	CAMPANAS 288
-----------------	-----------------


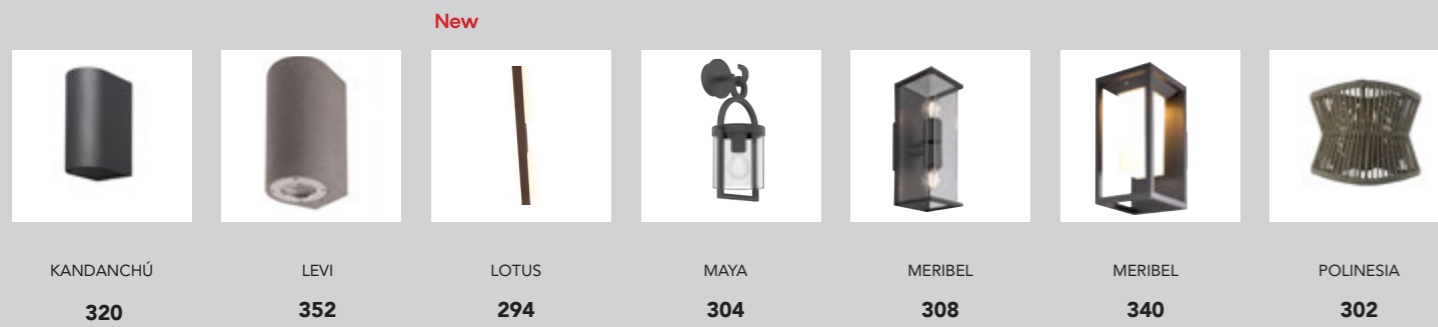

Tiras Led/Strip Leds



DRIVERS 275	PERFILES 264	SISTEMAS 278	TIRAS LED 260
----------------	-----------------	-----------------	------------------

EXTERIOR/OUTDOOR

Aplique/Wall light




EXTERIOR/OUTDOOR

Plafón exterior/Ceiling outdoor



Colgantes exterior/Pendant outdoor



EXTERIOR/OUTDOOR

Sobremesa exterior portátil/Portable outdoor table lamp



Lámpara de suelo exterior portátil/Portable outdoor floor lamp




Sobremuro exterior/Over wall lamp




EXTERIOR/OUTDOOR

Balizas-Piquetas-Lámparas de suelo/Bollards-spike-ground lamps



Bañadores/Step lights



Accesorios/Accessories



BOMBILLAS/BULB

Bombillas/Bulb



FUJI

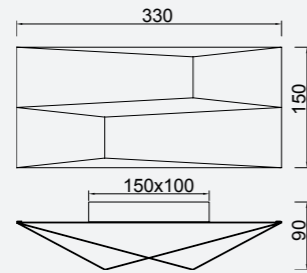
by José Ignacio Ballester

Apliques - Wall lights

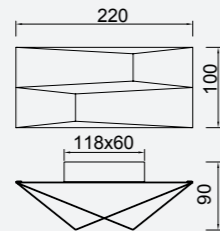
Indoor



14W



10W



	REFERENCE	K	LED WATT	LUMENS	FINISH
New	8156	3000K	10W	920lm	Blanco-White
New	8157	3000K	10W	920lm	Negro-Black
New	8158	3000K	14W	1250lm	Blanco-White
New	8159	3000K	14W	1250lm	Negro-Black
			220-240V ~ 50/60Hz CRI: ≥ 80		Metal-Metal

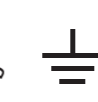





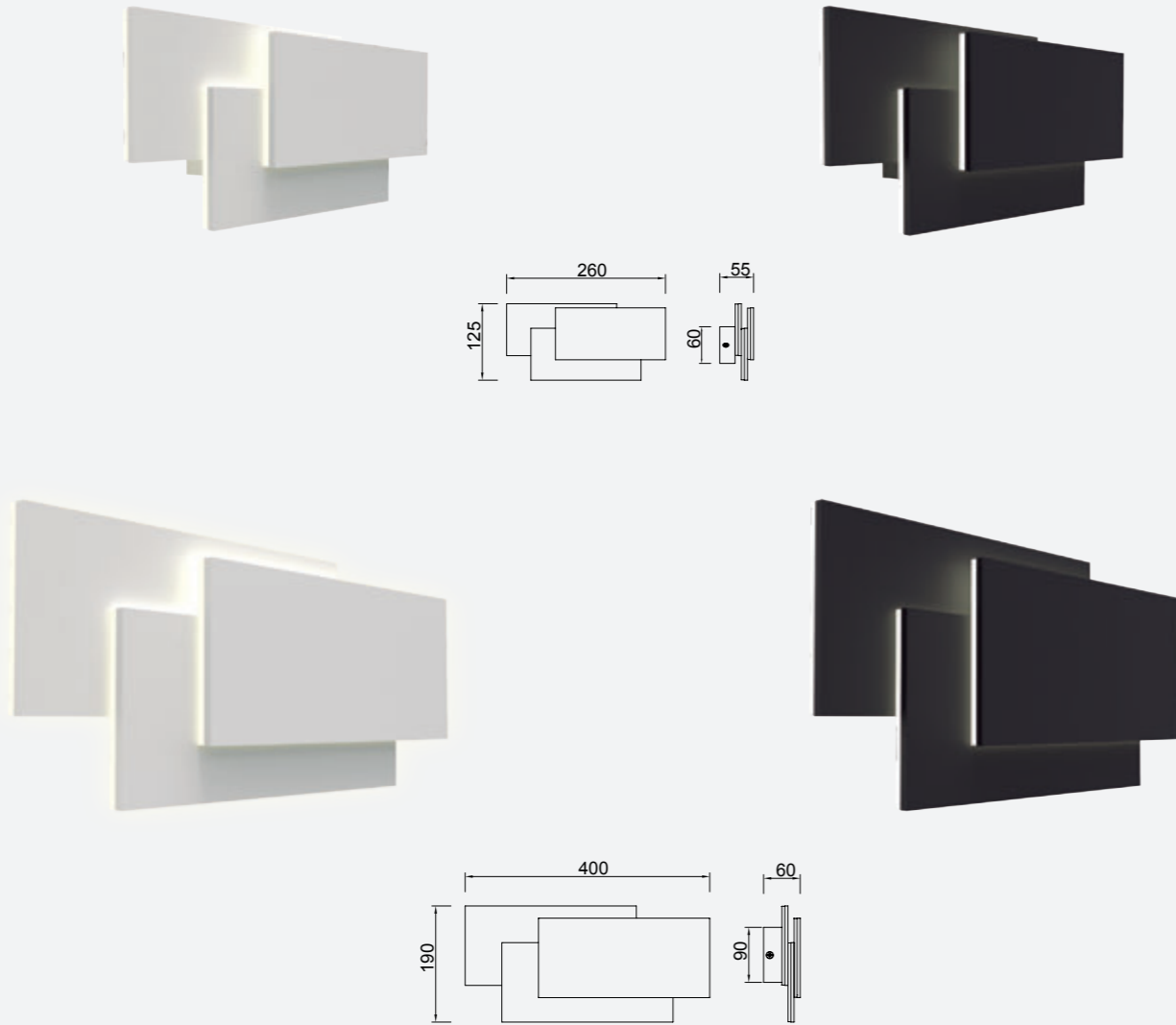


REFERENCE	K	LED WATT	LUMENS	FINISH	SIZES
New 8122	3000K	8W	560lm	Negro+blanco-Black+white	ø250
New 8123	3000K	8W	560lm	Negro+Madera-Black+Wood	ø250
New 8124	3000K	8W	560lm	Negro+Pan oro-Black+Gold leaf	ø250
New 8125	3000K	20W	1400lm	Negro+blanco-Black+white	ø400
New 8126	3000K	20W	1400lm	Negro+Madera-Black+Wood	ø400
New 8127	3000K	20W	1400lm	Negro+Pan oro-Black+Gold leaf	ø400
New 8128	3000K	24W	1680lm	Negro+blanco-Black+white	ø500
New 8129	3000K	24W	1680lm	Negro+Madera-Black+Wood	ø500
New 8130	3000K	24W	1680lm	Negro+Pan oro-Black+Gold leaf	ø500

220-240V ~ 50/60Hz CRI ≥80


Hierro/Acrílico-Iron/Acrylic

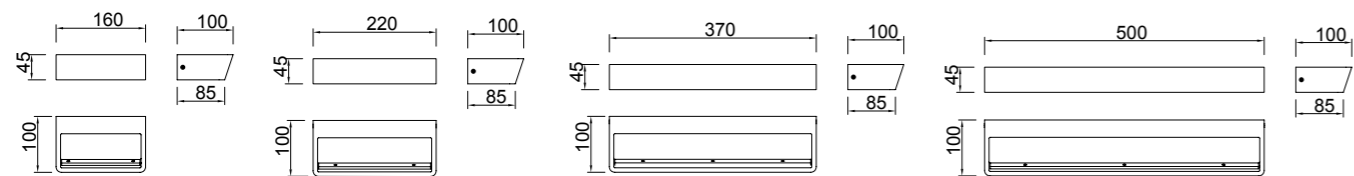





REFERENCE	K	LED WATT	LUMENS	FINISH
New 8089	3000K	12W	1080lm	Blanco-White
New 8090	3000K	12W	1080lm	Negro-Black
New 8087	3000K	36W	3240lm	Blanco-White
New 8088	3000K	36W	3240lm	Negro-Black

220-240V~ 50/60Hz CRI:≥ 80 Aluminio/Acrílico - Aluminium/Acrylic






	REFERENCE	K	LED WATT	LUMENS	FINISH
New	8094	3000K	15W	1200lm	Blanco arena-Sand white
New	8098	4000K	15W	1275lm	Blanco arena-Sand white
New	8093	3000K	21W	1680lm	Blanco arena-Sand white
New	8097	4000K	21W	1785lm	Blanco arena-Sand white
New	8092	3000K	30W	2400lm	Blanco arena-Sand white
New	8096	4000K	30W	2550lm	Blanco arena-Sand white
New	8091	3000K	40W	3200lm	Blanco arena-Sand white
New	8095	4000K	40W	3400lm	Blanco arena-Sand white


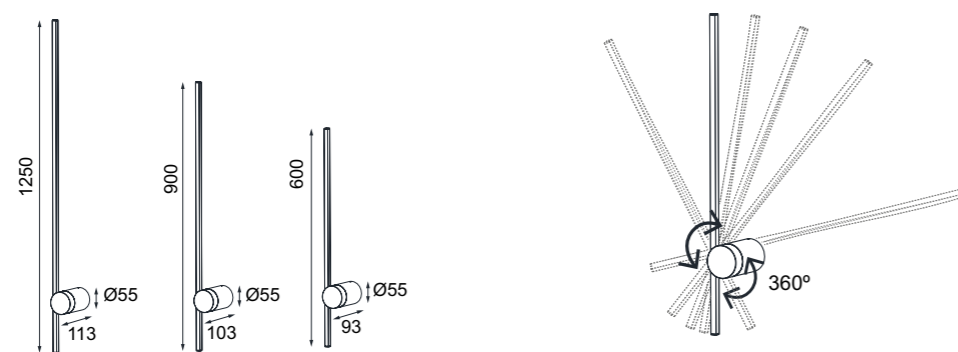
220-240V~ 50/60Hz CRI:≥ 80

Aluminio/Acrílico-Aluminium/Acrylic






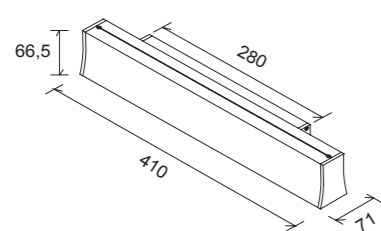
REFERENCE	K	LED WATT	LUMENS	FINISH
New 7910	3000K	7W	590lm	Blanco-White
New 7913	3000K	7W	590lm	Negro-Black
New 7911	3000K	9W	760lm	Blanco-White
New 7914	3000K	9W	760lm	Negro-Black
New 7912	3000K	12W	1010lm	Blanco-White
New 7915	3000K	12W	1010lm	Negro-Black
220-240V~ 50/60Hz CRI:≥ 90				Aluminio-Aluminium



CRI≥90



REFERENCE	K	LED WATT	LUMENS	FINISH
7774	3000K	14W	950lm	Blanco-White
7776	3000K	14W	950lm	Negro-Black
7778	3000K	14W	950lm	Arena-Sabbia
7775	4000K	14W	1000lm	Blanco-White
7777	4000K	14W	1000lm	Negro-Black
220-240V~50/60Hz CRI:≥ 80				Aluminio-Aluminium



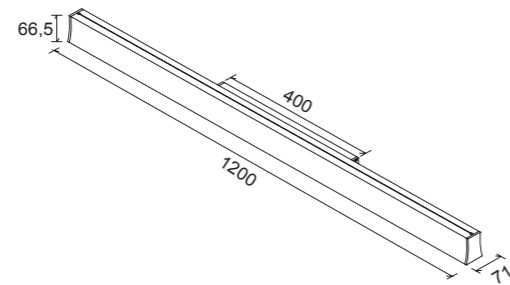
HANOK
by David Villalba

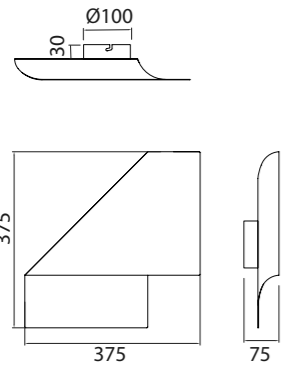

Apliques - Wall lights

Indoor

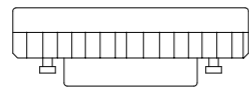


REFERENCE	K	LED WATT	LUMENS	FINISH
7770	3000K	38W	2850lm	Blanco-White
7772	3000K	38W	2850lm	Negro-Black
7771	4000K	38W	3000lm	Blanco-White
7773	4000K	38W	3000lm	Negro-Black
220-240V - 50/60Hz CRI: ≥ 80				Aluminio-Aluminium





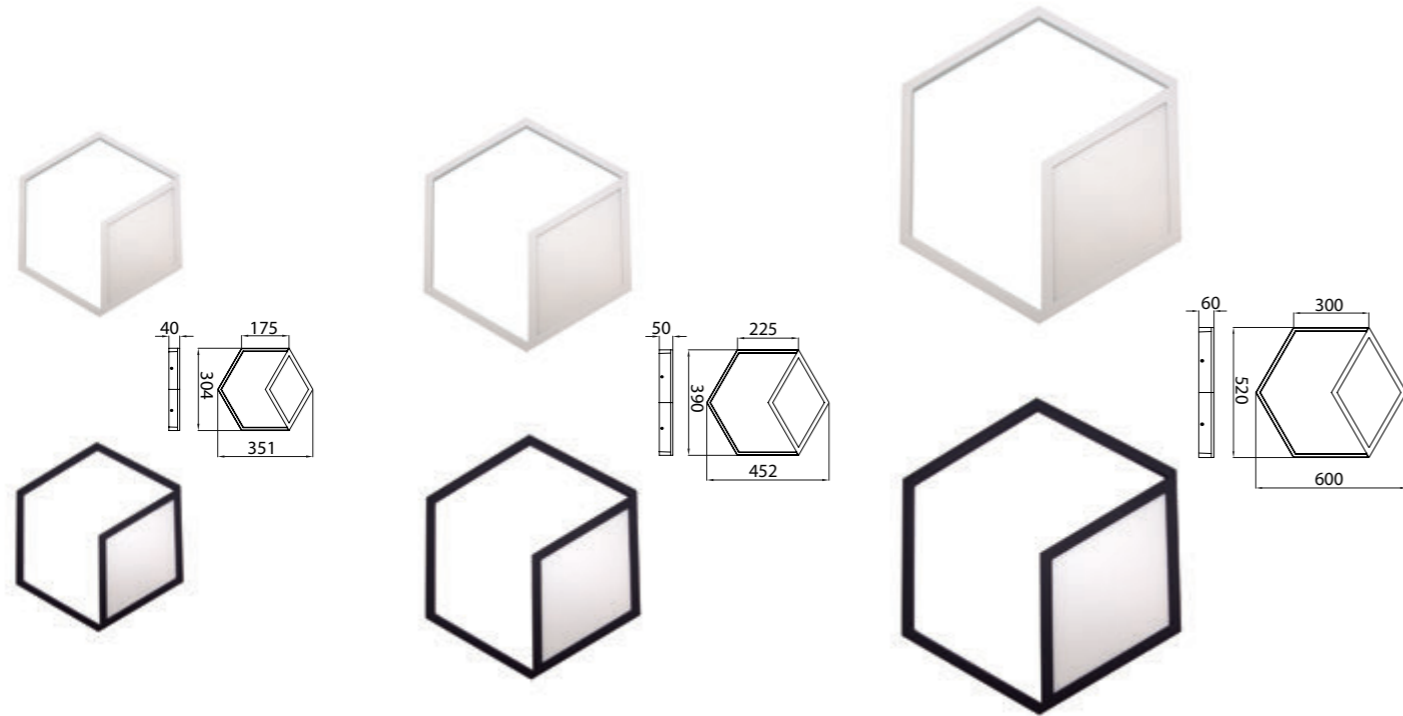
REFERENCE	BULB (No incl)	FINISH
7693	1L x GX53	Blanco-White
7694	1L x GX53	Negro-Black
7695	1L x GX53	Arena-Sabbia
máx. 15W LED (No incl)		100-240V-50/60Hz Metal-Metal



Bombillas recomendadas - Suggested bulbs

REFERENCE	Wattios LED	K	Lumens	Ángulo luz
R09224	9W	3000K	730lm	120°
R09225	9W	4000K	740lm	120°
R09248	12W	3000K	930lm	120°
R09249	12W	4000K	960lm	120°





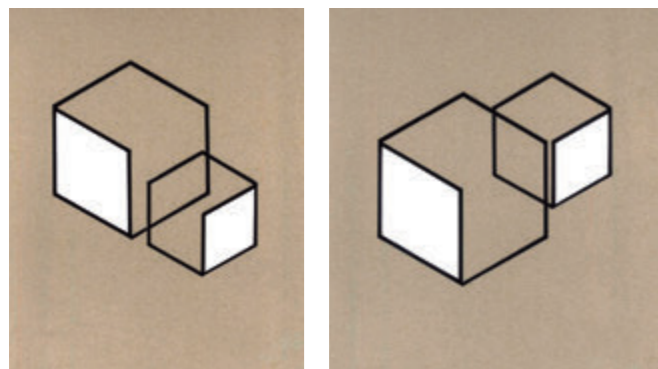
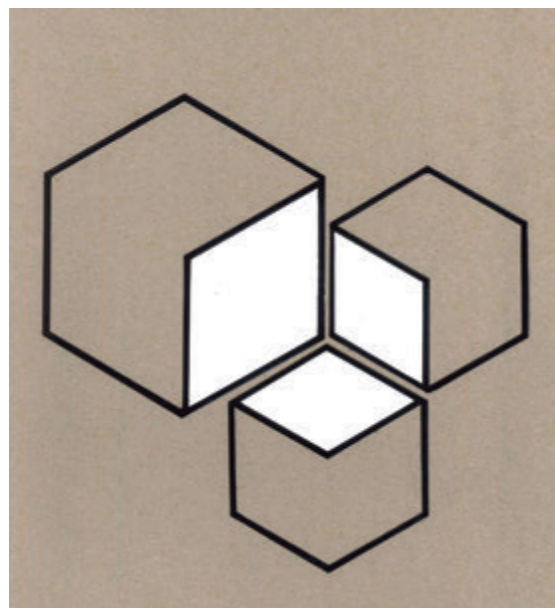
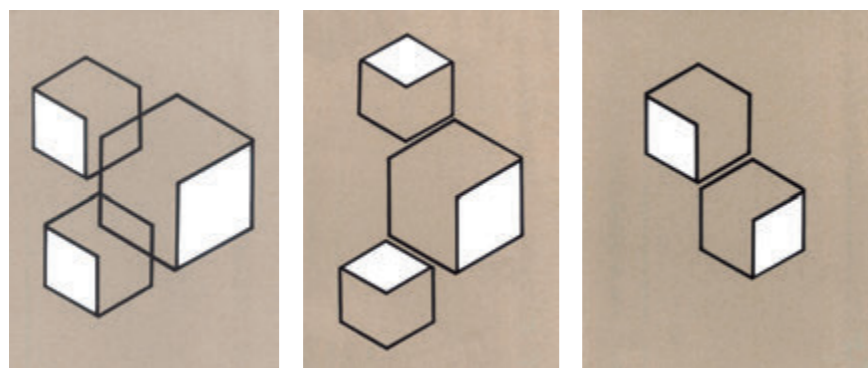
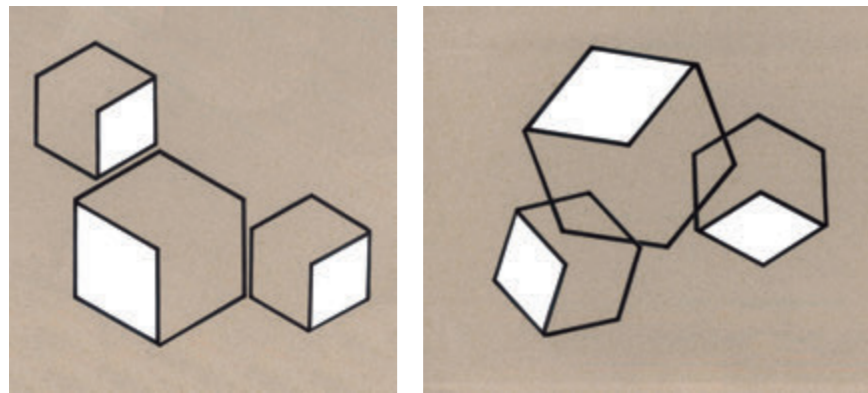
REFERENCE	K	LED WATT	LUMENS	FINISH	
7590	3000K	12W +14W	1630lm	Blanco mate-Matt white	On-off
7592	3000K	12W +14W	1630lm	Negro mate-Matt black	On-off
7591	3000K	12W +14W	1630lm	Blanco mate-Matt white	Dimmable
7593	3000K	12W +14W	1630lm	Negro mate-Matt black	Dimmable
7594	3000K	13,5W + 20W	1870lm	Blanco mate-Matt white	On-off
7596	3000K	13,5W + 20W	1870lm	Negro mate-Matt black	On-off
7595	3000K	13,5W + 20W	1870lm	Blanco mate-Matt white	Dimmable
7597	3000K	13,5W + 20W	1870lm	Negro mate-Matt black	Dimmable
7760	3000K	18W+30W	2700lm	Blanco mate-Matt white	On-off
7762	3000K	18W+30W	2700lm	Negro mate-Matt black	On-off
7761	3000K	18W+30W	2700lm	Blanco mate-Matt white	Dimmable
7763	3000K	18W+30W	2700lm	Negro mate-Matt black	Dimmable
				220-240V - 50/60Hz CRI: ≥ 80	Aluminio-Aluminium



KUBICK

by José Ignacio Ballester

Apliques - Wall lights



Indoor



GOA

by José Ignacio Ballester


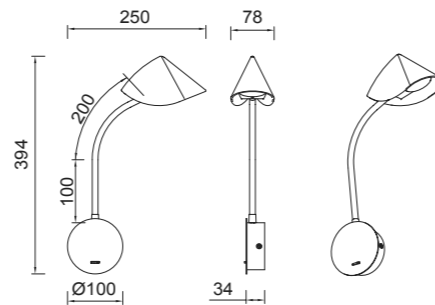
Apliques-Wall lights

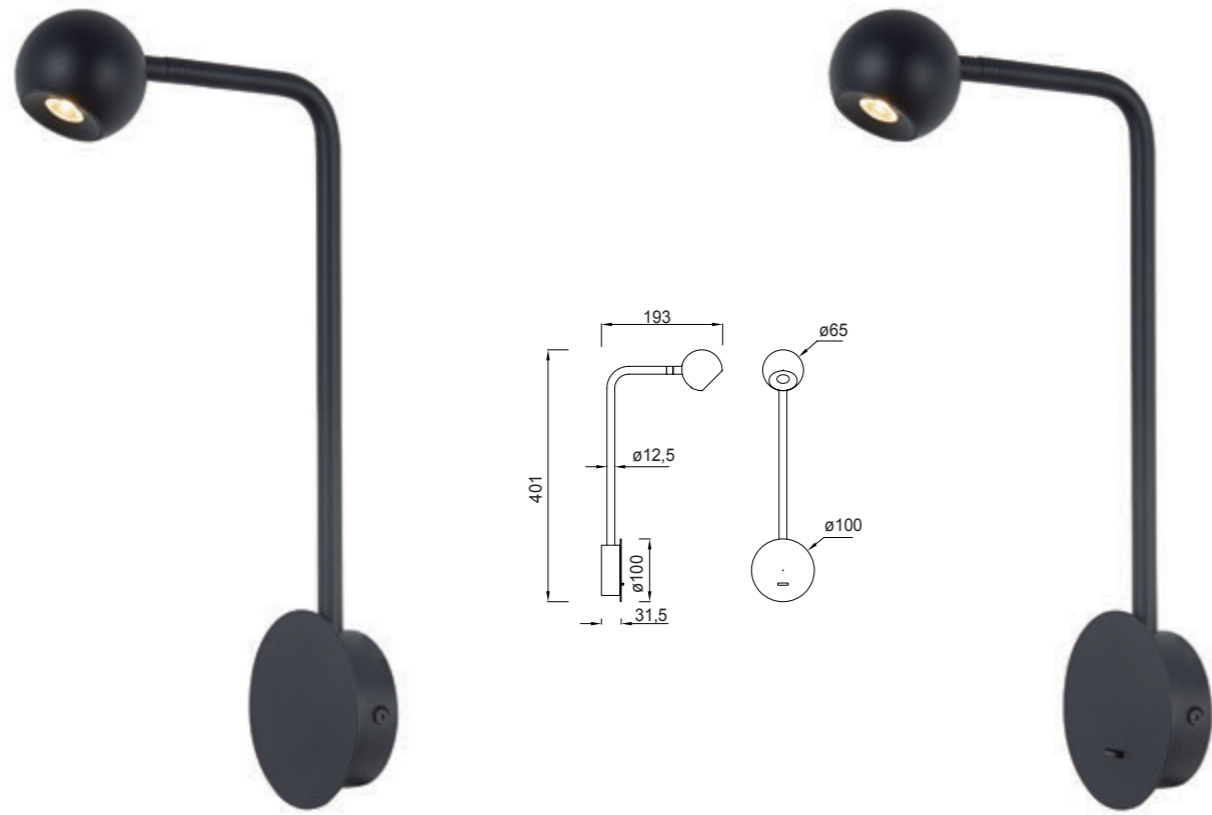
Indoor



REFERENCE	K	LED WATT	LUMENS	FINISH	
7720	3000K	7.5W	660lm	Blanco mate-Matt white	Con interruptor With switch
7721	3000K	7.5W	660lm	Negro mate-Matt black	Con interruptor With switch
				Aluminio-Aluminium	

220-240V~50/60Hz CRI:≥ 80





REFERENCE	K	LED WATT	LUMENS	FINISH	
7513	3000K	6W	390lm	Negro arena-Sand black	Sin interruptor No switch
7514	3000K	6W	390lm	Negro arena-Sand black	Con interruptor With switch
				Aluminio-Aluminium	220-240V~50/60Hz CRI:≥ 80


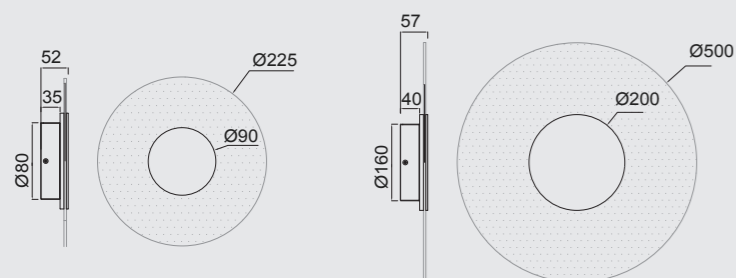


VENUS

by Hugo Tejada

Apliques - Wall lights

Indoor




REFERENCE	K	LED WATT	LUMENS	FINISH	SIZES
New 8010	3000K	9W	780lm	Blanco-White	Ø225
New 8011	3000K	9W	780lm	Negro-Black	Ø225
New 8034	3000K	9W	780lm	Oro-Gold	Ø225
New 8012	3000K	18W	1440lm	Blanco-White	Ø500
New 8013	3000K	18W	1440lm	Negro-Black	Ø500
New 8035	3000K	18W	1440lm	Oro-Gold	Ø500

220-240V - 50/60Hz CRI ≥ 80

Aluminio/Acrílico - Aluminum/Acrylic

Registered N°007663331-0016




VENUS

by Hugo Tejada

Aplique/Perchero-Wall light/Coat Rack

Indoor


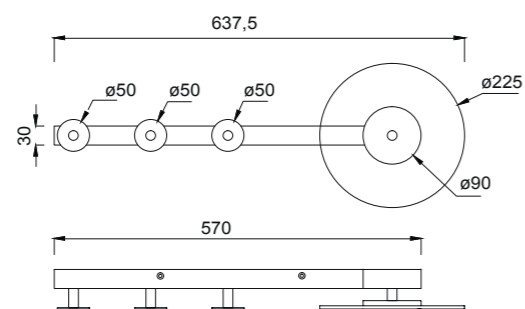




REFERENCE	K	LED WATT	LUMENS	FINISH
7293	3000K	6W	490lm	Negro-Black
7292	3000K	6W	490lm	Blanco-White

220-240V~50/60Hz CRI≥ 80

Aluminio/acrílico-Aluminium/acrylic

Registered N°007663331-0016




DRIVER
TUV

Registered N°007663331-00160016

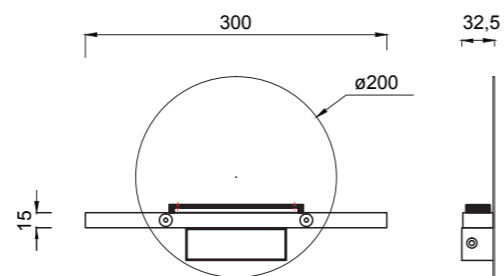
ERIS

by Hugo Tejada



REFERENCE	K	LED WATT	LUMENS	FINISH
7296	3000K	8W	640lm	Blanco-White
7297	3000K	8W	640lm	Negro-Black
220-240V~50/60Hz CRI≥ 80				Aluminio-Aluminium

Registered N°007663331-0012



DRIVER TÜV


Registered N°007663331-0012

ERIS

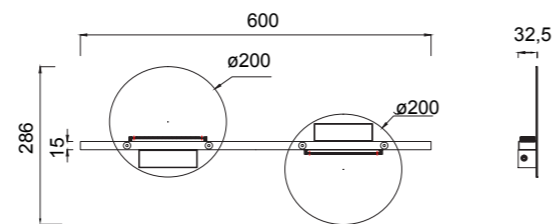

by Hugo Tejada

Apliques - Wall lights

Indoor




REFERENCE	K	LED WATT	LUMENS	FINISH
7298	3000K	16 W	1280lm	Blanco-White
7299	3000K	16 W	1280lm	Negro-Black
220-240V ~50/60Hz CRI ≥ 80				Aluminio-Aluminium



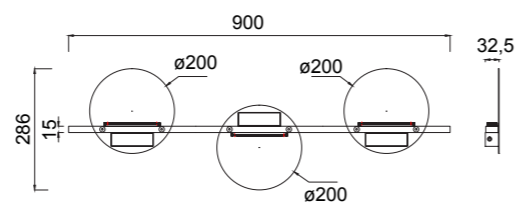

ERIS
by Hugo Tejada

Apliques - Wall lights

Indoor



REFERENCE	K	LED WATT	LUMENS	FINISH
7300	3000K	24W	1920lm	Blanco-White
7301	3000K	24W	1920lm	Negro-Black
220-240V~50/60Hz CRI≥ 80				Aluminio-Aluminium




DRIVER
TÜV

Registered N°007663331-0012

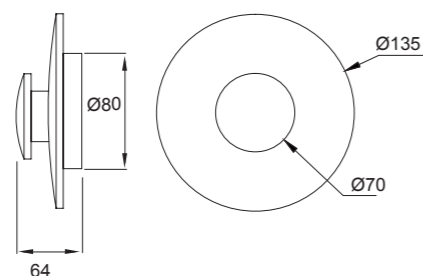
POLAR
by Hugo Tejada

Aplique/Perchero-Wall light/Coat Rack

Indoor




REFERENCE	K	LED WATT	LUMENS	FINISH
7240	3000K	6W	540lm	Blanco-White
7241	3000K	6W	540lm	Negro-Black
220-240V~50/60Hz CRI≥ 80				Aluminio-Aluminium

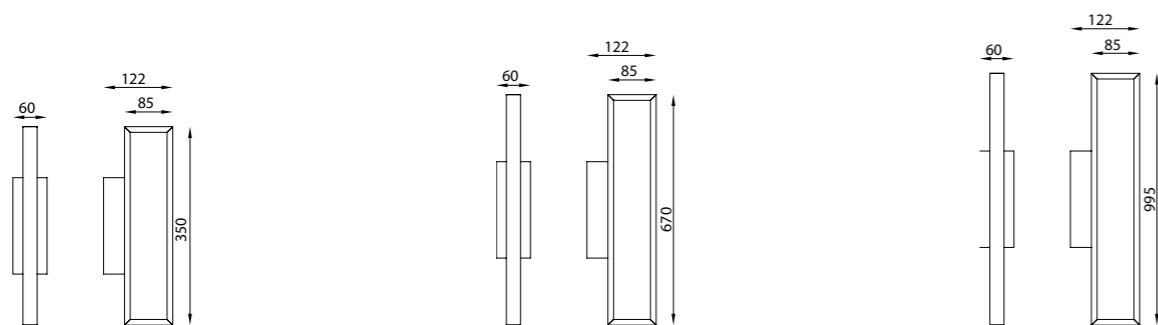


DRIVER
TUV

Registered N° 007663331-0015


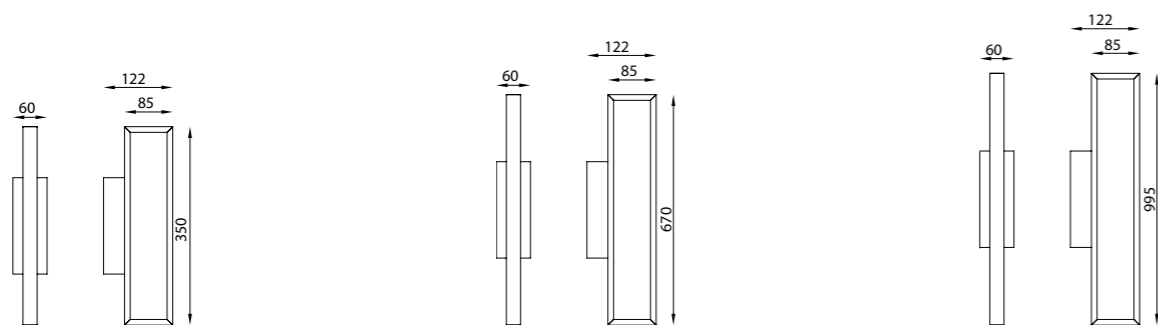


REFERENCE	K	LED WATT	LUMENS	FINISH
7175	3000K	10W	780lm	Negro-Black
7176	3000K	20W	1550lm	Negro-Black
7177	3000K	30W	2300lm	Negro-Black
220-240V ~ 50/60Hz CRI ≥ 80				Aluminio-Aluminium



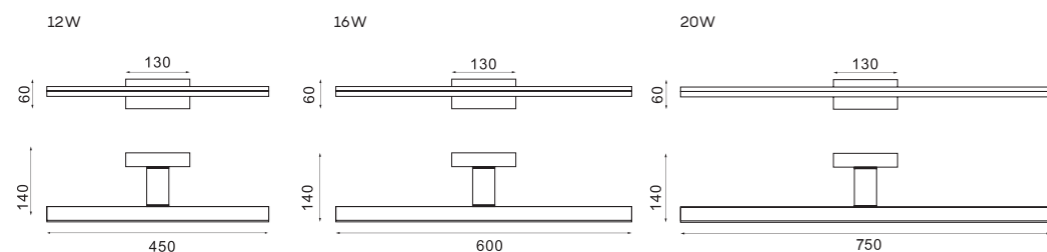


REFERENCE	K	LED WATT	LUMENS	FINISH
7197	3000K	10W	780lm	Blanco-White
7198	3000K	20W	1550lm	Blanco-White
7199	3000K	30W	2300lm	Blanco-White
220-240V ~50/60Hz CRI≥ 80				Aluminio-Aluminium





REFERENCE	K	LED WATT	LUMENS	FINISH
7482	4000K	12W	1080lm	Negro-Black
6760	4000K	12W	1080lm	Cromo-Chrome
6763	4000K	12W	1080lm	Blanco-White
7483	4000K	16W	1440lm	Negro-Black
6761	4000K	16W	1440lm	Cromo-Chrome
7480	4000K	16W	1440lm	Blanco-White
7484	4000K	20W	1800lm	Negro-Black
6762	4000K	20W	1800lm	Cromo-Chrome
7481	4000K	20W	1800lm	Blanco-White
220-240V~50/60Hz CRI≥ 80				Aluminio/Pc-Aluminium




ASIMETRIC

by Santolaria & Lluscà

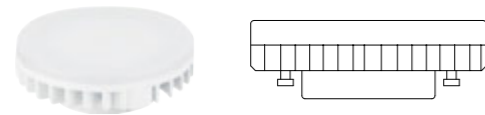
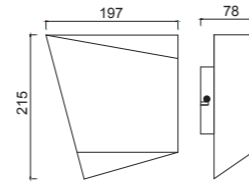
Apliques-Wall lights

Indoor



Registered N° 004721413-026

REFERENCE	BULB (No incl)	FINISH
6220	1L x GX53	Blanco-White
6221	1L x GX53	Blanco-White
6222	1L x GX53	Negro-Black
máx. 12W LED (No incl)		100-240V~50/60Hz Metal-Metal



Bombillas recomendadas-Suggested bulbs

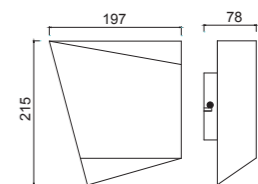
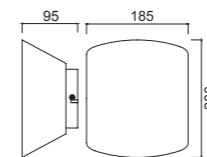
REFERENCE	Wattios LED	CCT	Lumens	Ángulo luz
R09224	9W	3000K	730lm	120°
R09225	9W	4000K	740lm	120°
R09248	12W	3000K	930lm	120°
R09249	12W	4000K	960lm	120°



6221



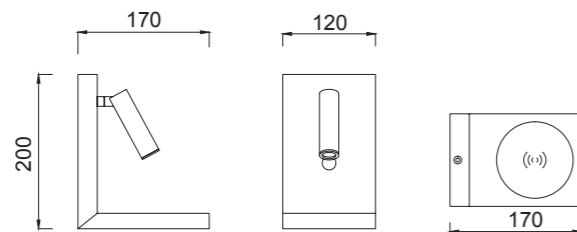
6220





REFERENCE	K	LED WATT	LUMENS	FINISH
6750	3000K	3W	210lm	Blanco arena-Sand white
6752	3000K	3W	210lm	Negro arena-Sand black
		100-240V~50/60Hz CRI≥ 80		Aluminio/Metal-Aluminium/Metal

 *Cargador Inalámbrico de inducción-Wireless Induction Charger


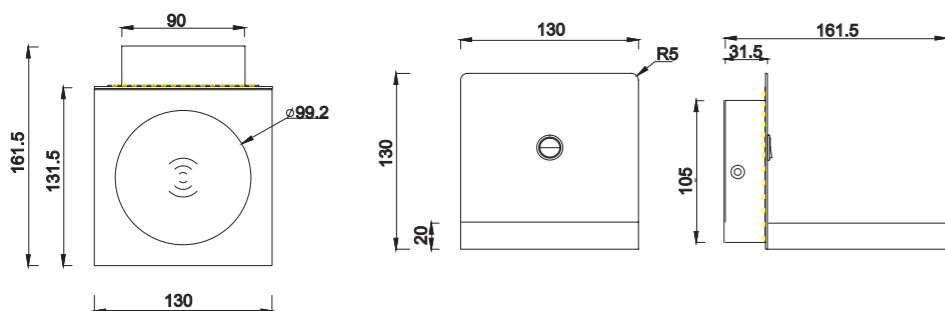




REFERENCE	K	LED WATT	LUMENS	FINISH
6754	3000K	3W	210lm	Blanco mate-Matt white
6755	3000K	3W	210lm	Negro mate-Matt black
		100-240V~50/60Hz	CRI≥ 80	Aluminio/Metal-Aluminium/Metal



*Cargador Inalámbrico de inducción-Wireless Induction Charger

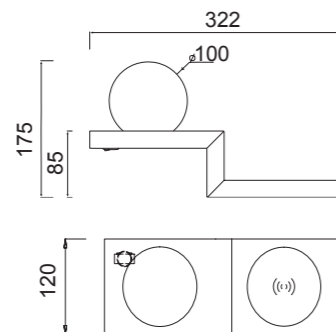


ErP COMPLIANT DRIVER TÜV RoHS compliant



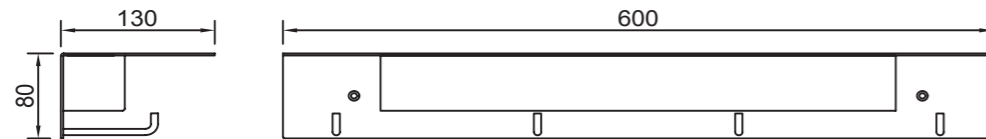
REFERENCE	K	LED WATT	LUMENS	FINISH
6751	3000K	6W	470lm	Blanco mate-Matt white
6753	3000K	6W	470lm	Negro mate-Matt black
		220-240V~50/60Hz CRI≥ 80		Aluminio/Metal-Aluminium/Metal


 *Cargador Inalámbrico de inducción-Wireless Induction Charger





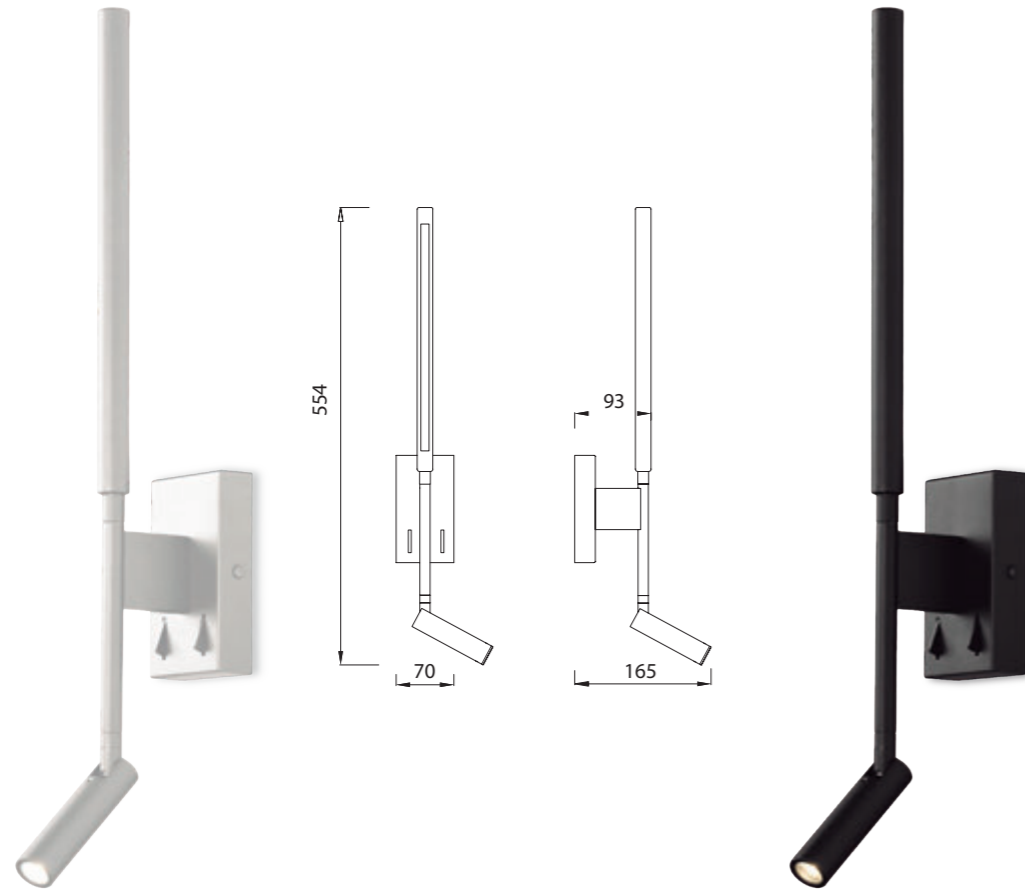
REFERENCE	K	LED WATT	LUMENS	FINISH
6865	3000K	9W	600lm	Blanco mate - Matt white
6866	3000K	9W	600lm	Negro mate - Matt black
100-250V ~ 50/60Hz CRI: ≥ 80				Acero/Acrílico - Steel/Acrylic





REFERENCE	K	LED WATT	LUMENS	FINISH
6700	3000K	6W	410lm	Blanco mate-Matt white
6701	3000K	6W	410lm	Negro mate-Matt black
220-240V~50/60Hz CRI≥ 80				Aluminio-Aluminium





REFERENCE	K	LED WATT	LUMENS	FINISH
6702	3000K	6W+3W	410lm+210lm	Blanco mate-Matt white
6703	3000K	6W+3W	410lm+210lm	Negro mate-Matt black
220-240V~50/60Hz CRI≥ 80				Aluminio-Aluminium





REFERENCE	BULB (No incl)	FINISH	
7523	1L x GU10	Blanco mate-Matt white	Sin interruptor No switch
7518	1L x GU10	Negro mate-Matt black	Sin interruptor No switch
7524	1L x GU10	Blanco mate-Matt white	Con interruptor With switch
7519	1L x GU10	Negro mate-Matt black	Con interruptor With switch
máx. 10W LED (No incl)		100-240V~50/60Hz Aluminio-Aluminium	



ErP COMPLIANT
RoHS compliant

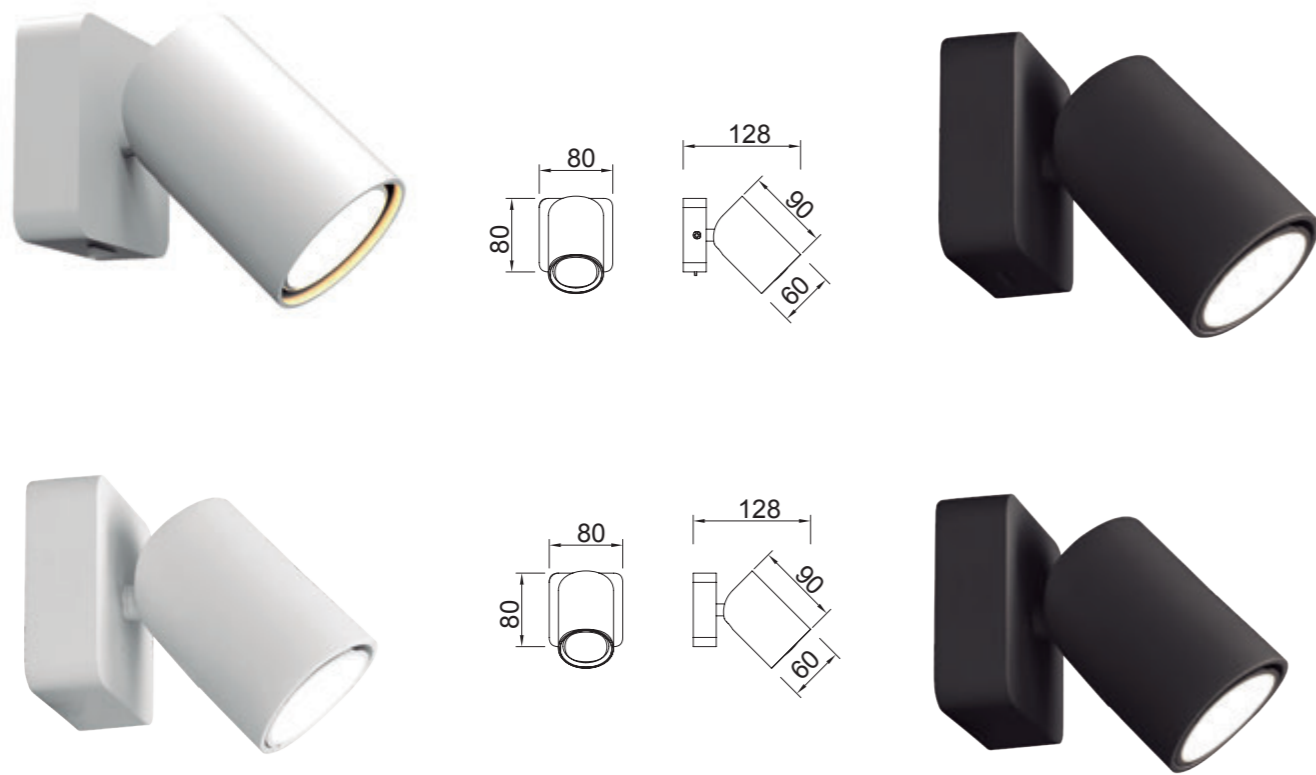


Bombillas recomendadas-Suggested bulbs

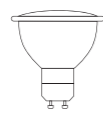
K	Wat LED	On/Off	Dimmable	Lumens
2700K	7W	R09254	R09257	510lm
3000K	7W	R09255	R09258	540lm
4000K	7W	R09256	R09259	570lm



6281 pág. 186
6717 pág. 210
7522 pág. 174
7520 pág. 164



REFERENCE	BULB (No incl)	FINISH	
6283	1L x GU10	Blanco mate-Matt white	Sin interruptor No switch
6713	1L x GU10	Negro mate-Matt black	Sin interruptor No switch
6284	1L x GU10	Blanco mate-Matt white	Con interruptor With switch
6714	1L x GU10	Negro mate-Matt black	Con interruptor With switch
máx. 10W LED (No incl)		100-240V~50/60Hz Aluminio-Aluminium	



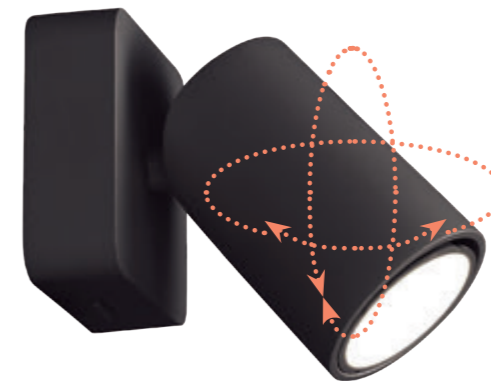
Bombillas recomendadas-Suggested bulbs

K	Wat LED	On/Off	Dimmable	Lumens
2700K	7W	R09254	R09257	510lm
3000K	7W	R09255	R09258	540lm
4000K	7W	R09256	R09259	570lm



ErP
COMPLIANT

RoHS
compliant



CAYMAN

Apliques - Wall lights

Indoor



REFERENCE	K	LED WATT	LUMENS	FINISH
6080	3000K	3+6W	210+410lm	Blanco mate-Matt white
6081	3000K	3+6W	210+410lm	Níquel satinado-Satin nickel
6082	3000K	3+6W	210+410lm	Cuero-Antique brass
6083	3000K	3+6W	210+410lm	Negro mate-Matt black
New 7853	3000K	3+6W	210+410lm	Oro-Gold
				Aluminio-Aluminium

220-240V~ 50/60Hz CRI:≥ 80



REFERENCE	K	LED WATT	LUMENS	FINISH
New 7823	3000K	3+6W	210+410lm	Blanco mate-Matt white
New 7824	3000K	3+6W	210+410lm	Níquel satinado-Satin nickel
New 7825	3000K	3+6W	210+410lm	Cuero-Antique brass
New 7826	3000K	3+6W	210+410lm	Negro mate-Matt black
New 7854	3000K	3+6W	210+410lm	Oro-Gold
				Aluminio-Aluminium

220-240V~ 50/60Hz CRI:≥ 80



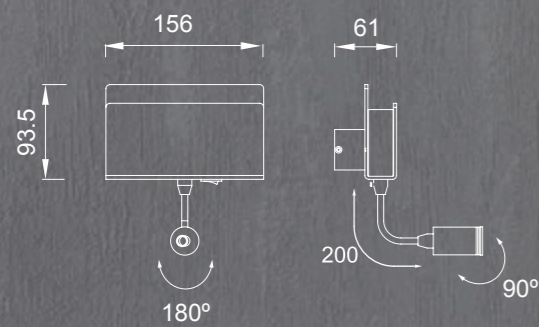
CABARETE

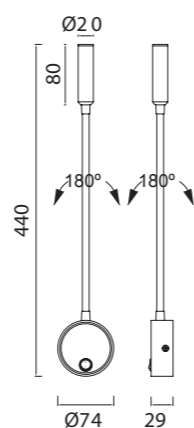
Apliques - Wall lights

Indoor

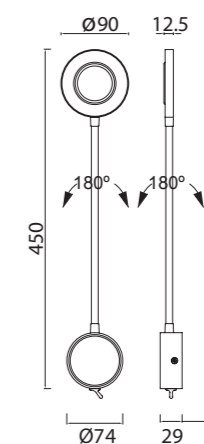
REFERENCE	K	LED WATT	LUMENS	FINISH
5715	3000K	3+3W	470lm	Blanco mate - Matt white
		220-240V - 50/60Hz CRI: ≥ 80		Aluminio - Aluminium

REFERENCE	K	LED WATT	LUMENS	FINISH
5714	3000K	3+3W	470lm	Negro mate - Matt black
		220-240V - 50/60Hz CRI: ≥ 80		Aluminio - Aluminium

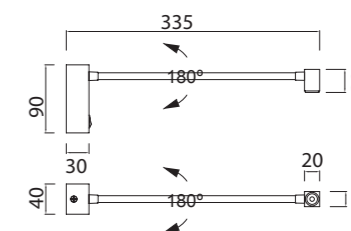




REFERENCE	K	LED WATT	LUMENS	FINISH
6046	3000K	3W	185lm	Blanco-White
6047	3000K	3W	185lm	Negro-Black
				Aluminio/acrílico - Aluminium/acrylic
220-240V - 50/60Hz CRI: ≥ 80				



REFERENCE	K	LED WATT	LUMENS	FINISH
6050	3000K	5W	285lm	Blanco-White
6051	3000K	5W	285lm	Negro-Black
				Aluminio - Aluminium
220-240V - 50/60Hz CRI: ≥ 80				


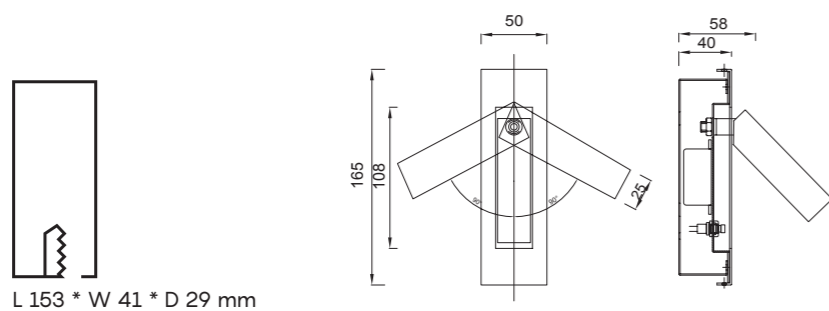


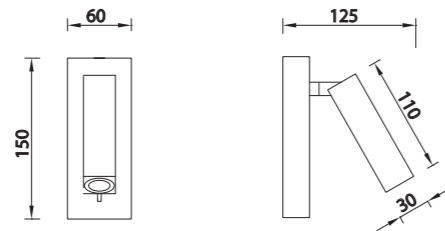
REFERENCE	K	LED WATT	LUMENS	FINISH
6048	3000K	3W	185lm	Blanco-White
6049	3000K	3W	185lm	Negro-Black
				Aluminio - Aluminium
220-240V - 50/60Hz CRI: ≥ 80				





REFERENCE	K	LED WATT	LUMENS	FINISH
6820	3000K	3W	210lm	Blanco arena-Sand white
6821	3000K	3W	210lm	Negro arena-Sand black
100-240V~50/60Hz CRI≥ 80				Aluminio-Aluminium






REFERENCE	K	LED WATT	LUMENS	FINISH
6070	3000K	3W	210lm	Blanco mate-Matt white
6071	3000K	3W	210lm	Níquel satinado-Satin nickel
6072	3000K	3W	210lm	Cuero-Antique brass
				Aluminio-Aluminium

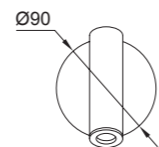
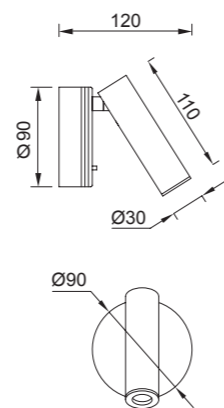
100-240V-50/60Hz CRI:≥ 80





REFERENCE	K	LED WATT	LUMENS	FINISH
6075	3000K	3W	210lm	Blanco mate - Matt white
6076	3000K	3W	210lm	Níquel satinado - Satin nickel
6077	3000K	3W	210lm	Cuero - Antique brass
				Aluminio - Aluminium


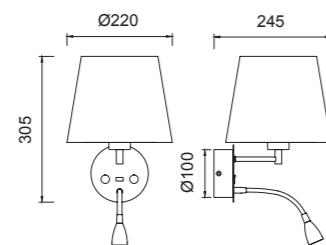
100-240V - 50/60Hz CRI: ≥ 80

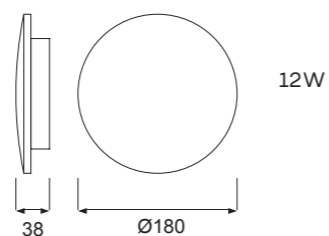
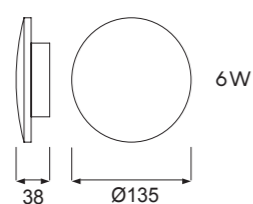






REFERENCE	BULB (No incl)	FINISH	LECTOR/READER	LUMENS
6091	1L x E27	Blanco mate-Matt white	3W	210lm
6092	1L x E27	Níquel Satinado-Satin Nickel	3W	210lm
6093	1L x E27	Cuero-Antique brass	3W	210lm
máx. 20W LED (No incl)		220-240V~50/60Hz CRI:≥ 80 Aluminio-Aluminium	Cargador USB /Charger USB	Pantalla blanca/White shade

USB
Output





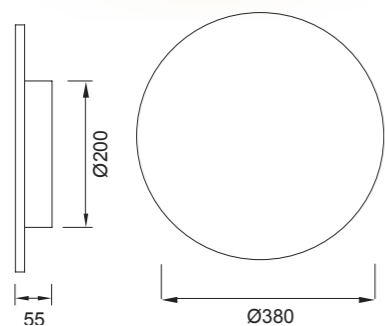

REFERENCE	K	LED WATT	LUMENS	FINISH
C0127	2700K	6W	420lm	Blanco-White
C0131	2700K	6W	420lm	Negro-Black
C0101	3000K	6W	540lm	Blanco-White
C0111	3000K	6W	540lm	Plata-Silver
C0119	3000K	6W	540lm	Negro-Black
C0128	2700K	12W	840lm	Blanco-White
C0132	2700K	12W	840lm	Negro-Black
C0102	3000K	12W	1080lm	Blanco-White
C0112	3000K	12W	1080lm	Plata-Silver
C0120	3000K	12W	1080lm	Negro-Black
220-240V - 50/60Hz CRI: ≥ 80				Aluminio-Aluminium



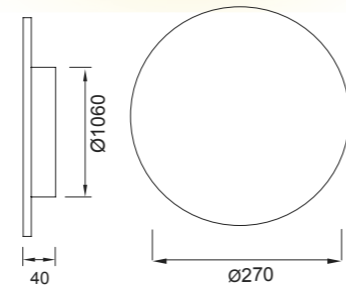
BORA BORA

Apliques - Wall lights

Indoor



30W



16W



REFERENCE	K	LED WATT	LUMENS	FINISH
C0129	2700K	16W	1120lm	Blanco-White
C0133	2700K	16W	1120lm	Negro-Black
C0117	3000K	16W	1350lm	Blanco-White
C0118	3000K	16W	1350lm	Plata-Silver
C0124	3000K	16W	1350lm	Negro-Black
C0130	2700K	30W	2100lm	Blanco-White
C0134	2700K	30W	2100lm	Negro-Black
C0125	3000K	30W	2400lm	Blanco-White
C0126	3000K	30W	2400lm	Negro-Black
220-240V~50/60Hz CRI:≥ 80				Aluminio-Aluminium



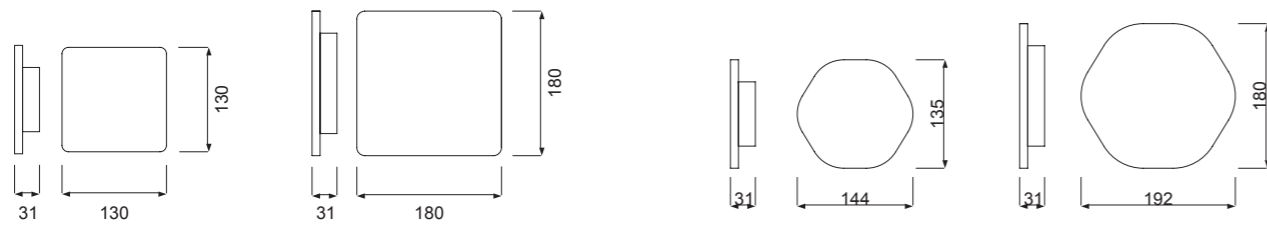


C0103-C0113

C0104-C0114


C0115



C0116

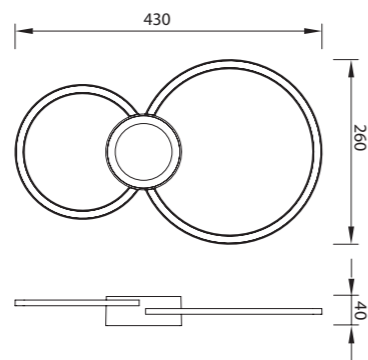



REFERENCE	K	LED WATT	LUMENS	FINISH	SIZES
C0103	3000K	6W	540lm	Blanco-White	130 x 130
C0113	3000K	6W	540lm	Plata-Silver	130 x 130
C0115	3000K	6W	540lm	Plata-Silver	144 x 135
C0104	3000K	12W	1080lm	Blanco-White	180 x 180
C0114	3000K	12W	1080lm	Plata-Silver	180 x 180
C0116	3000K	12W	1080lm	Plata-Silver	192 x 180
220-240V - 50/60Hz CRI: ≥ 80				Aluminio-Aluminium	





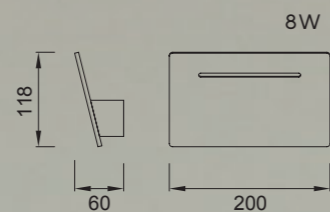

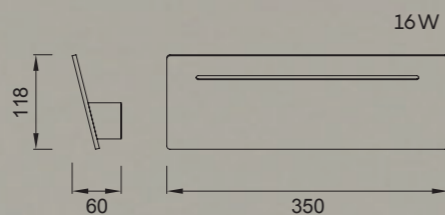

REFERENCE	K	LED WATT	LUMENS	FINISH	INPUT	
6230	3000K	24W	1440lm	Blanco mate-Matt white	100-250V~ 50/60Hz	On-off
7460	3000K	24W	1440lm	Negro mate-Matt black	100-250V~ 50/60Hz	On-off
New 7840	3000K	24W	1440lm	Blanco mate-Matt white	220-240V~50/60Hz	Dimmable 
New 7841	3000K	24W	1440lm	Negro mate-Matt black	220-240V~50/60Hz	Dimmable 
					CRI: ≥ 80	Aluminio-Aluminium






REFERENCE	K	LED WATT	LUMENS	FINISH
C0089	3000K	6W	215lm	Blanco mate-Matt white
		220-240V~50/60Hz	CRI:≥ 80	Aluminio-Aluminium



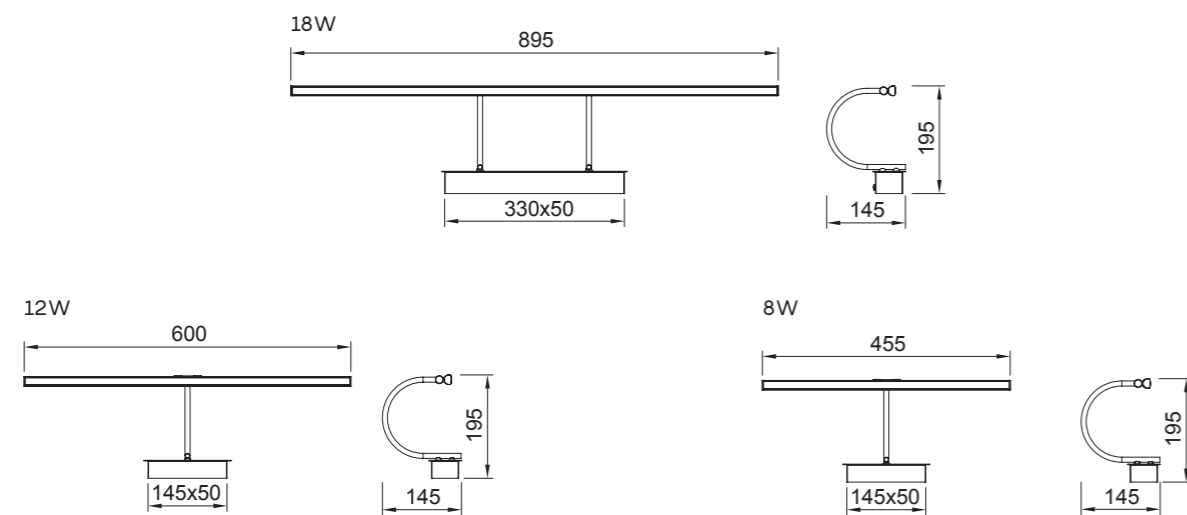


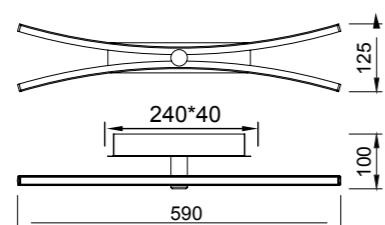
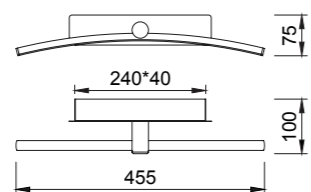
REFERENCE	K	LED WATT	LUMENS	FINISH
6253	3000K	8W	720lm	Blanco-White
5120	4000K	8W	720lm	Blanco-White
6254	3000K	16W	1410lm	Blanco-White
5121	4000K	16W	1410lm	Blanco-White
220-240V - 50/60Hz CRI: ≥ 80				Aluminio-Aluminium





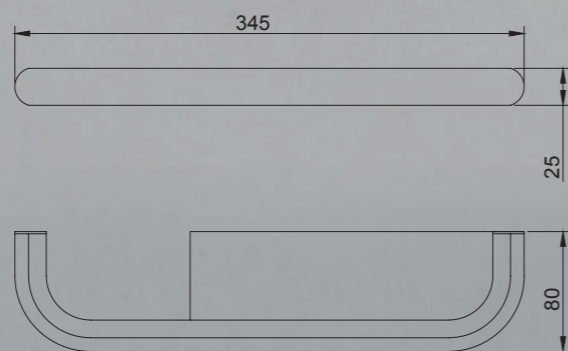
REFERENCE	K	LED WATT	LUMENS	FINISH
6382	3000K	8W	619lm	Cuero-Antique brass
6380	3000K	8W	619lm	Cromo-Chrome
6383	3000K	12W	908lm	Cuero-Antique brass
6381	3000K	12W	908lm	Cromo-Chrome
6385	3000K	18W	1257lm	Cuero-Antique brass
6384	3000K	18W	1257lm	Cromo-Chrome
175-265V - 50/60Hz CRI: ≥ 80				Aluminio-Aluminium



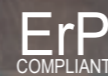


REFERENCE	K	LED WATT	LUMENS	FINISH
6370	3000K	8W	421lm	Cromo-Chrome
6374	3000K	24W	1497lm	Cromo-Chrome
175-265V ~50/60Hz CRI: ≥ 80				Aluminio-Aluminium



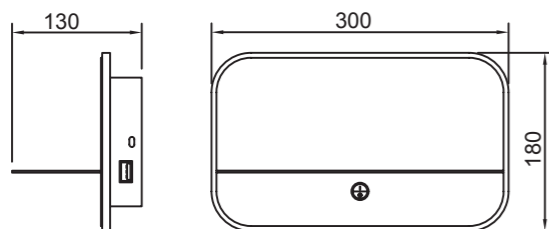


REFERENCE	K	LED WATT	LUMENS	FINISH
6870	3000K	8W	640lm	Blanco-White
6871	4000K	8W	680lm	Blanco-White
	+USB	100-250V~ 50/60Hz	CRi: ≥ 80	Acero/Silicona-Steel/Silicon




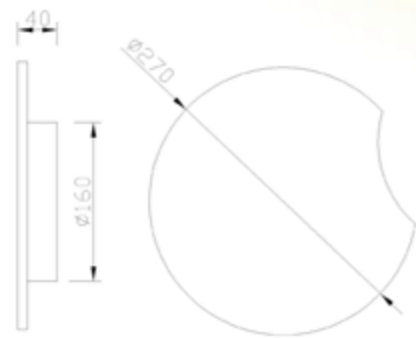



REFERENCE	K	LED WATT	LUMENS	FINISH
6875	3000K	18W	1400lm	Blanco-White
6876	3000K	18W	1400lm	Negro-Black
		+USB x 2	220-240V~ 50/60Hz CRI:≥ 80	Aluminio-Aluminium



-
-
-
-
-
-
-

USB
Output



REFERENCE	K	LED WATT	LUMENS	FINISH
6043	3000K	16 W	1350lm	Blanco mate-Matt white
220-240V-50/60Hz CRI:≥ 80				Aluminio-Aluminium

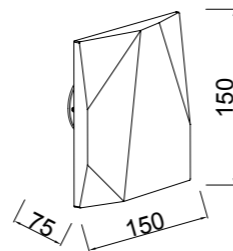
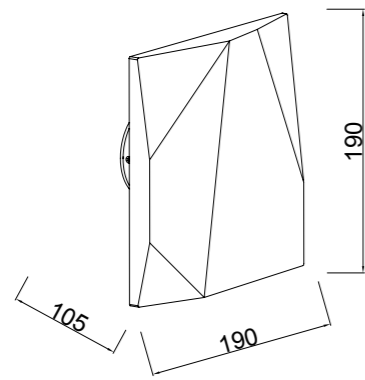




7111




7110



REFERENCE	K	LED WATT	LUMENS	FINISH
7110	3000K	10W	780lm	Blanco-White
7111	3000K	12,5W	975lm	Blanco-White
220-240V ~ 50/60Hz CRI:≥ 80				Yeso-Gypsum



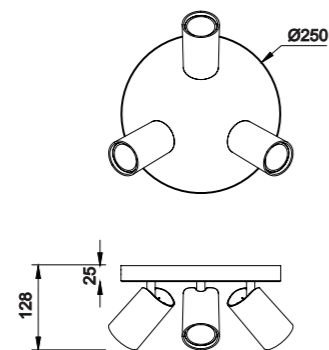


REFERENCE	K	LED WATT	LUMENS	FINISH
7949	3000K	14W	950lm	Blanco-White
7951	3000K	14W	950lm	Negro-Black
7953	3000K	14W	950lm	Arena-Sabbia
7950	4000K	14W	1000lm	Blanco-White
7952	4000K	14W	1000lm	Negro-Black
7945	3000K	38W	2850lm	Blanco-White
7947	3000K	38W	2850lm	Negro-Black
7946	4000K	38W	3000lm	Blanco-White
7948	4000K	38W	3000lm	Negro-Black

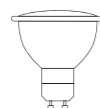
220-240V~50/60Hz CRI≥ 80 Aluminio-Aluminium

7548 pág. 132 7953 pág. 24 7546 pág. 128





REFERENCE	BULB (No incl)	FINISH
7961	3L x GU10	Blanco mate-Matt white
7962	3L x GU10	Negro mate-Matt black
máx. 10W LED (No incl)		100-240V ~50/60Hz Aluminio-Aluminium



Bombillas recomendadas-Suggested bulbs

K	Wat LED	On/Off	Dimmable	Lumens
2700K	7W	R09254	R09257	510lm
3000K	7W	R09255	R09258	540lm
4000K	7W	R09256	R09259	570lm



TORCH

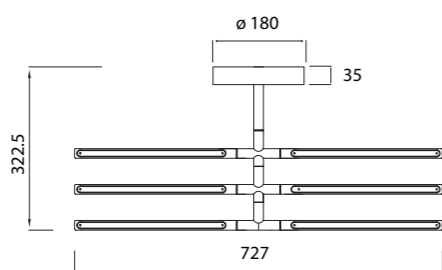
Plafón-Ceiling lights

Indoor

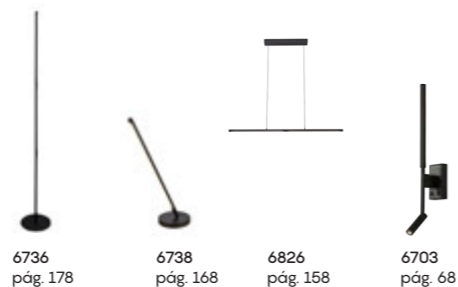
360°





REFERENCE	K	LED WATT	LUMENS	FINISH
6827	3000K	36 W	2850lm	Blanco arena-Sand white
6828	3000K	36 W	2850lm	Negro arena-Sand black
220-240V-50/60Hz CRI: ≥ 80				Aluminio-Aluminium

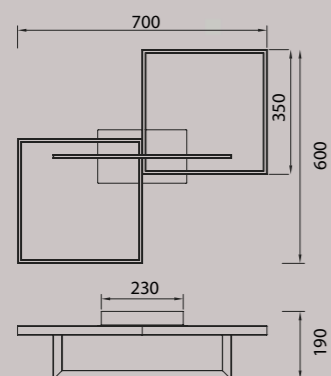


360°





REFERENCE	K	LED WATT	LUMENS	FINISH	
6560	3000K	48W	3840lm	Blanco mate-Matt white	On-off
6561	3000K	48W	3840lm	Blanco mate-Matt white	Dimmable 
7462	3000K	48W	3840lm	Negro-Black	On-off
7463	3000K	48W	3840lm	Negro-Black	Dimmable 
220-240V~50/60Hz CRI:≥ 80				Aluminio-Aluminium	



6230
pág. 94



6563
pág. 180

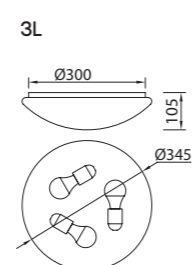
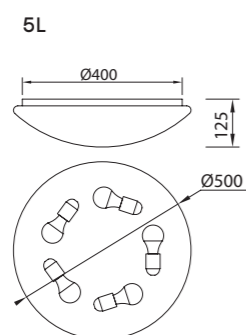


6562
pág.170





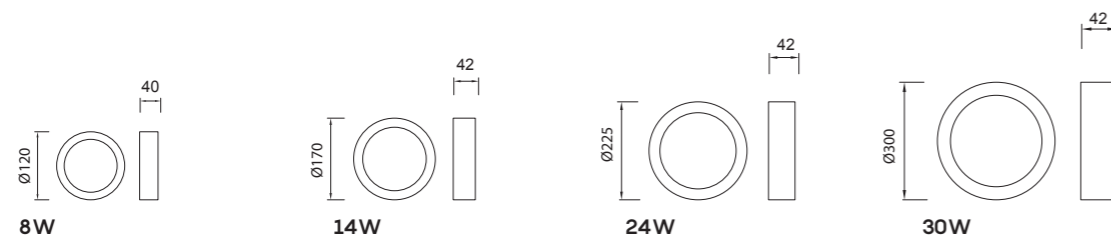
REFERENCE	BULB NO INCLUDED	FINISH
5410	5L x E27	Blanco-White
5411	3L x E27	Blanco-White
máx. 20W LED (No incl)		100-240V~50/60Hz Metal-Metal/Acrylic






Downlight en superficie para paredes y soluciones sin falso techo.

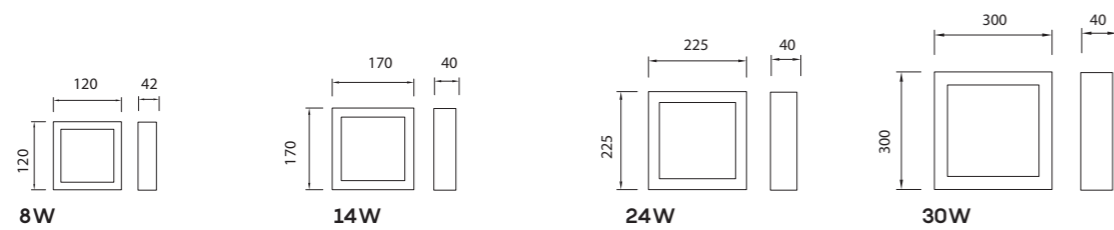
REFERENCE	K	LED WATT	LUMENS	FINISH
6620	3000K	8W	680lm	Blanco mate-Matt white
6621	4000K	8W	720lm	Blanco mate-Matt white
6622	3000K	14W	1190lm	Blanco mate-Matt white
6623	4000K	14W	1260lm	Blanco mate-Matt white
6624	3000K	24W	2040lm	Blanco mate-Matt white
6625	4000K	24W	2160lm	Blanco mate-Matt white
6626	3000K	30W	2550lm	Blanco mate-Matt white
6627	4000K	30W	2700lm	Blanco mate-Matt white
220-240V~50/60Hz CRI≥ 80				Aluminio-Aluminium

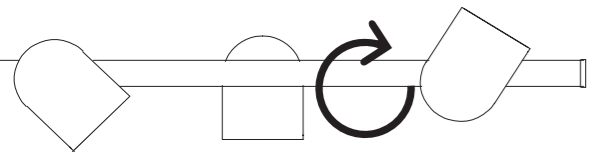
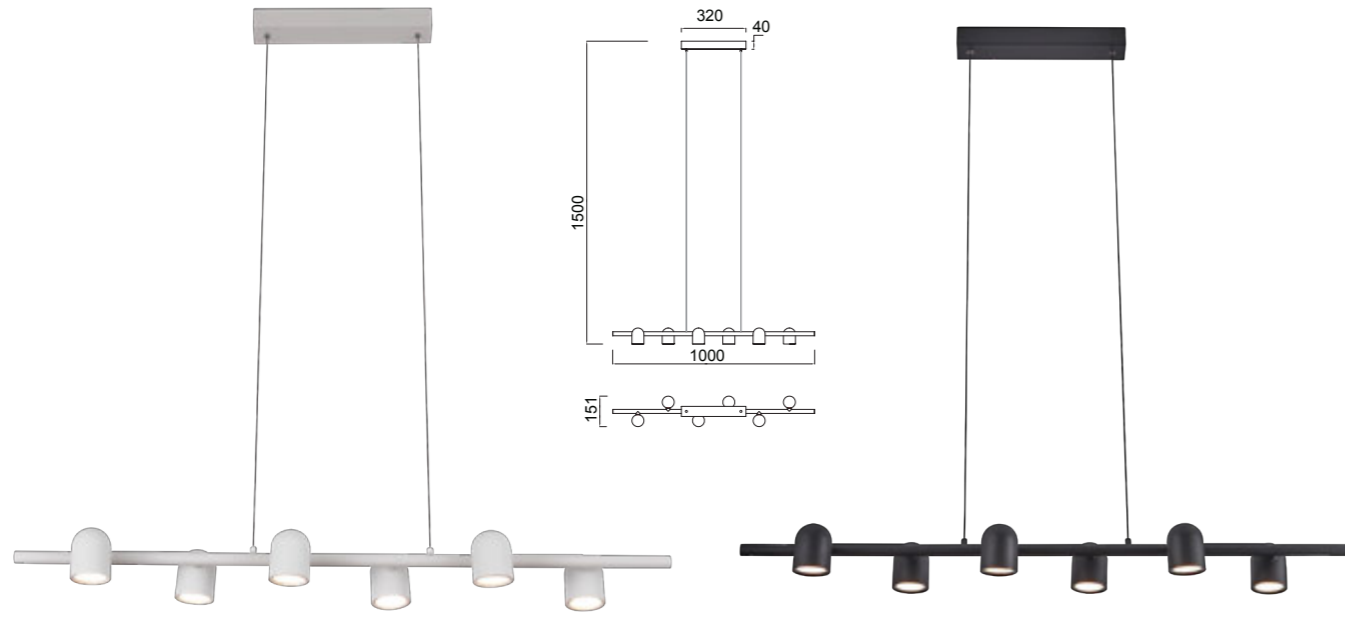




Downlight en superficie para paredes y soluciones sin falso techo.

REFERENCE	K	LED WATT	LUMENS	FINISH
6628	3000K	8W	680lm	Blanco mate-Matt white
6629	4000K	8W	720lm	Blanco mate-Matt white
6630	3000K	14W	1190lm	Blanco mate-Matt white
6631	4000K	14W	1260lm	Blanco mate-Matt white
6632	3000K	24W	2040lm	Blanco mate-Matt white
6633	4000K	24W	2160lm	Blanco mate-Matt white
6634	3000K	30W	2550lm	Blanco mate-Matt white
6635	4000K	30W	2700lm	Blanco mate-Matt white
220-240V~50/60Hz CRI≥ 80				Aluminio-Aluminium

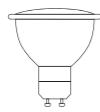




REFERENCE	BULB (No incl)	FINISH
7936	6L x GU10	Blanco-White
7937	6L x GU10	Negro-Black
máx. 12W LED (No incl)		100-240V~50/60Hz Aluminio-Aluminium



7595
pág. 184



Bombillas recomendadas-Suggested bulbs

K	Wat LED	On/Off	Dimmable	Lumens
2700K	7W	R09254	R09257	510lm
3000K	7W	R09255	R09258	540lm
4000K	7W	R09256	R09259	570lm



HANOK

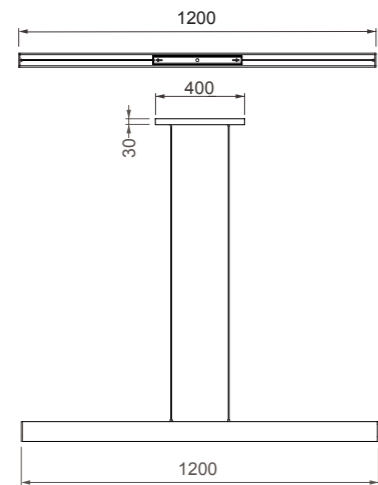
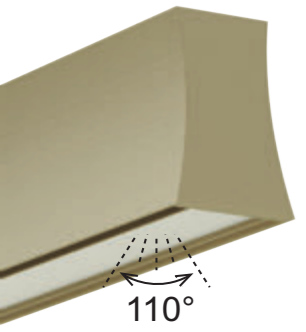
by David Villalba

Lámpara lineal-Linear lamp

Indoor



REFERENCE	K	LED WATT	LUMENS	FINISH
7542	3000K	38W	2850lm	Blanco-White
7546	3000K	38W	2850lm	Negro-Black
7569	3000K	38W	2850lm	Arena-Sabbia
7543	4000K	38W	3000lm	Blanco-White
7547	4000K	38W	3000lm	Negro-Black
On-off		220-240V~ 50/60Hz CRI≥ 80		Aluminio-Aluminium



HANOK

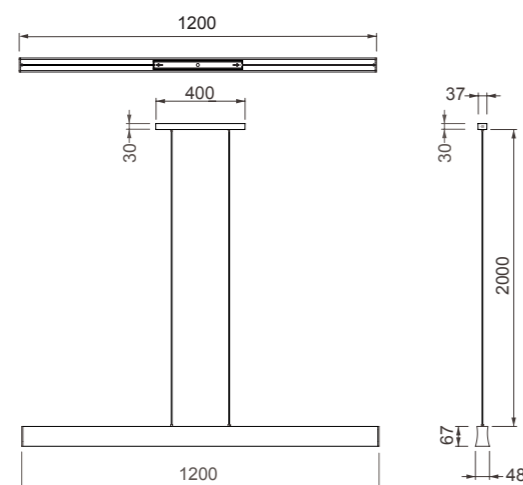
by David Villalba

Lámpara lineal-Linear lamp


Indoor



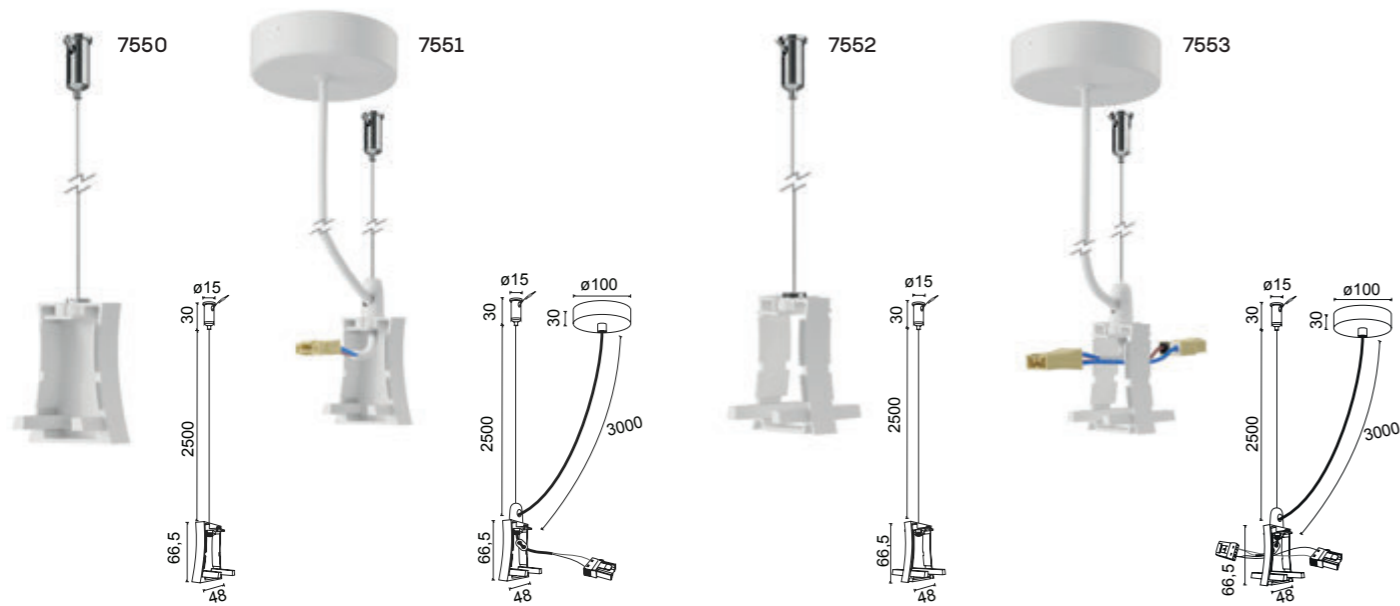
REFERENCE	K	LED WATT	LUMENS	FINISH
7540	3000K	38W	2650lm	Blanco-White
7544	3000K	38W	2650lm	Negro-Black
7541	4000K	38W	2800lm	Blanco-White
7545	4000K	38W	2800lm	Negro-Black
UGR<16		220-240V~ 50/60Hz CRI≥ 90		Aluminio-Aluminium



UGR<16




REFERENCE	K	LED WATT	LUMENS	FINISH
7548	3000K	38W	2650lm	Blanco-White
7549	4000K	38W	2800lm	Blanco-White
	UGR<16	220-240V~ 50/60Hz	CRI≥ 80	Aluminio-Aluminium



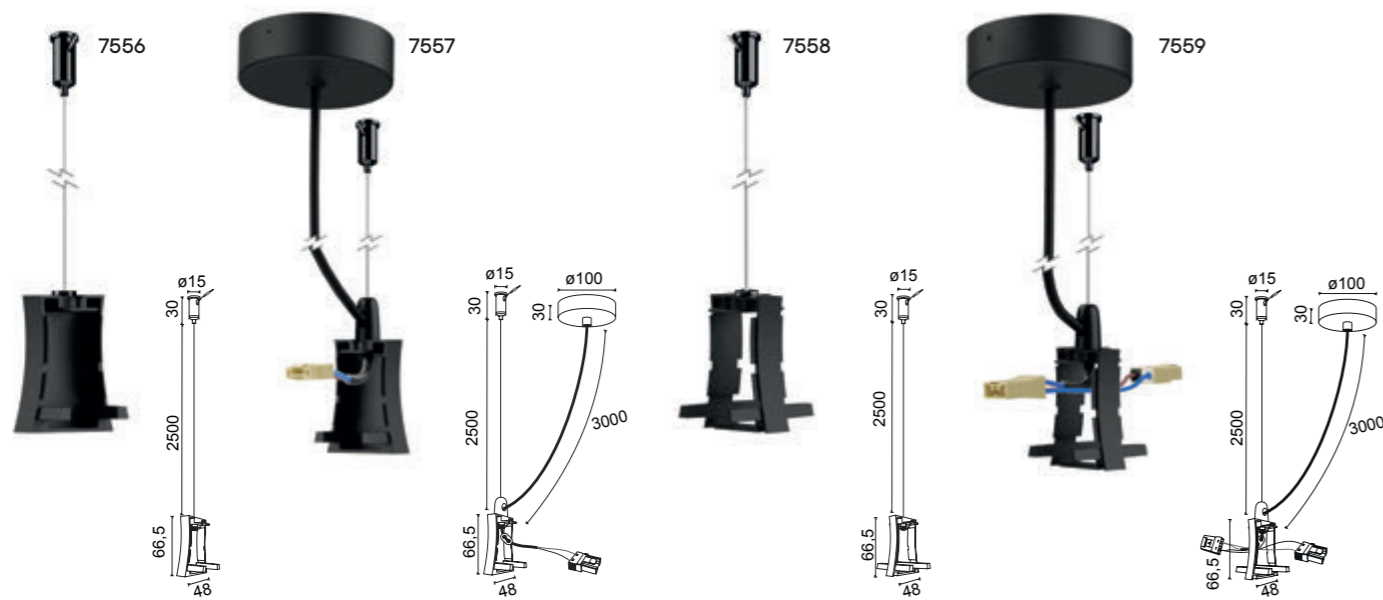
REFERENCE

7550	Tapa lateral con cable fijación-Side cover white with fixing wire
7551	Tapa lateral con cable alimentación y florón-Side cover white with ac wire & rosette
7552	Conexión intermedia con cable fijación-Middle connection white with fixing wire
7553	Conexión intermedia con cable alimentación y florón - Middle connection white with ac wire & rosette





REFERENCE	K	LED WATT	LUMENS	FINISH
7554	3000K	38W	2650lm	Negro-Black
7555	4000K	38W	2800lm	Negro-Black
	UGR<16	220-240V~ 50/60Hz	CRI≥ 80	Aluminio-Aluminium



REFERENCE	DESCRIPTION
7556	Tapa lateral con cable fijación-Side cover white with fixing wire
7557	Tapa lateral con cable alimentación y florón-Side cover white with ac wire & rosette
7558	Conexión intermedia con cable fijación-Middle connection white with fixing wire
7559	Conexión intermedia con cable alimentación y florón - Middle connection white with ac wire & rosette

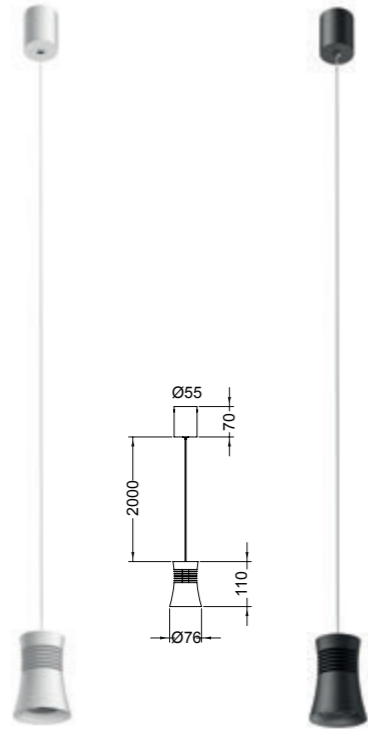


PAGODA
by David Villalba

Colgante-Pendant lamp

Indoor
UGR<16

CRI≥90



REFERENCE	K	LED WATT	LUMENS	FINISH
7784	3000K	12,5W	950lm	Blanco-White
7786	3000K	12,5W	950lm	Negro-Black
7785	4000K	12,5W	1050lm	Blanco-White
7787	4000K	12,5W	1050lm	Negro-Black
UGR<16		220-240V ~ 50/60Hz	CRI:≥ 90	Aluminio-Aluminium



7788
pág. 204



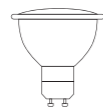
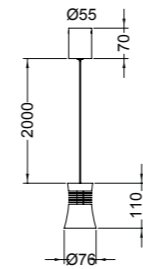
PAGODA
by David Villalba

Colgante-Pendant lamp

Indoor



REFERENCE	BULB (No incl)	FINISH
7790	1L x GU10	Blanco-White
7791	1L x GU10	Negro-Black
máx. 12W LED (No incl)		100-240V~50/60Hz Aluminio-Aluminium



Bombillas recomendadas-Suggested bulbs

K	Wat LED	On/Off	Dimmable	Lumens
2700K	7W	R09254	R09257	510lm
3000K	7W	R09255	R09258	540lm
4000K	7W	R09256	R09259	570lm



ORION
by Hugo Tejada

Lámpara de techo-Pendant lamp

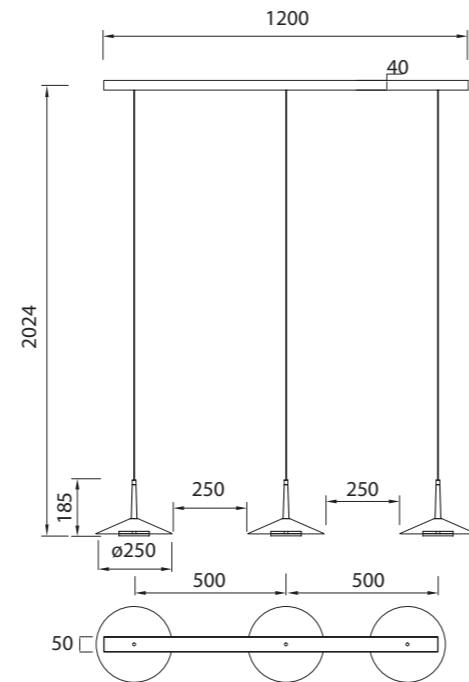
Indoor



REFERENCE	K	LED WATT	LUMENS	FINISH
7475	3000K	24W	1770 lm	Negro/cuero-Black/antique brass
		220-240V ~ 50/60Hz CRI≥ 80		Aluminio/Acrílico-Aluminium/Acrylic



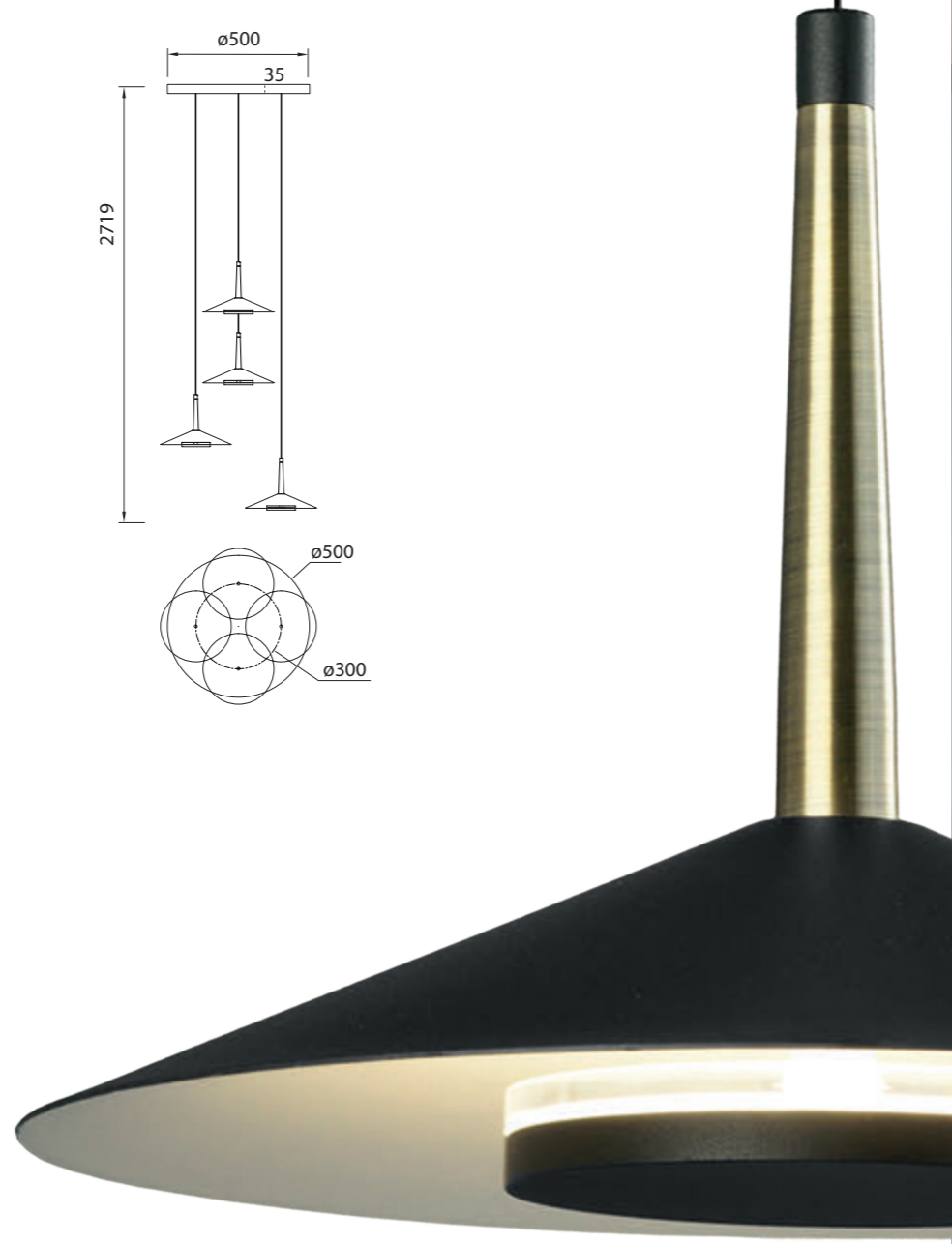
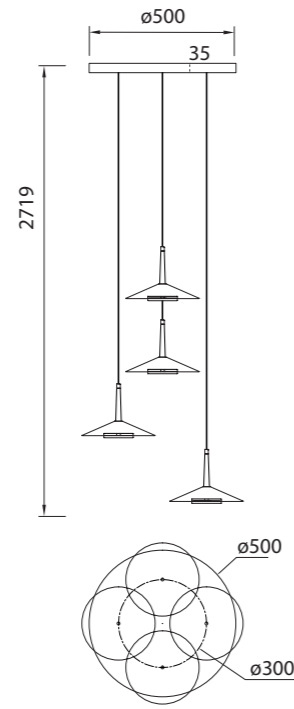
8128
pág. 16



ORION
by Hugo Tejada

Lámpara de techo-Pendant lamp

Indoor



REFERENCE	K	LED WATT	LUMENS	FINISH
7476	3000K	32W	2360lm	Negro/cuero-Black/antique brass
		220-240V~ 50/60Hz CRI≥ 80		Aluminio/Acrílico-Aluminium/Acrylic



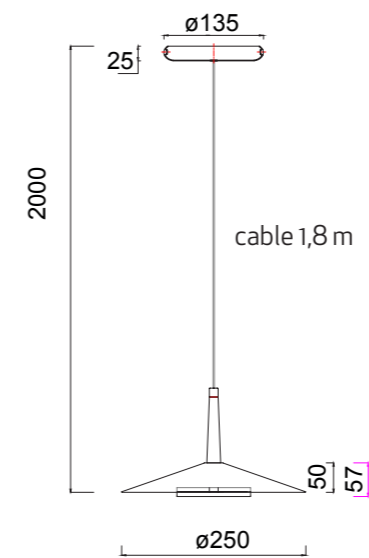
8128
pág. 16



ORION
by Hugo Tejada

Lámparas de techo - Pendant lamp

Indoor



REFERENCE	K	LED WATT	LUMENS	FINISH
7305	3000K	8W	590lm	Negro/cuero-Black/antique brass
		220-240V ~ 50/60Hz	CRI ≥ 80	Aluminio/Acrílico-Aluminium/Acrylic



Registered N° 007663331-0014

DRIVER
TÜV

ORION
by Hugo Tejada

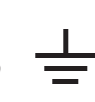

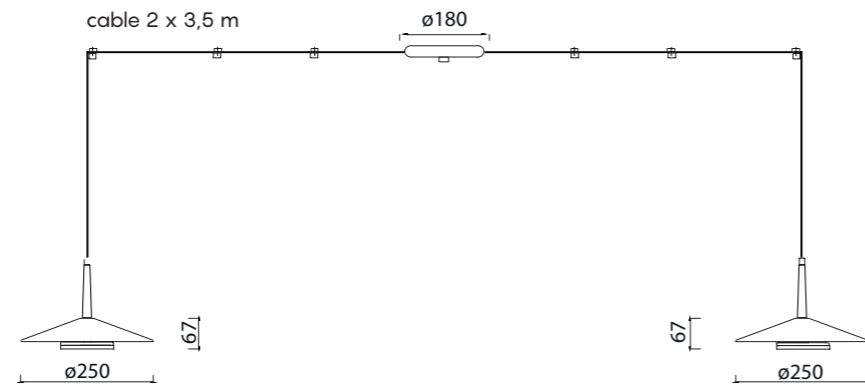
Lámparas de techo-Pendant lamp

Indoor



REFERENCE	K	LED WATT	LUMENS	FINISH
7306	3000K	16W	1180lm	Negro/cuero-Black/antique brass
	6 und	reference 7308	included	Blocacables-WireLocker
		220-240V~ 50/60Hz CRI≥ 80		Aluminio/Acrílico-Aluminium/Acrylic

7308 Blocacables-WireLocker 1 und



ORION
by Hugo Tejada

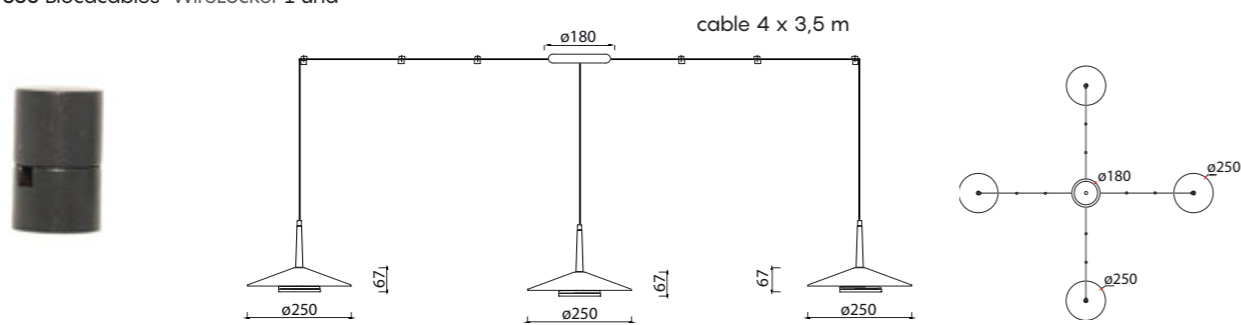
Lámparas de techo-Pendant lamp

Indoor



REFERENCE	K	LED WATT	LUMENS	FINISH
7307	3000K	32W	2360lm	Negro/cuero-Black/antique brass
	12 und	reference 7308	included	Blocacables-WireLocker
		220-240V~ 50/60Hz CRI≥ 80		Aluminio/Acrílico-Aluminium/Acrylic

7308 Blocacables-WireLocker 1 und



DRIVER
TÜV

Registered N° 007663331-0014

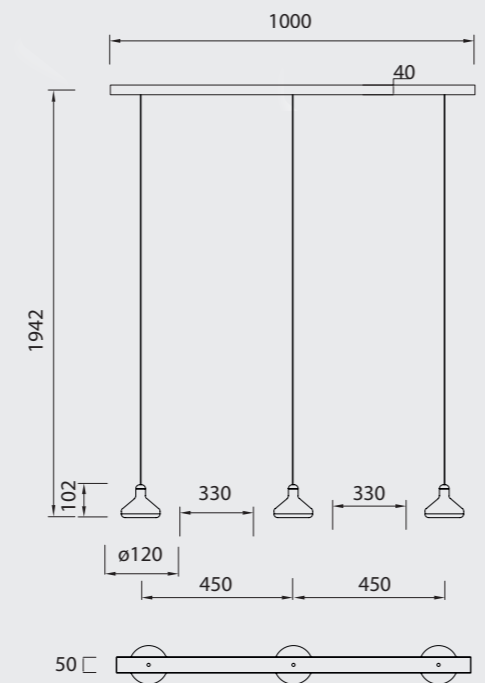


SIRIO

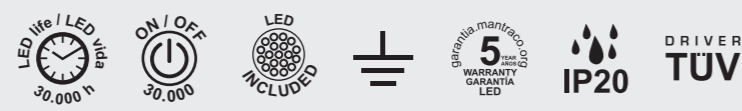
by Hugo Tejada

Lámparas de techo-Pendant lamp

Indoor



REFERENCE	K	LED WATT	LUMENS	FINISH
7312	3000K	24W	1770lm	Negro-Black
		220-240V~ 50/60Hz CRI≥ 80 Aluminio/Acrílico-Aluminium/Acrylic		



SIRIO

by Hugo Tejada

Indoor



Lámparas de techo-Pendant lamp



REFERENCE	K	LED WATT	LUMENS	FINISH
7313	3000K	32W	2360lm	Negro-Black
		220-240V ~ 50/60Hz CRI≥ 80	Aluminio/Acrílico-Aluminium/Acrylic	



SIRIO

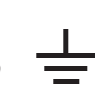

by Hugo Tejada

Lámparas de techo - Pendant lamp

Indoor



REFERENCE	K	LED WATT	LUMENS	FINISH
7310	3000K	8W	590lm	Negro-Black
220-240V~ 50/60Hz CRI≥ 80				Aluminio/Acrílico-Aluminium/Acrylic



DRIVER
TUV

Registered N° 007663331-0010

SIRIO




by Hugo Tejada

Lámparas de techo-Pendant lamp

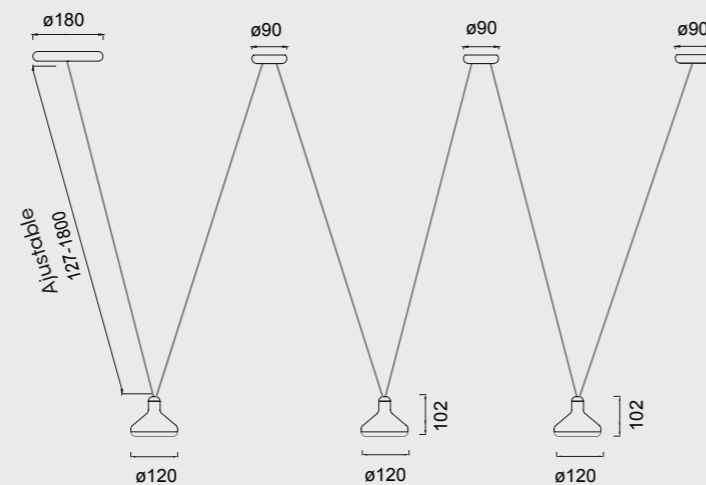
Indoor



REFERENCE	K	LED WATT	LUMENS	FINISH
7311	3000K	24W	1770lm	Negro-Black
		220-240V~ 50/60Hz CRI≥ 80 Aluminio/Acrylic-Aluminium/Acrylic		




cables 6 x 1,8 m


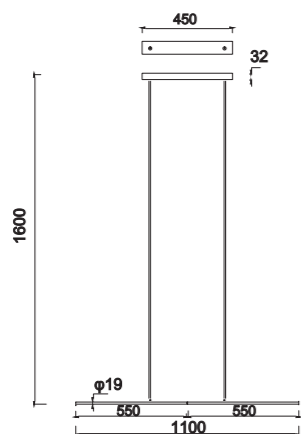


DRIVER TÜV

Registered N° 007663331-0010



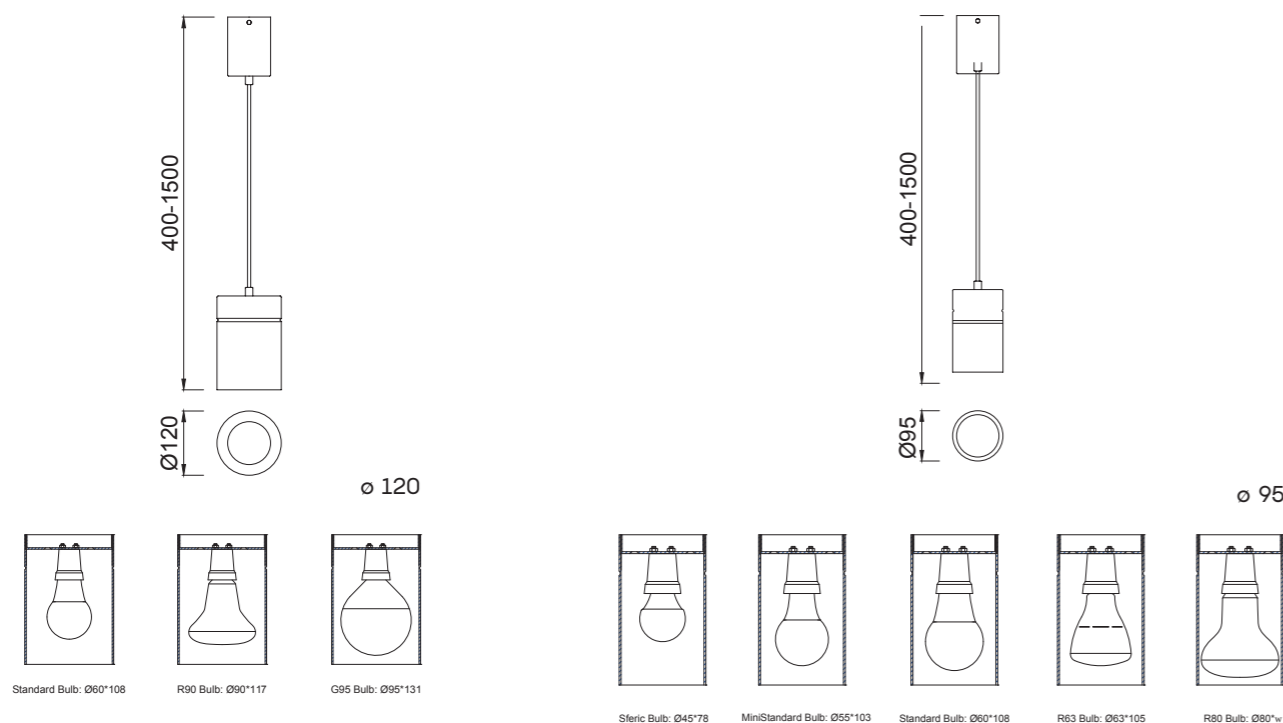
REFERENCE	K	LED WATT	LUMENS	FINISH
6825	3000K	21W	1475lm	Blanco Mate-Matt white
6826	3000K	21W	1475lm	Negro Mate-Matt black
220-240V~ 50/60Hz CRI≥ 80				Aluminio-Aluminium



6736 pág. 178
6738 pág. 168
6828 pág. 116
6703 pág. 68



REFERENCE	BULB NO INCLUDED	FINISH	DIAMETER (ø):
5622	1L x E27	Blanco mate-Matt White	ø 120
5624	1L x E27	Plata-Silver	ø 120
5623	1L x E27	Blanco mate-Matt White	ø 95
5625	1L x E27	Plata-Silver	ø 95
máx. 20W LED (No incl)		100-240V~50/60Hz Metal-Metal	



6044
pág. 208

6015
pág. 190




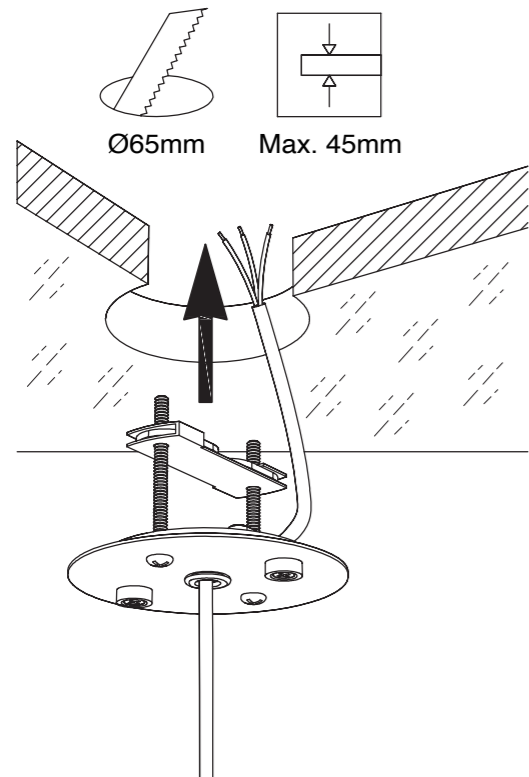
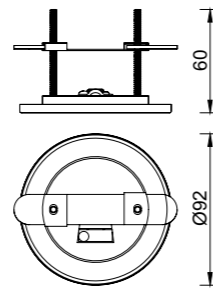
FLORÓN empotrable

Base empotrada para colgantes - Recessed base for pendants

Indoor



REFERENCE	FINISH
New 7855	Blanco-White
New 7856	Negro-Black
New 7857	Plata-Silver
New 7858	Oro-Gold
New 7859	Cuero-Antique Brass
	Hierro-Iron

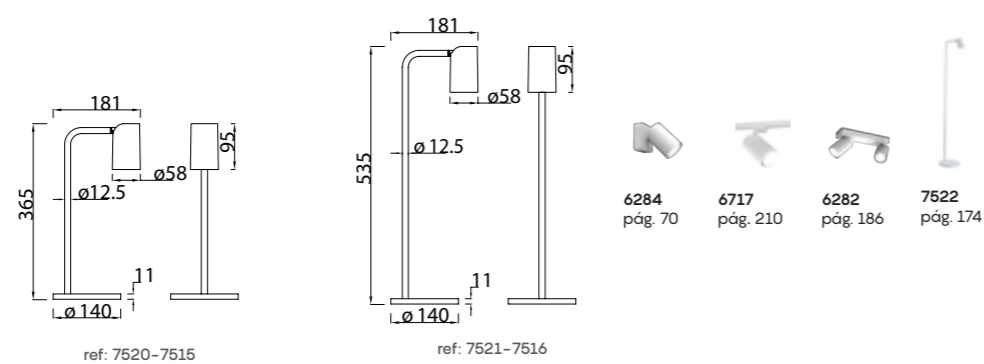
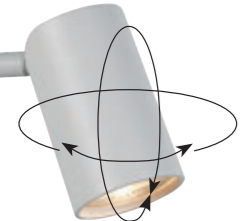


Sobremesa-Table lamp

Indoor



REFERENCE	BULB (No incl)	FINISH
7520	1L x GU10	Blanco arena-Sand white
7521	1L x GU10	Blanco arena-Sand white
7515	1L x GU10	Negro mate-Matt black
7516	1L x GU10	Negro mate-Matt black
máx. 10W LED (No incl) 100-240V ~50/60Hz Aluminio-Aluminium		



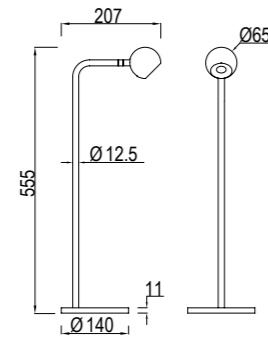
Bombillas recomendadas-Suggested bulbs

K	Wat LED	On/Off	Dimmable	Lumens
2700K	7W	R09254	R09257	510lm
3000K	7W	R09255	R09258	540lm
4000K	7W	R09256	R09259	570lm

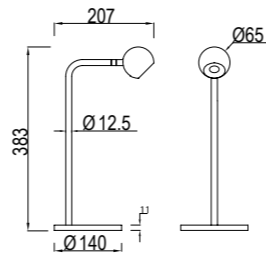





7511



7510



REFERENCE	K	LED WATT	LUMENS	FINISH
7510	3000K	6W	390lm	Negro arena-Sand black
7511	3000K	6W	390lm	Negro arena-Sand black
220-240V ~ 50/60Hz CRI:≥ 80				Aluminio-Aluminium



7512
pág. 176

7513
pág. 36



TORCH

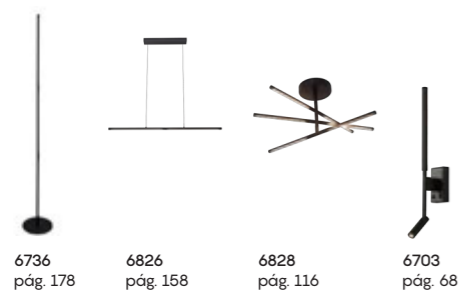
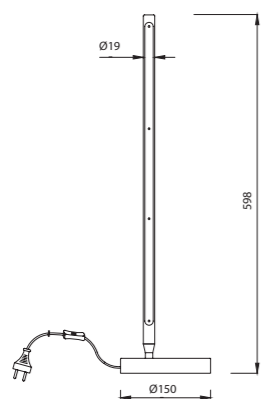
Sobremesa-Table lamp

Indoor

360°



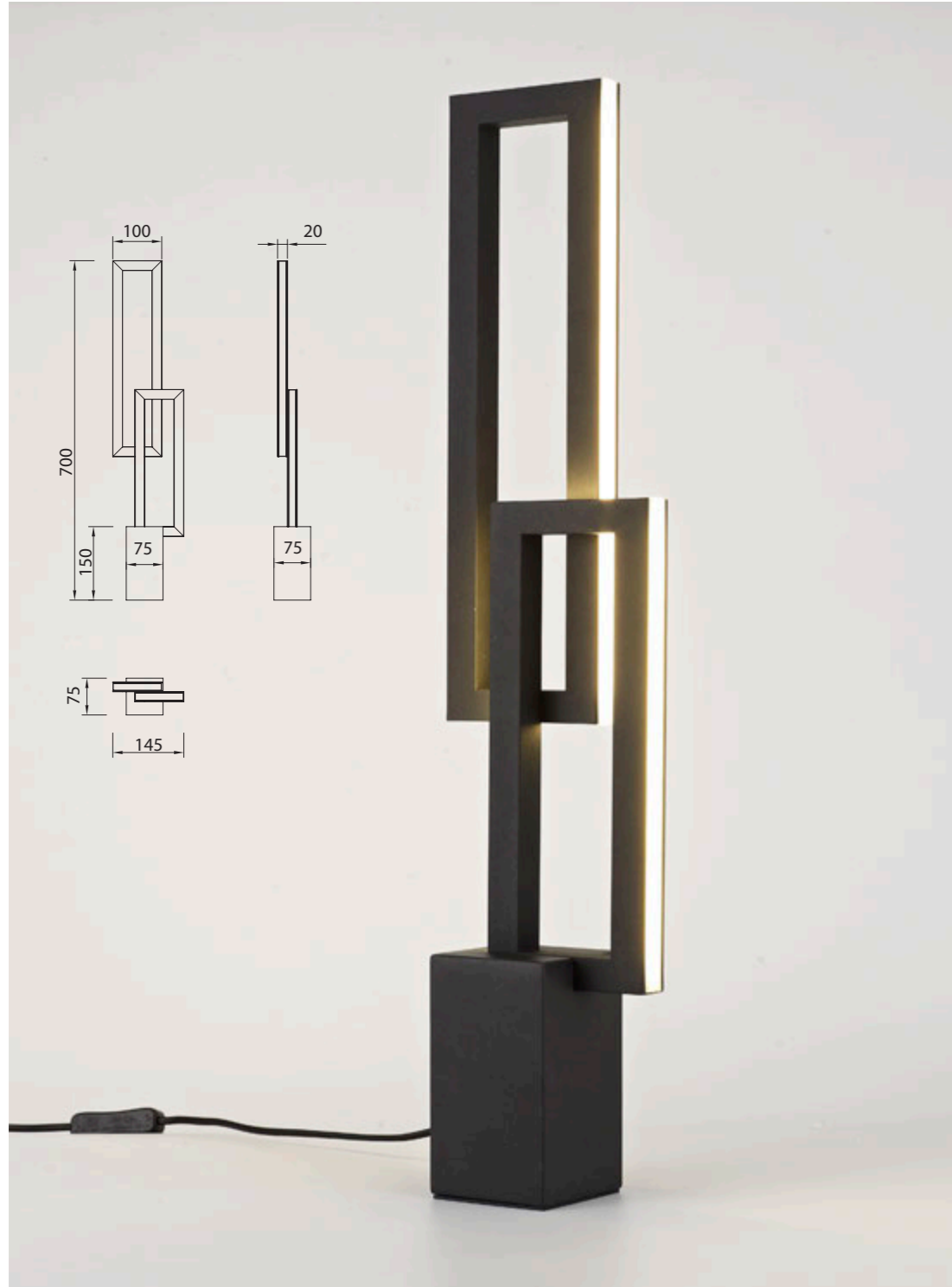
REFERENCE	K	LED WATT	LUMENS	FINISH
6737	3000K	11W	900lm	Blanco mate-Matt white
6738	3000K	11W	900lm	Negro mate-Matt black
220-240V~ 50/60Hz CRI:≥ 80				Aluminio-Aluminium



6736 pág. 178 6826 pág. 158 6828 pág. 116 6703 pág. 68



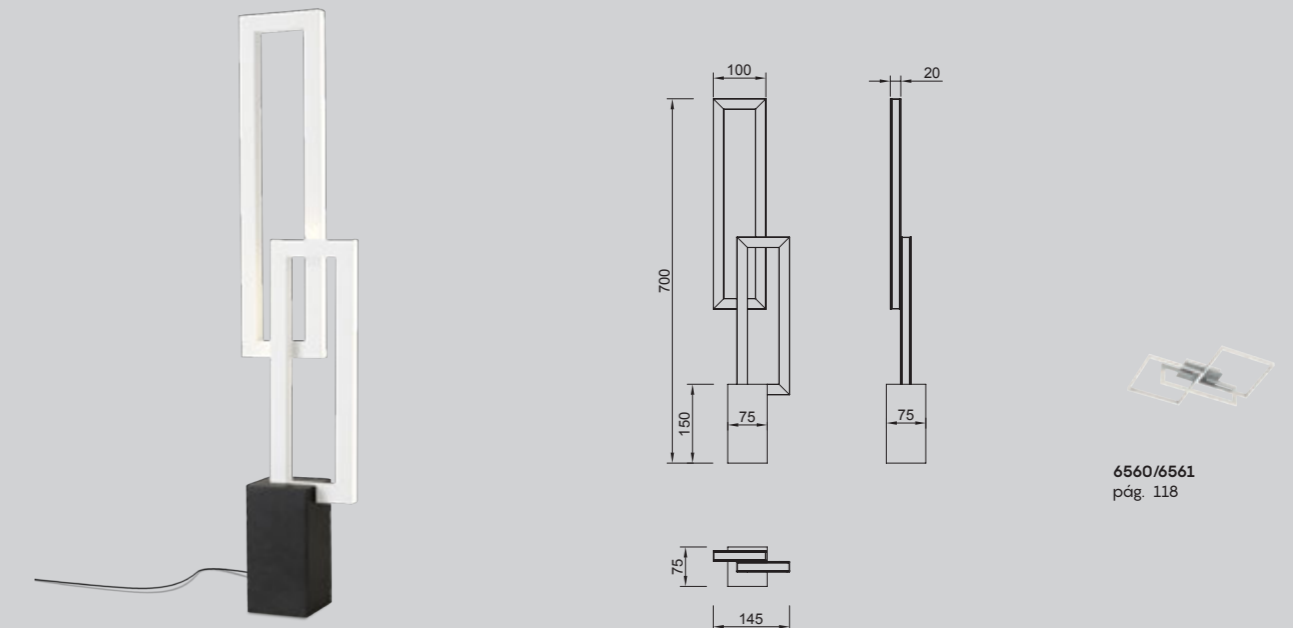
ErP COMPLIANT DRIVER TÜV RoHS Compliant



REFERENCE	K	LED WATT	LUMENS	FINISH
7464	3000K	18W	1380lm	Negro-Black
		100-240V~50/60Hz CRI:≥ 80	Aluminium/Iron/Acrílico-Aluminium/Iron/Acrylic	



REFERENCE	K	LED WATT	LUMENS	FINISH
6562	3000K	18W	1380lm	Blanco-White
		100-240V~50/60Hz CRI:≥ 80	Aluminium/Iron/Acrílico-Aluminium/Iron/Acrylic	



6560/6561
pág. 118





Touch
switch
3 Step-Dim

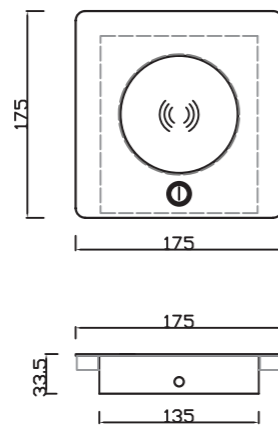


* Cargador De Inducción Teléfono-Cell Phone Induction Charger

REFERENCE	K	LED WATT	LUMENS	FINISH
6715	3000K	6W	450lm	Blanco-White
6716	3000K	6W	450lm	Negro-Black
		220-240V ~ 50/60Hz CRI: ≥ 80	Aluminio/Metal-Aluminium/Metal	



6754
pág. 58





REFERENCE	BULB (No incl)	FINISH
7522	1L x GU10	Blanco arena-Sand white
7517	1L x GU10	Negro mate-Matt black
	máx. 10W LED (No incl)	100-240V-50/60Hz Acrílico-Acrylic



6281
pág. 186



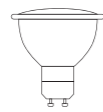
6284
pág. 70



6717
pág. 210



7520
pág. 164



Bombillas recomendadas-Suggested bulbs

K	Wat LED	On/Off	Dimmable	Lumens
2700K	7W	R09254	R09257	510lm
3000K	7W	R09255	R09258	540lm
4000K	7W	R09256	R09259	570lm





REFERENCE	K	LED WATT	LUMENS	FINISH
7512	3000K	6W	390lm	Negro arena-Sand black
		220-240V~ 50/60Hz CRI:≥ 80		Aluminio-Aluminium



TORCH

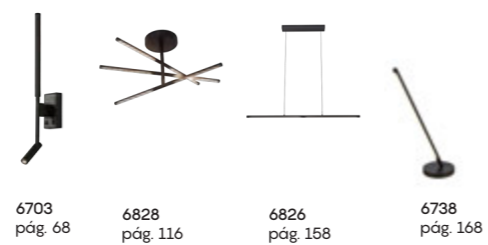
Pie de Salón-Floor lamp

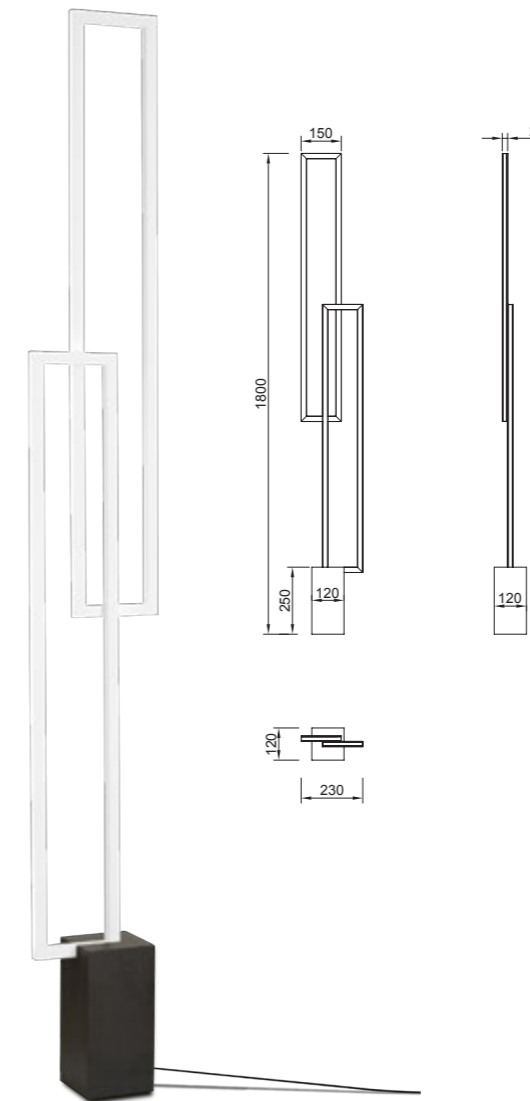

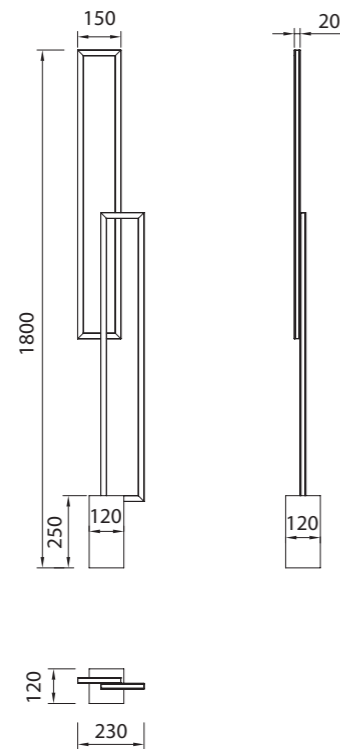
Indoor

360°




REFERENCE	K	LED WATT	LUMENS	FINISH
6735	3000K	25W	1950lm	Blanco mate-Matt white
6736	3000K	25W	1950lm	Negro mate-Matt black
220-240V~ 50/60Hz CRI:≥ 80				Aluminio-Aluminium





REFERENCE	K	LED WATT	LUMENS	FINISH
7465	3000K	48W	3800lm	Negro-Black
		220-240V~50/60Hz CRI:≥ 80		Aluminium/Iron/Acrílico-Aluminium/Iron/Acrylic

REFERENCE	K	LED WATT	LUMENS	FINISH
6563	3000K	48W	3800lm	Blanco-White
		220-240V~50/60Hz CRI:≥ 80		Aluminium/Iron/Acrílico-Aluminium/Iron/Acrylic



6230
pág. 94

6560
pág. 118



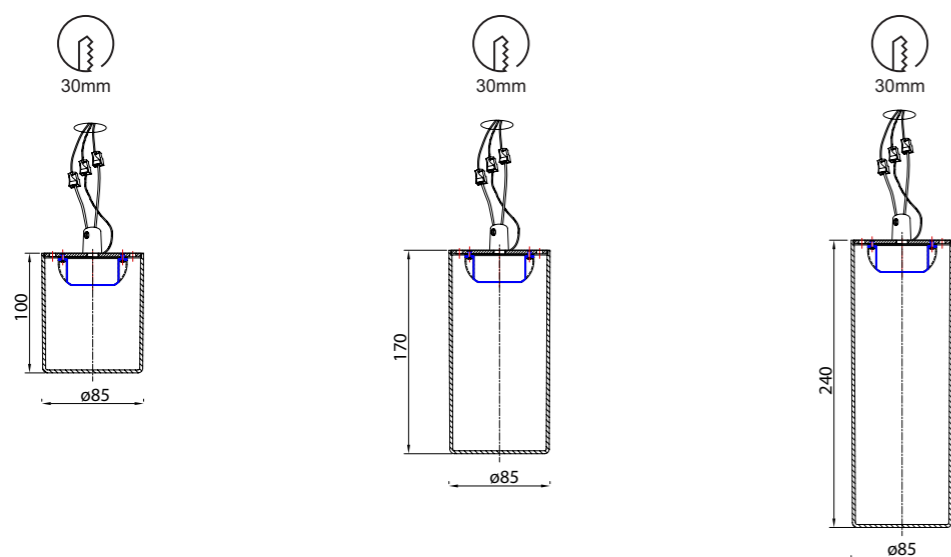
GLACIAR

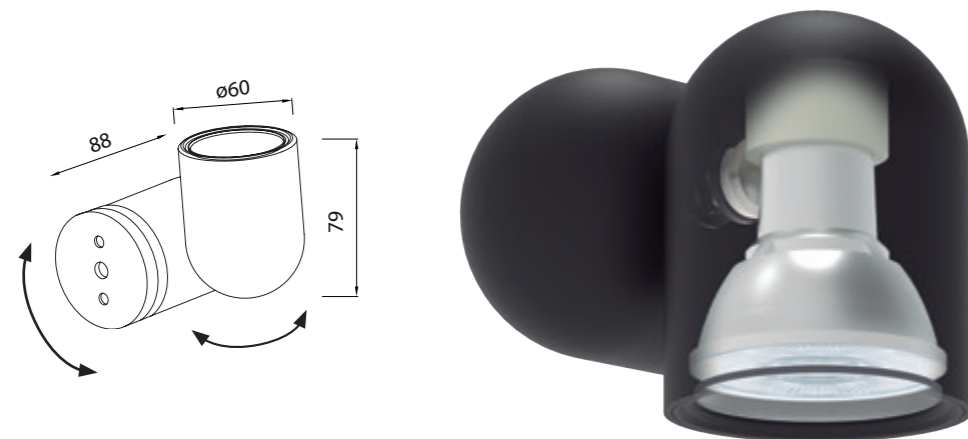
by Santiago Sevillano

Indoor

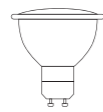


REFERENCE	K	LED WATT	LUMENS	FINISH	SIZES
7730	3000K	9W	700lm	Blanco-White	100
7731	4000K	9W	700lm	Blanco-White	100
7732	3000K	9W	700lm	Blanco-White	170
7733	4000K	9W	700lm	Blanco-White	170
7734	3000K	9W	700lm	Blanco-White	240
7735	4000K	9W	700lm	Blanco-White	240
				220-240V - 50/60Hz CRI ≥ 80	Acrílico-Arcylic





REFERENCE	BULB (No incl)	FINISH
7294	1L x GU10	Blanco-White
7295	1L x GU10	Negro-Black
máx. 12W LED (No incl) 100-240V-50/60Hz Aluminio-Aluminium		



Bombillas recomendadas-Suggested bulbs

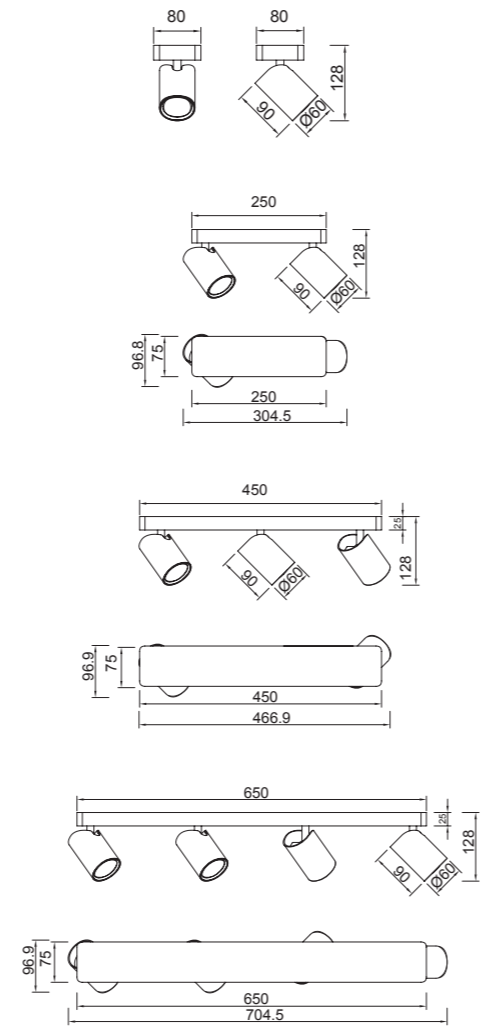
K	Wat LED	On/Off	Dimmable	Lumens
2700K	7W	R09254	R09257	510lm
3000K	7W	R09255	R09258	540lm
4000K	7W	R09256	R09259	570lm



Registered N° 007663331-0013



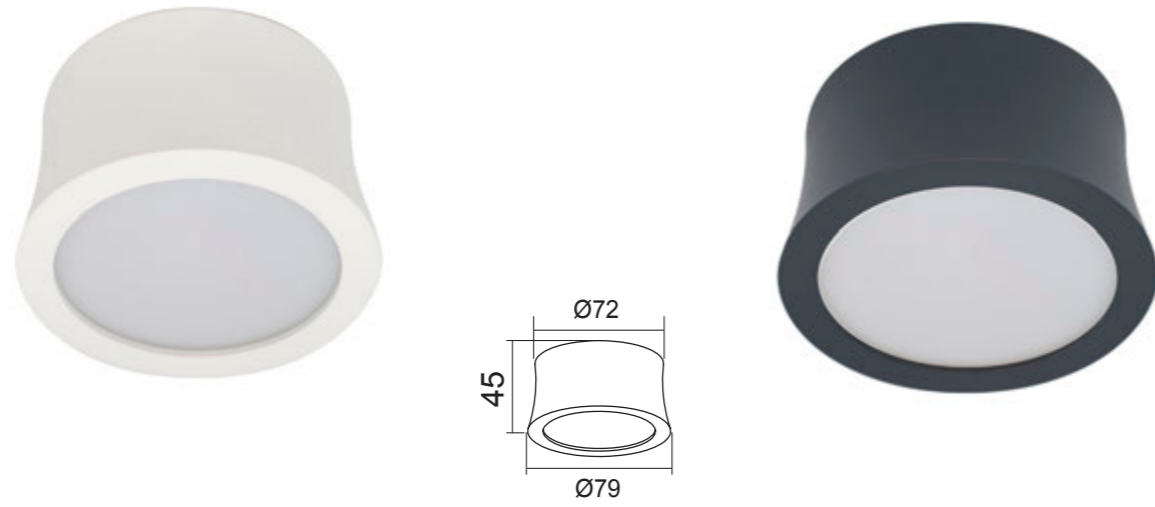
7937
pág. 126



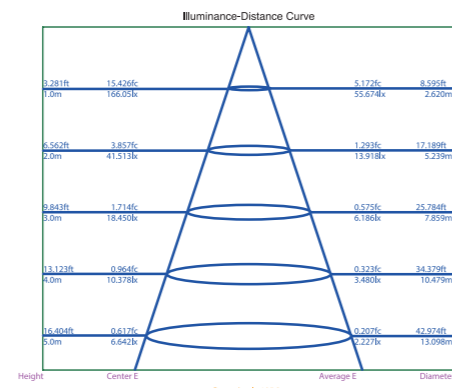
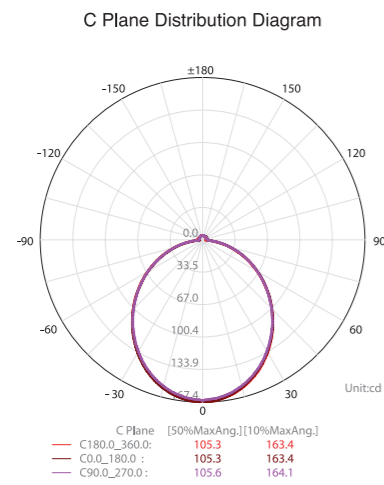
REFERENCE	BULB (No incl)	FINISH
6283	1L x GU10	Blanco mate-Matt white
6713	1L x GU10	Negro mate-Matt black
6282	2L x GU10	Blanco mate-Matt white
6712	2L x GU10	Negro mate-Matt black
6281	3L x GU10	Blanco mate-Matt white
6711	3L x GU10	Negro mate-Matt black
6280	4L x GU10	Blanco mate-Matt white
6710	4L x GU10	Negro mate-Matt black

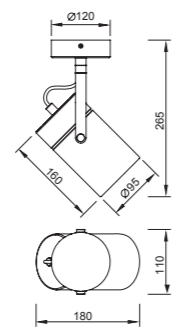
máx. 10W LED (No incl) 100-240V~50/60Hz Aluminio-Aluminium



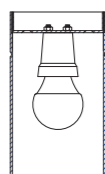


REFERENCE	K	LED WATT	LUMENS	FINISH
6830	3000K	7W	520lm	Blanco arena-Sand white
6833	3000K	7W	520lm	Negro arena-Sand black
6832	4000K	7W	560lm	Blanco arena-Sand white
6831	4000K	7W	560lm	Negro arena-Sand black
220-240V-50/60Hz CRI:≥ 80				Aluminio-Aluminium

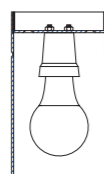




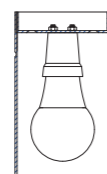
REFERENCE	BULB NO INCLUDED	FINISH
6015	1L x E27	Blanco-White
6016	1L x E27	Plata-Silver
máx. 20W LED (No incl)		100-240V ~50/60Hz Metal-Metal



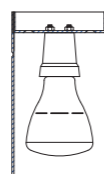
Spheric Bulb: Ø45*78




MiniStandard Bulb: Ø55*103



Standard Bulb: Ø60*108



R63 Bulb: Ø63*105



R80 Bulb: Ø80*116



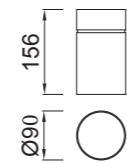
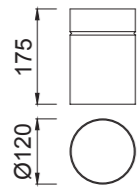
6044
pág. 210

5622
pág. 160

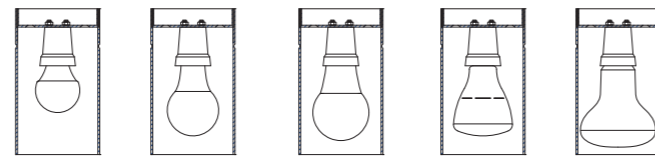




REFERENCE	BULB NO INCLUDED	FINISH	DIAMETER (ø):
5626	1L x E27	Blanco-White	ø 120
5628	1L x E27	Plata-Silver	ø 120
5627	1L x E27	Blanco-White	ø 90
5629	1L x E27	Plata-Silver	ø 90
máx. 20W LED (No incl)		100-240V ~ 50/60Hz Metal-Metal	



Standard Bulb: Ø60*108 R90 Bulb: Ø90*117 G95 Bulb: Ø95*131



Spheric Bulb: Ø45*78 MiniStandard Bulb: Ø55*103 Standard Bulb: Ø60*108 R63 Bulb: Ø63*105 R80 Bulb: Ø80*116



COLUMBRETES

Indoor



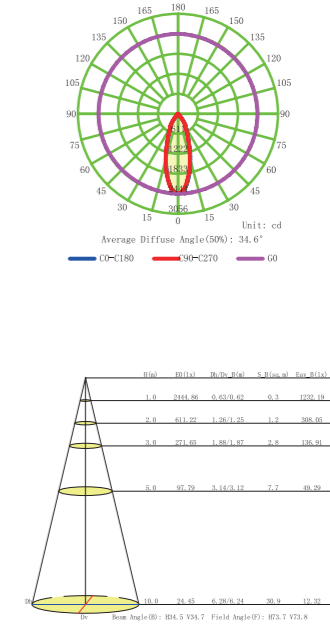
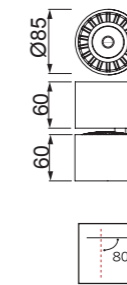
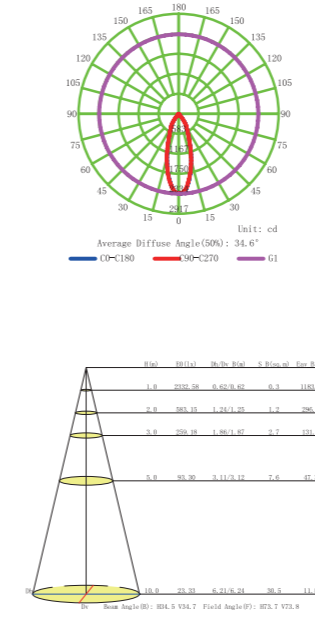
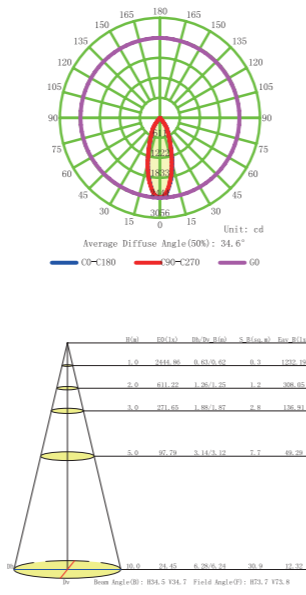
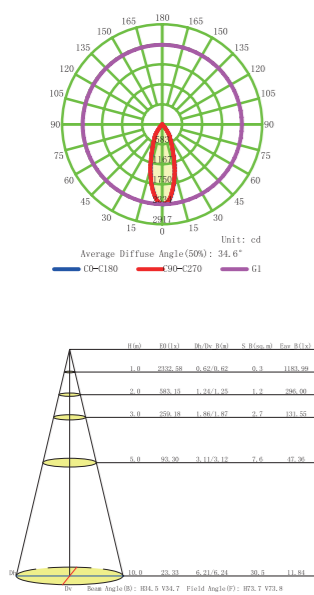
ErP COMPLIANT DRIVER TÜV RoHS compliant

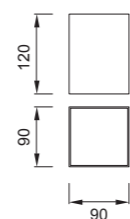
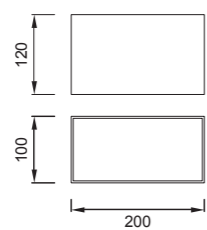


ErP COMPLIANT DRIVER TÜV RoHS compliant

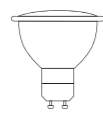
REFERENCE	K	LED WATT	LUMENS	FINISH
C0087	3000K	12W	1040lm	Blanco mate-Matt white
		220-240V~50/60Hz CRI:≥ 80		Aluminio-Aluminium

REFERENCE	K	LED WATT	LUMENS	FINISH
C0085	3000K	12W	1040lm	Blanco mate-Matt white
C0086	4000K	12W	1090lm	Blanco mate-Matt white
		220-240V~50/60Hz CRI:≥ 80		Aluminio-Aluminium






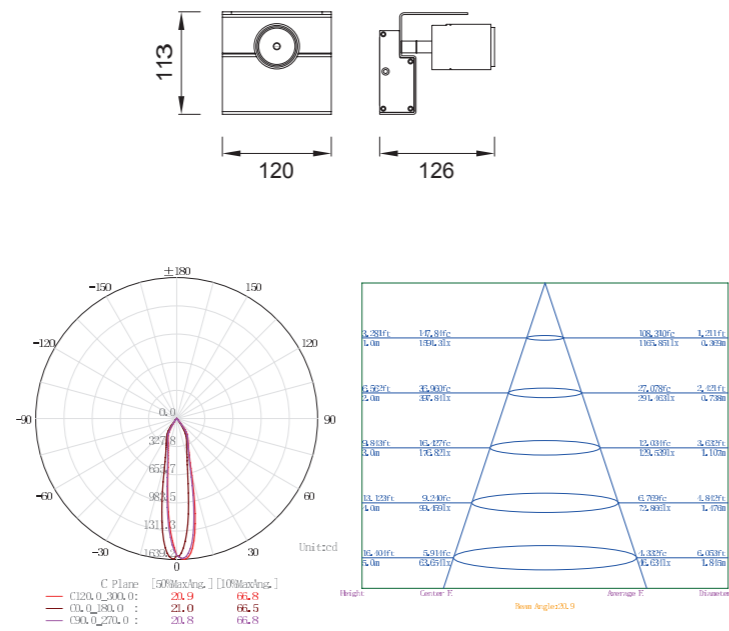
REFERENCE	BULB (No incl)	FINISH
5633	1L x GU10	Blanco mate-Matt white
5632	2L x GU10	Blanco mate-Matt white
máx. 12W LED (No incl)		100-240V ~ 50/60Hz Aluminio-Aluminium



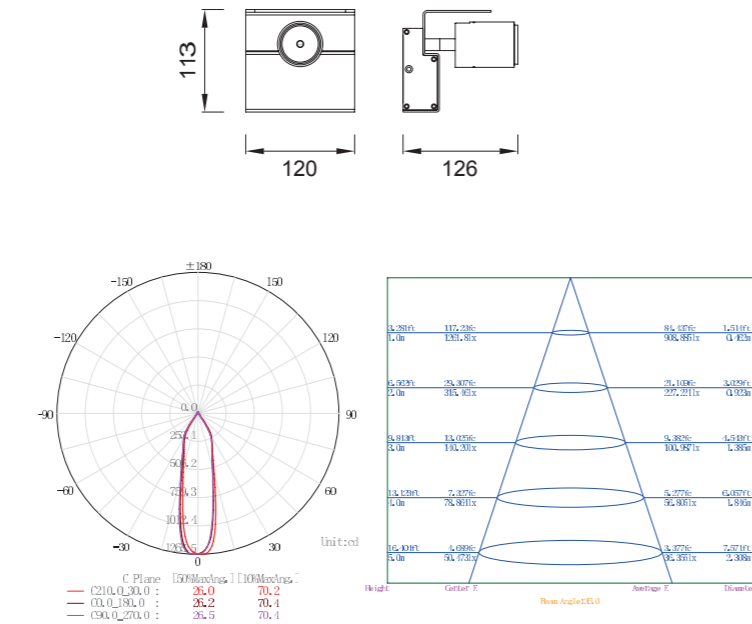
Bombillas recomendadas-Suggested bulbs

K	Wat LED	On/Off	Dimmable	Lumens
2700K	7W	R09254	R09257	510lm
3000K	7W	R09255	R09258	540lm
4000K	7W	R09256	R09259	570lm





REFERENCE	K	LED WATT	LUMENS	FINISH
5717	3000K	7W	500lm	Blanco mate-Matt white
5718	4000K	7W	560lm	Blanco mate-Matt white
220-240V~50/60Hz CRI:≥ 80				Aluminio-Aluminium

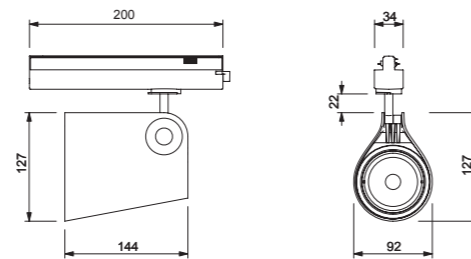





REFERENCE	K	LED WATT	LUMENS	FINISH
7315	3000K	35W	3500lm	Blanco-White
7316	4000K	35W	3850lm	Blanco-White
220-240V~ 50/60Hz CRI≥90				Aluminio-Aluminium

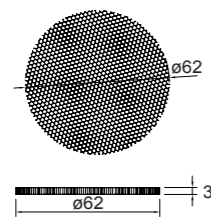

LENTES-LENS

ref 7319 _13°	NOT INCLUDED
ref 7320 _24°	NOT INCLUDED
ref 7321 _38°	Included*

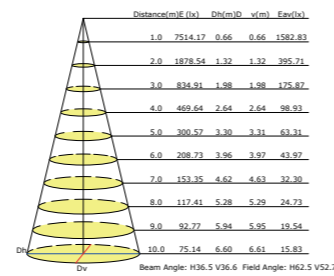
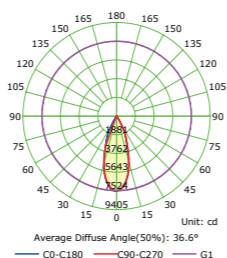


PANAL DE ABEJA-HONEYCOMB

ref 7322	NOT INCLUDED
----------	--------------



Luminous Intensity Distribution Curve




TIR LENS



DRIVER
TUV

Registered N° 007663331-0017



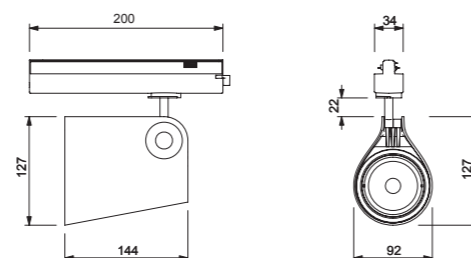
Registered N° 007663331-0017

DRIVER
TUV

REFERENCE	K	LED WATT	LUMENS	FINISH
7317	3000K	35W	3500lm	Negro-Black
7318	4000K	35W	3850lm	Negro-Black
220-240V~ 50/60Hz CRI≥90				Aluminio-Aluminium

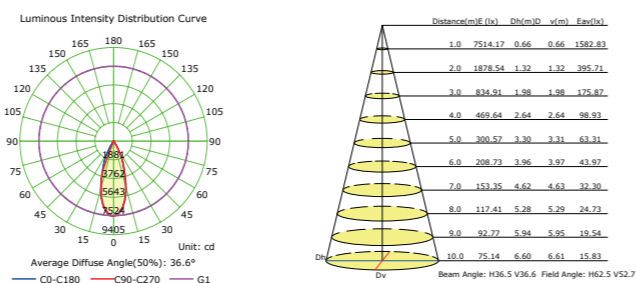

LENTES-LENS

ref 7319 _13°	NOT INCLUDED
ref 7320 _24°	NOT INCLUDED
ref 7321 _38°	Included*



PANAL DE ABEJA-HONEYCOMB

ref 7322	NOT INCLUDED
----------	--------------



TIR LENS



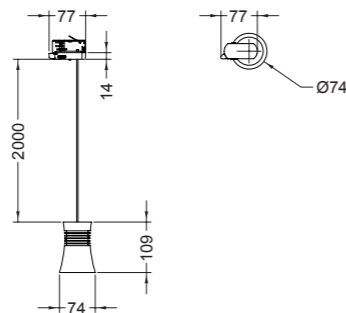
PAGODA

by David Villalba

Indoor



REFERENCE	BULB (No incl)	FINISH
7788	1L x GU10	Blanco mate-Matt white
7789	1L x GU10	Negro mate-Matt black
	máx. 12W LED (No incl)	100-240V ~ 50/60Hz Metal-Metal



7787
pág. 136



PAGODA

by David Villalba

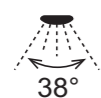
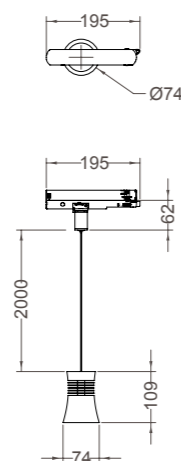
Indoor

UGR<16 CRI≥90



REFERENCE	K	LED WATT	LUMENS	FINISH
7780	3000K	12,5W	950lm	Blanco-White
7782	3000K	12,5W	950lm	Negro-Black
7781	4000K	12,5W	1050lm	Blanco-White
7783	4000K	12,5W	1050lm	Negro-Black
				Aluminio-Aluminium

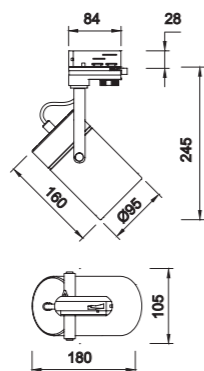
220-240V~ 50/60Hz CRI≥90



TIR LENS

UGR<16





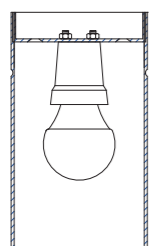
REFERENCE	BULB (No incl)	FINISH
6044	1L x E27	Blanco-White
6045	1L x E27	Negro-Black
máx. 20W LED (No incl)		100-240V~50/60Hz Metal-Metal



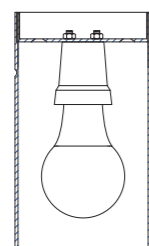
6015
pág. 190



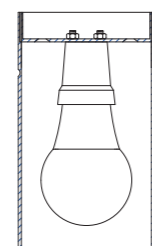
5622
pág. 160



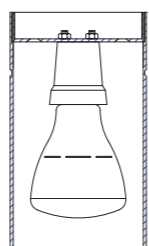
Sferic Bulb: Ø45*78



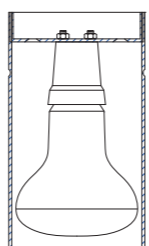
MiniStandard Bulb: Ø55*103



Standard Bulb: Ø60*108

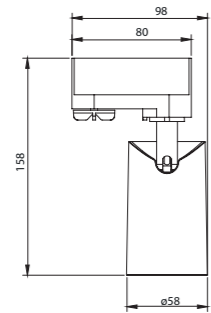


R63 Bulb: Ø63*105

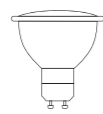


R80 Bulb: Ø80*116






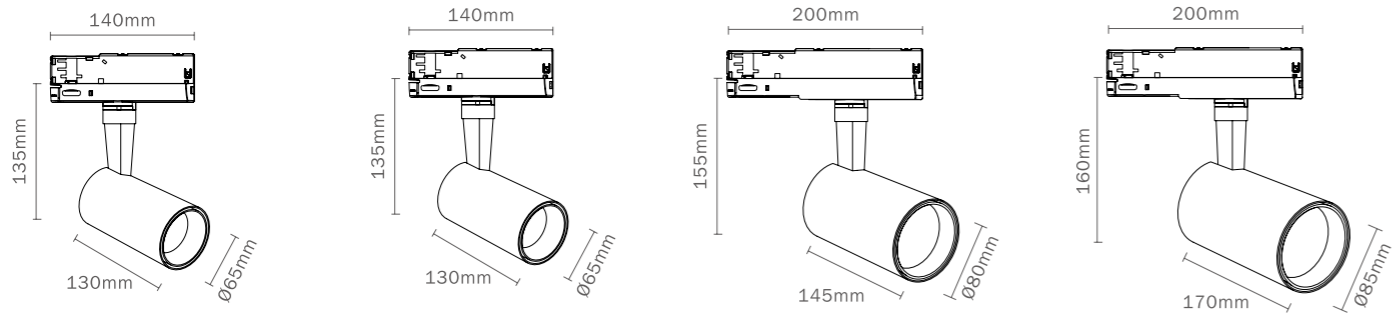
REFERENCE	BULB NOT INCLUDED	FINISH
6717	1L x GU10	Blanco-White
6718	1L x GU10	Negro-Black
máx. 10W LED (No incl) 100-240V~ 50/60Hz Aluminio-Aluminium		



Bombillas recomendadas-Suggested bulbs

K	Wat LED	On/Off	Dimmable	Lumens
2700K	7W	R09254	R09257	510lm
3000K	7W	R09255	R09258	540lm
4000K	7W	R09256	R09259	570lm



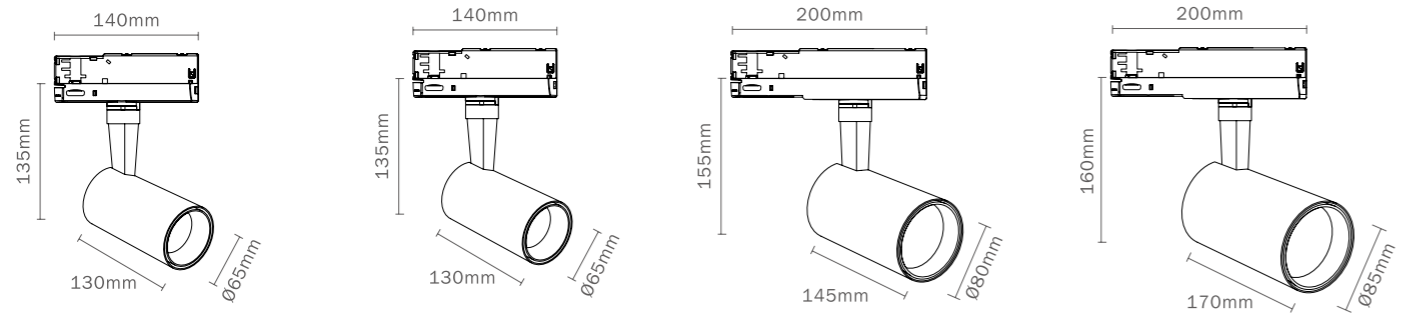


REFERENCE	K	LED WATT	LUMENS	FINISH	OPTICAL Included*	ANGLE
7200	3000K	15W	1500lm	Blanco-White	7218	38°
7204	4000K	15W	1650lm	Blanco-White	7218	38°
7201	3000K	20W	2000lm	Blanco-White	7218	38°
7205	4000K	20W	2200lm	Blanco-White	7218	38°
7202	3000K	30W	3000lm	Blanco-White	7221	38°
7206	4000K	30W	3300lm	Blanco-White	7221	38°
7203	3000K	40W	4000lm	Blanco-White	7224	38°
7207	4000K	40W	4400lm	Blanco-White	7224	38°
220-240V ~ 50/60Hz CRI: ≥ 90				Aluminio-Aluminium		

* Reflector-Optic

REFERENCE 15/20W	REFERENCE 30W	REFERENCE 40W	BEAM ANGLE	INCLUDED
7216	7219	7222	15°	not included
7217	7220	7223	24°	not included
*7218	*7221	*7224	38°	Included*





REFERENCE	K	LED WATT	LUMENS	FINISH	OPTICAL Included*	ANGLE
7208	3000K	15W	1500lm	Negro-Black	7218	38°
7212	4000K	15W	1650lm	Negro-Black	7218	38°
7209	3000K	20W	2000lm	Negro-Black	7218	38°
7213	4000K	20W	2200lm	Negro-Black	7218	38°
7210	3000K	30W	3000lm	Negro-Black	7221	38°
7214	4000K	30W	3300lm	Negro-Black	7221	38°
7211	3000K	40W	4000lm	Negro-Black	7224	38°
7215	4000K	40W	4400lm	Negro-Black	7224	38°

220-240V ~ 50/60Hz CRI: ≥ 90 Aluminio-Aluminium

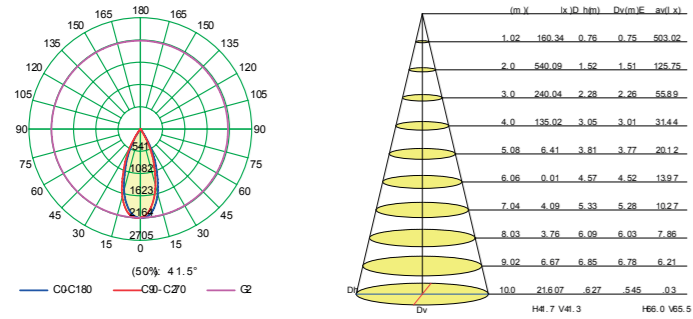
* Reflector-Optic

REFERENCE 15/20W	REFERENCE 30W	REFERENCE 40W	BEAM ANGLE	INCLUDED
7216	7219	7222	15°	not included
7217	7220	7223	24°	not included
*7218	*7221	*7224	38°	Included*

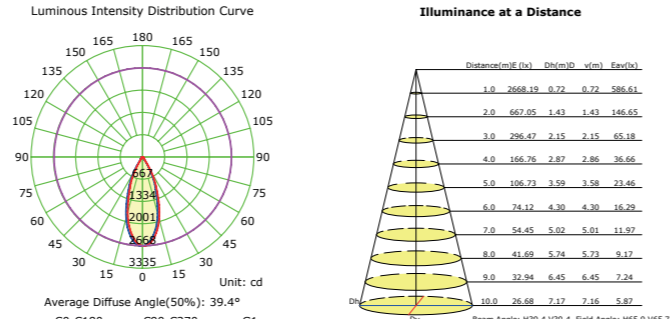


NEW COLLECTION

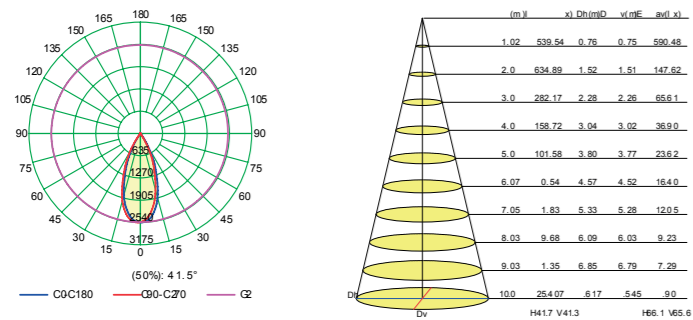
LED 15W 3000K 38°



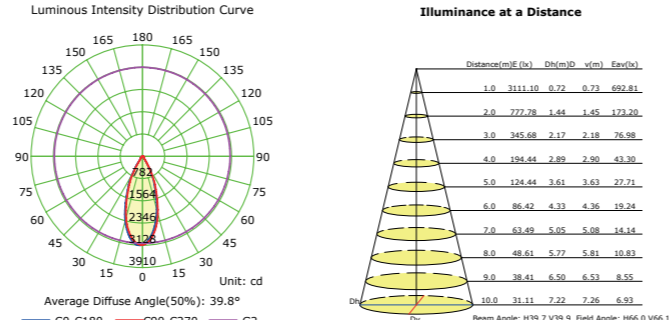
LED 15W 4000K 38°



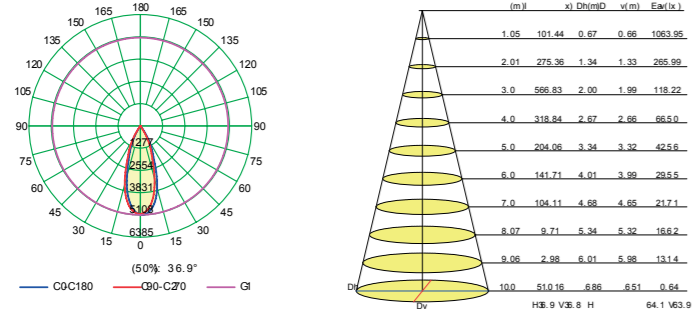
LED 20W 3000K 38°



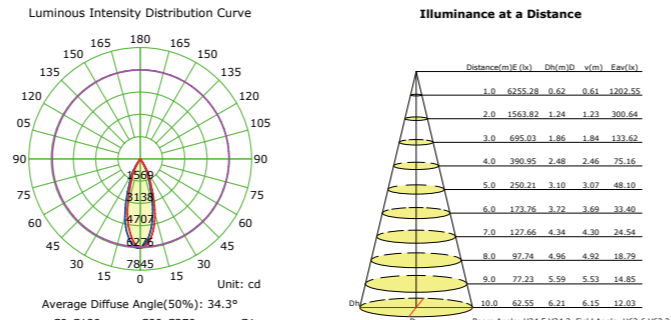
LED 20W 4000K 38°



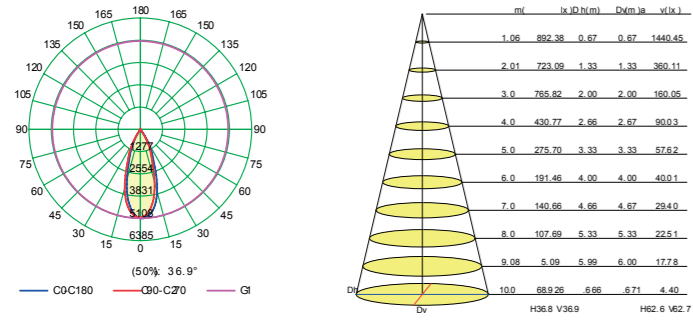
LED 30W 3000K 38°



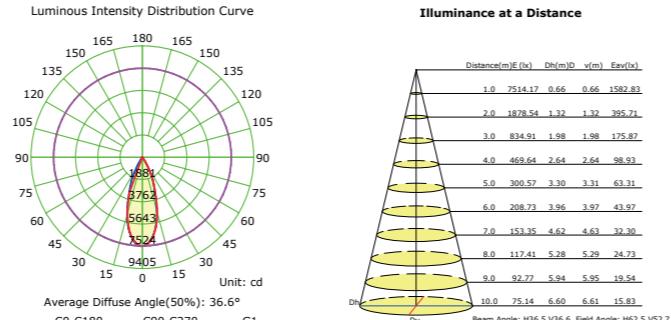
LED 30W 4000K 38°



LED 40W 3000K 38°



LED 40W 4000K 38°



CARRILES trifásicos

CARRIL DE SUPERFICIE-SURFACE MOUNTED TRACK

XTS 41002 Negro-Black

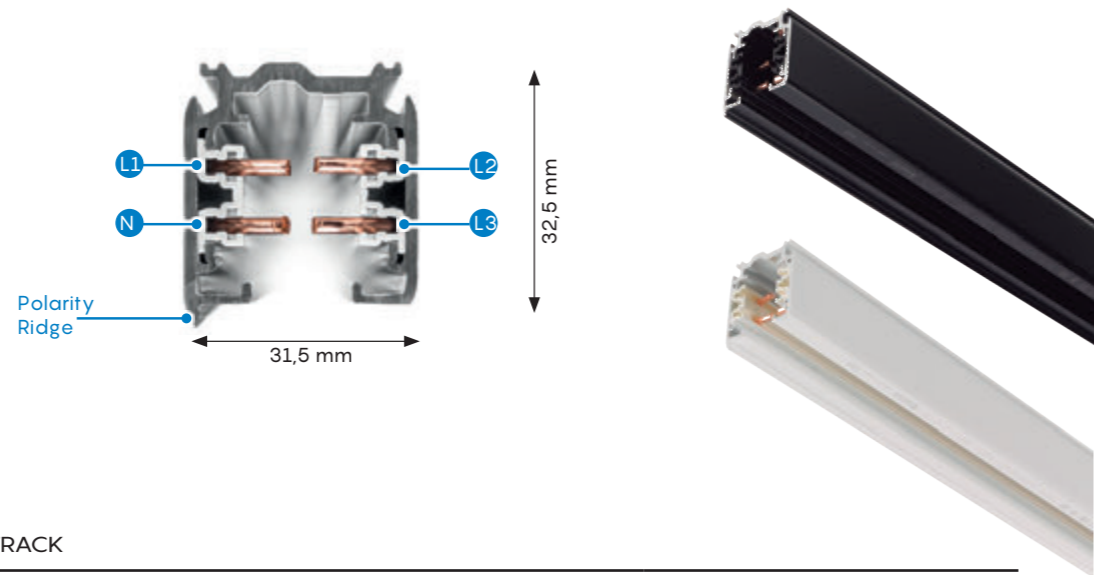
XTS 41003 Blanco-White

Track length 1000 mm

XTS 42002 Negro-Black

XTS 42003 Blanco-White

Track length 2000 mm



CARRIL DE EMPOTRAR-RECESSED TRACK

XTSF41002 Negro-Black

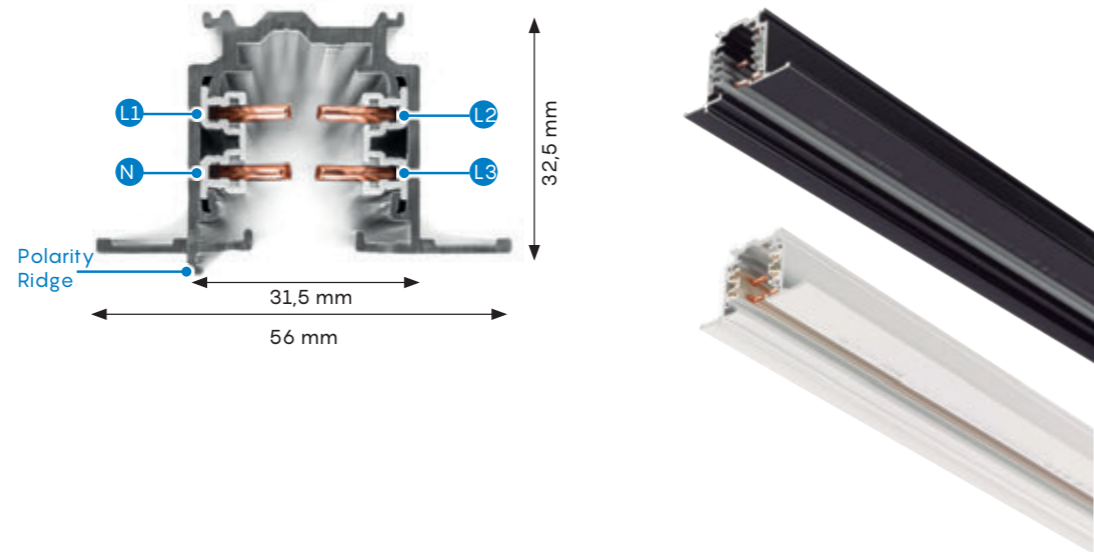
XTSF41003 Blanco-White

Track length 1000 mm

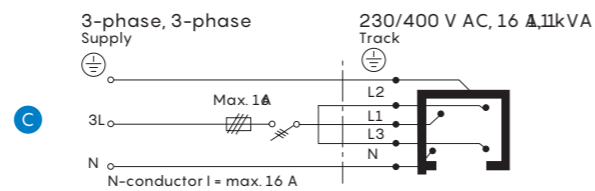
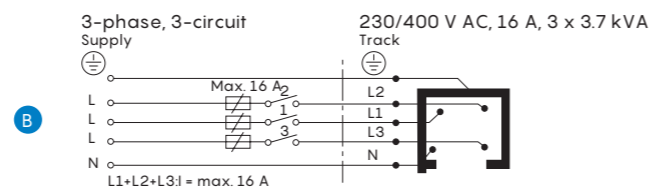
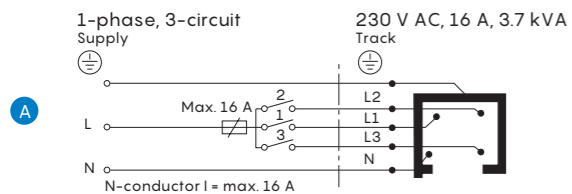
XTSF42002 Negro-Black

XTSF 42003 Blanco-White

Track length 2000 mm



Power Conductor Cross-Section: 4,0mm²



FINAL ALIMENTADOR POLARIDAD DERECHA-END FEED POLARITY RIGHT

XTS 112 Negro-Black

XTS 113 Blanco-White



FINAL ALIMENTADOR POLARIDAD IZQUIERDA-END FEED POLARITY LEFT

XTS 122 Negro-Black

XTS 123 Blanco-White



TAPA FINAL-END CAP

XTS 412 Negro-Black

XTS 413 Blanco-White



PLACA PARA CUBRIR EN CARRILES EMPOTRADOS -PLATE TO COVER IN RECESSED TRACKS

XTSF 102 Negro-Black XTS112/XTS122/XTS142

XTSF 103 Blanco-White XTS113/XTS123/XTS143



XTSF 302 Negro-Black XTS342/XTS352

XTSF 303 Blanco-White XTS343/XTS353



LEVA FIJACIÓN TECHO FUNDICIÓN PARA CARRILES SUPERFICIE-STANDARD CLAMP DIE CAST FOR SURFACE TRACK

SKB 122 Negro-Black

SKB 123 Blanco-White



KIT SUSPENSION CARRIL 1,5 M -SUSPENSION KIT 1,5 M

SPW11SK 215 length 1500 mm Negro-Black

SPW11SK 315 length 1500 mm Blanco-White



ALIMENTADOR INTERMEDIO RECTO-MIDDLE FEED STRAIGHT

XTS 142 Negro-Black

XTS 143 Blanco-White



CONECTOR INTERMEDIO RECTO-MIDDLE STRAIGHT CONNECTOR

XTS 212 Negro-Black

XTS 213 Blanco-White



CONECTOR ESQUINA AJUSTABLE-ADJUSTABLE CORNER CONNECTOR

XTS 242 Negro-Black

XTS 243 Blanco-White



CONEXIÓN ALIMENTADOR EN L POLARIDAD INTERNA - L FEED POLARITY INTERNAL

XTS 342 Negro-Black

XTS 343 Blanco-White



CONEXIÓN ALIMENTADOR EN L POLARIDAD EXTERNA - L FEED POLARITY EXTERNAL

XTS 352 Negro-Black

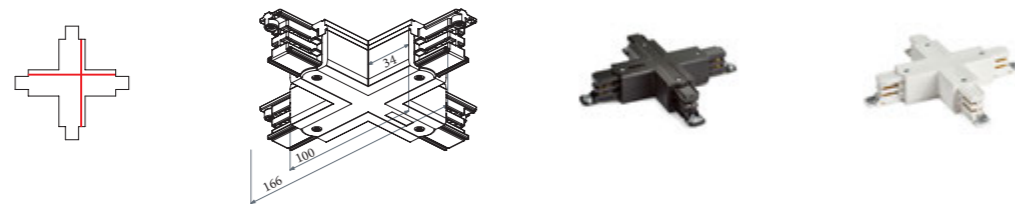
XTS 353 Blanco-White



CONEXIÓN ALIMENTADOR EN X - X FEED

XTS 382 Negro-Black

XTS 383 Blanco-White



CONEXIÓN ALIMENTADOR EN T- T FEED

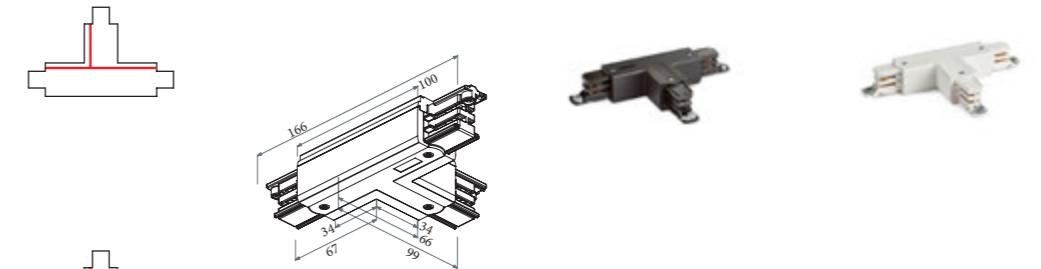
XTS 362 Negro-Black

XTS 363 Blanco-White



XTS 372 Negro-Black

XTS 373 Blanco-White



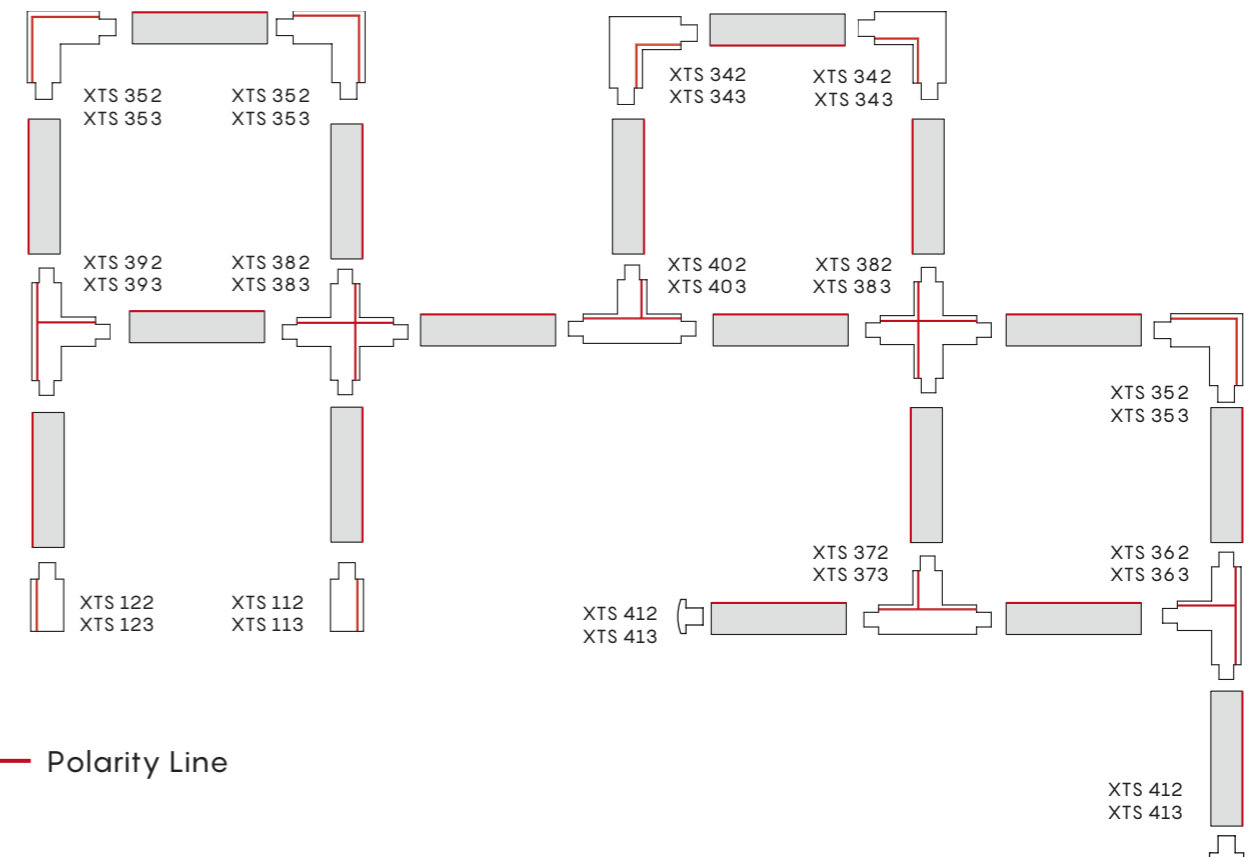
XTS 392 Negro-Black

XTS 393 Blanco-White



XTS 402 Negro-Black

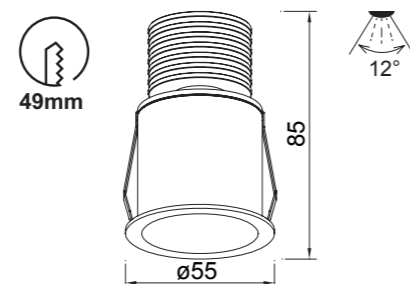
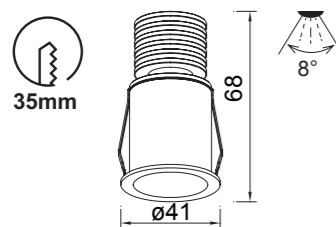
XTS 403 Blanco-White




GUINCHO

Empotrable-Recessed

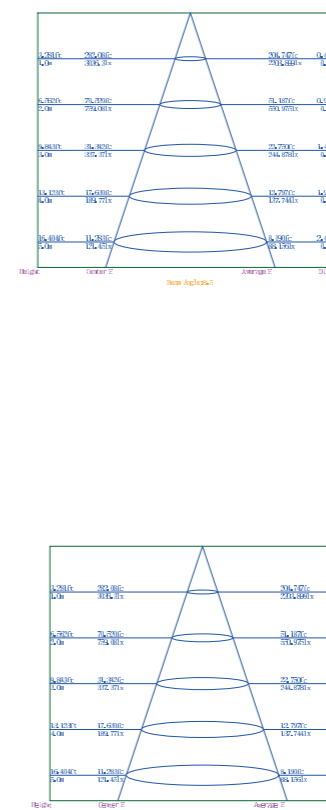
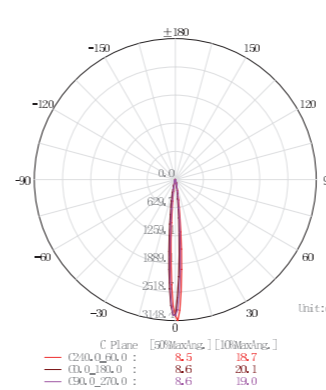
Indoor
IP54



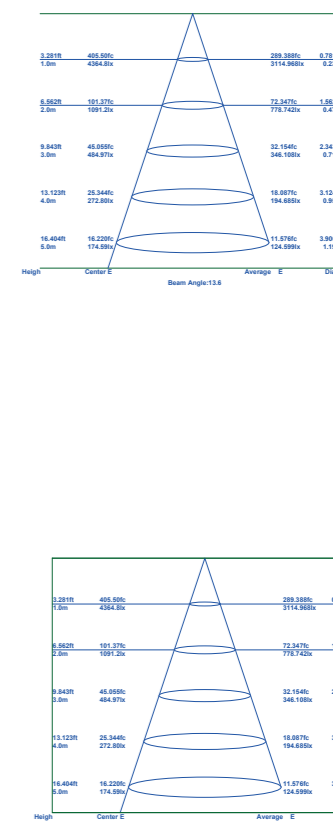
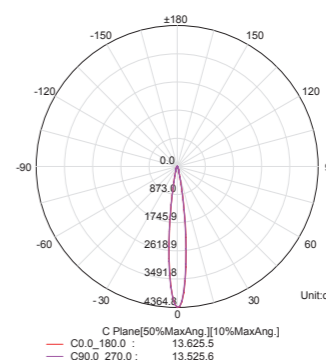
REFERENCE	K	LED WATT	LUMENS	FINISH
7080	2700K	3W	210lm	Blanco arena-Sand white
7081	2700K	3W	210lm	Negro arena-Sans black
6855	3000K	3W	210lm	Blanco arena-Sand white
6856	3000K	3W	210lm	Negro arena-Sans black
6859	4000k	3W	210lm	Blanco arena-Sand white
6860	4000k	3W	210lm	Negro arena-Sans black
7082	2700K	5W	410lm	Blanco arena-Sand white
7083	2700K	5W	410lm	Negro arena-Sans black
6857	3000K	5W	410lm	Blanco arena-Sand white
6858	3000K	5W	410lm	Negro arena-Sans black
6861	4000k	5W	410lm	Blanco arena-Sand white
6862	4000k	5W	410lm	Negro arena-Sans black
200-240V~ 50/60Hz CRI:≥ 80				Aluminio-Aluminium



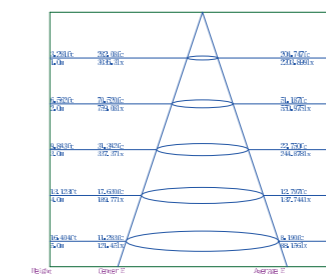
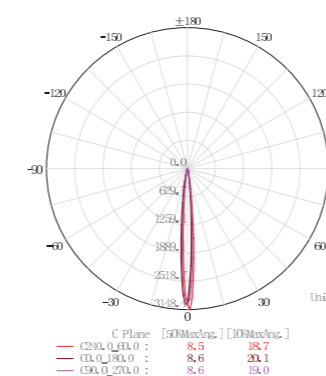
6855-6856



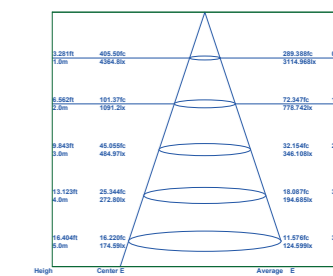
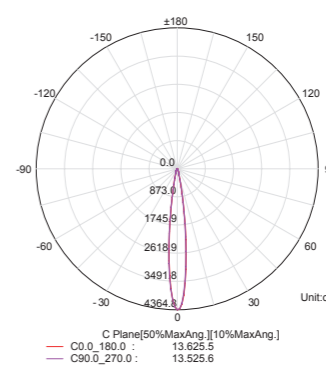
6857-6858



7080-7081



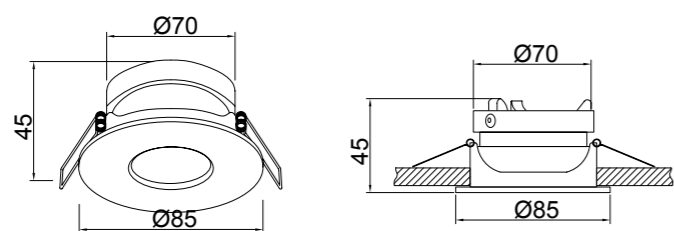
7082-7083



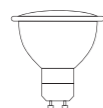
GUINCHO GU10

Empotrable-Recessed

Indoor



REFERENCE	BULB NO INCLUDED	FINISH
7535	1 x GU10	Blanco arena-Sand white
7536	1 x GU10	Negro arena-Sand black
GU10 máx 10W Led		100-240V~ 50/60Hz Aluminio-Aluminium



K	Wat LED	On/Off	Dimmable	Lumens
2700K	7W	R09254	R09257	510lm
3000K	7W	R09255	R09258	540lm
4000K	7W	R09256	R09259	570lm



70mm



NOT INCLUDED



garantía mantraco 2 años WARRANTY 2 YEARS



IP20

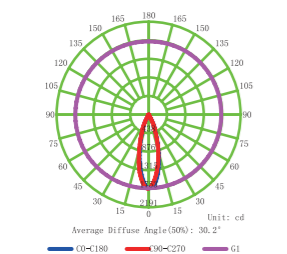




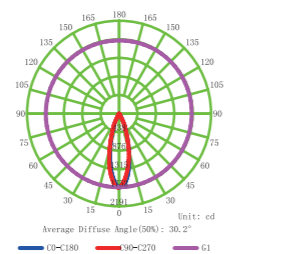
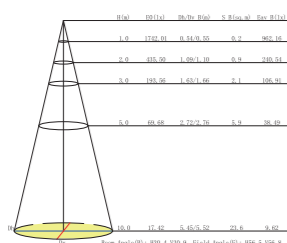
	REFERENCE	K	LED WATT	LUMENS	FINISH
New	7829	2700K	7W	610lm	Blanco-White
New	7831	2700K	7W	610lm	Negro-Black
	6400	3000K	7W	610lm	Blanco-White
New	7833	3000K	7W	610lm	Negro-Black
	6401	4000K	7W	630lm	Blanco-White
New	7830	2700K	12W	1020lm	Blanco-White
New	7832	2700K	12W	1020lm	Negro-Black
	6402	3000K	12W	1020lm	Blanco-White
New	7834	3000K	12W	1020lm	Negro-Black
	6403	4000K	12W	1080lm	Blanco-White

220-240V - 50/60Hz CRI: ≥ 80

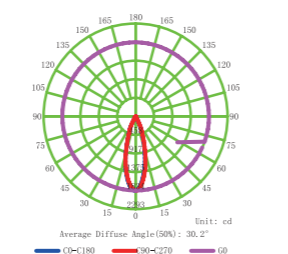
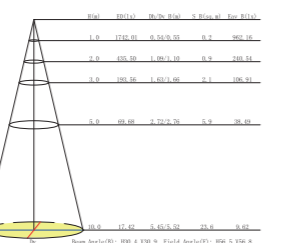
Aluminio ABS - Aluminium



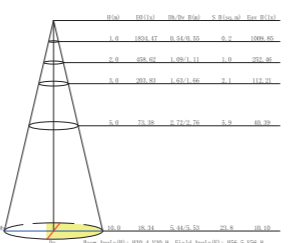
2700K

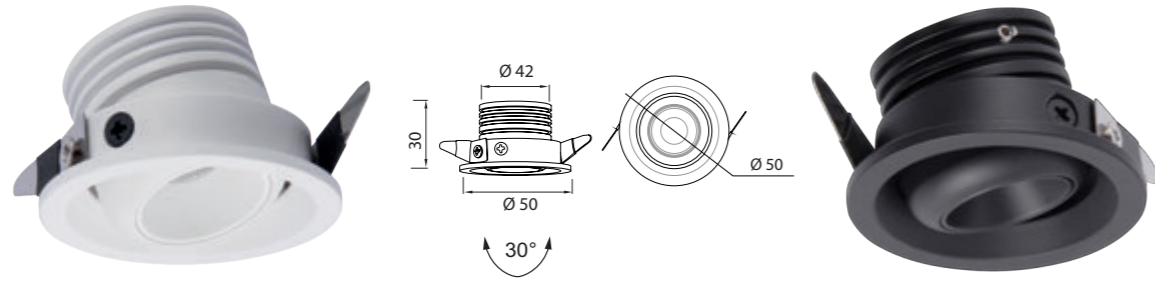


3000K



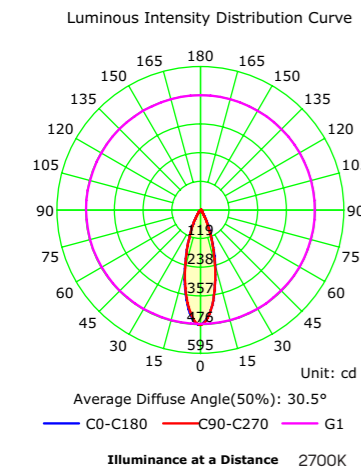
4000K





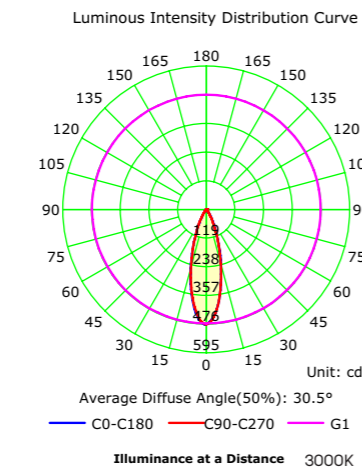
REFERENCE	K	LED WATT	LUMENS	FINISH
New 7827	2700K	3W	210lm	Blanco-White
New 7828	2700K	3W	210lm	Negro-Black
7451	3000K	3W	210lm	Blanco-White
7453	3000K	3W	210lm	Negro-Black
7452	4000K	3W	220lm	Blanco-White
7454	4000K	3W	220lm	Negro-Black

100-240V ~ 50/60Hz CRI:≥ 90 Aluminio-Aluminium



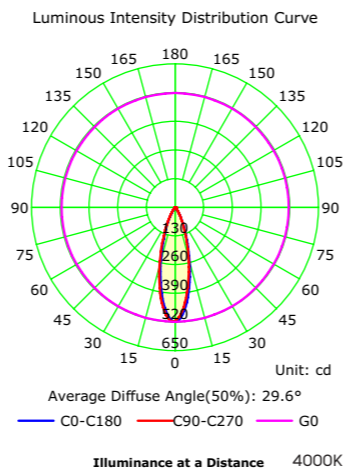
Distance(m)	E(lx)	Dh(m)	Dv(m)	Eav(lx)
1.0	476.67	0.55	0.54	81.21
2.0	119.17	1.09	1.08	20.30
3.0	52.96	1.64	1.62	9.02
4.0	29.79	2.19	2.17	5.08
5.0	19.07	2.74	2.71	3.25
6.0	13.24	3.28	3.25	2.26
7.0	9.73	3.83	3.79	1.66
8.0	7.45	4.38	4.33	1.27
9.0	5.88	4.92	4.87	1.00
10.0	4.77	5.47	5.42	0.81

Beam Angle: H30.6 V30.3 Field Angle: H60.2 V59.6



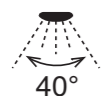
Distance(m)	E(lx)	Dh(m)	Dv(m)	Eav(lx)
1.0	476.67	0.55	0.54	81.21
2.0	119.17	1.09	1.08	20.30
3.0	52.96	1.64	1.62	9.02
4.0	29.79	2.19	2.17	5.08
5.0	19.07	2.74	2.71	3.25
6.0	13.24	3.28	3.25	2.26
7.0	9.73	3.83	3.79	1.66
8.0	7.45	4.38	4.33	1.27
9.0	5.88	4.92	4.87	1.00
10.0	4.77	5.47	5.42	0.81

Beam Angle: H30.6 V30.3 Field Angle: H60.2 V59.6



Distance(m)	E(lx)	Dh(m)	Dv(m)	Eav(lx)
1.0	518.69	0.53	0.53	86.17
2.0	129.67	1.05	1.06	21.54
3.0	57.63	1.58	1.59	9.57
4.0	32.42	2.10	2.13	5.39
5.0	20.75	2.63	2.66	3.45
6.0	14.41	3.15	3.19	2.39
7.0	10.59	3.68	3.72	1.76
8.0	8.10	4.20	4.25	1.35
9.0	6.40	4.73	4.78	1.06
10.0	5.19	5.25	5.31	0.86

Beam Angle: H29.4 V29.8 Field Angle: H58.6 V59.4





C0073-C0074



C0071-C0072



C0077-C0078



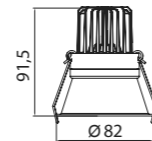
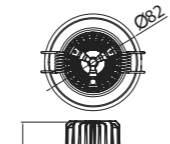
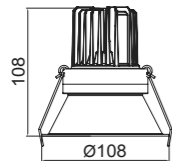
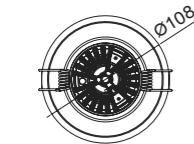
C0075-C0076



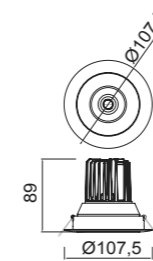
C0079-C0080

REFERENCE	K	LED WATT	LUMENS	FINISH	
C0071	3000K	7W	610lm	Blanco mate-Matt white	
C0072	4000K	7W	650lm	Blanco mate-Matt white	
C0073	3000K	12W	1040lm	Blanco mate-Matt white	
C0074	4000K	12W	1080lm	Blanco mate-Matt white	
				220-240V~ 50/60Hz CRI:≥ 80	Aluminio-Aluminium

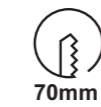
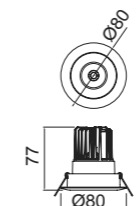
REFERENCE	K	LED WATT	LUMENS	FINISH	
C0075	3000K	7W	610lm	Blanco mate-Matt white	
C0076	4000K	7W	650lm	Blanco mate-Matt white	
C0079	3000K	7W	610lm	Blanco mate-Matt white	
C0080	4000K	7W	650lm	Blanco mate-Matt white	
C0077	3000K	12W	1040lm	Blanco mate-Matt white	
C0078	4000K	12W	1080lm	Blanco mate-Matt white	
				220-240V~ 50/60Hz CRI:≥ 80	Aluminio-Aluminium



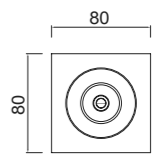
C0077-C0078



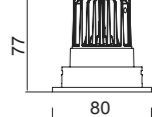
C0075-C0076



C0079



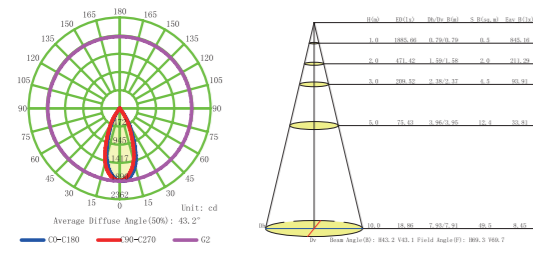
C0080



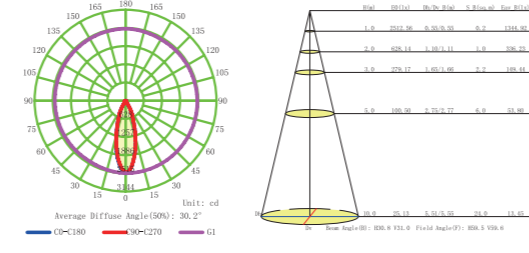
FORMENTERA

Indoor

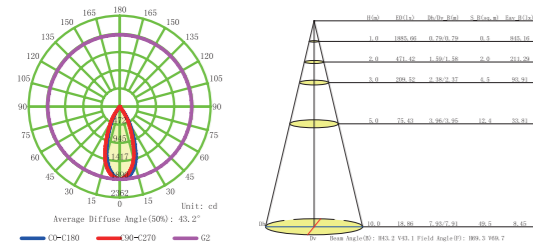
C0073



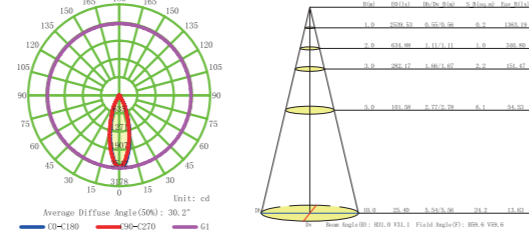
C0077



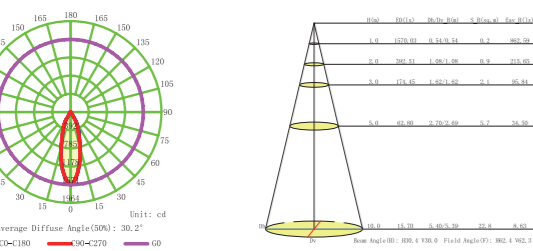
C0074



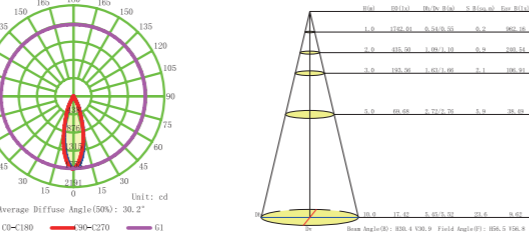
C0078



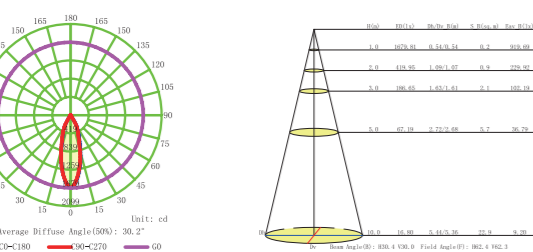
C0071



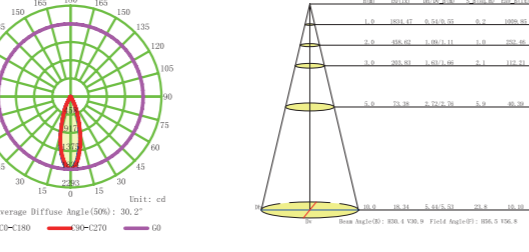
C0075



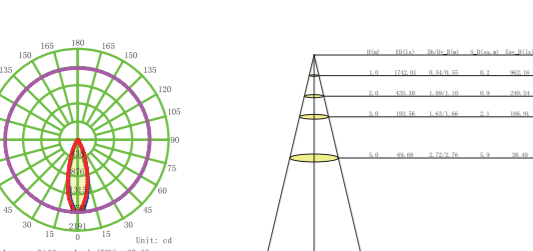
C0072



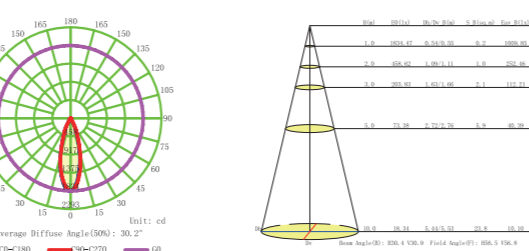
C0076



C0079



C0080

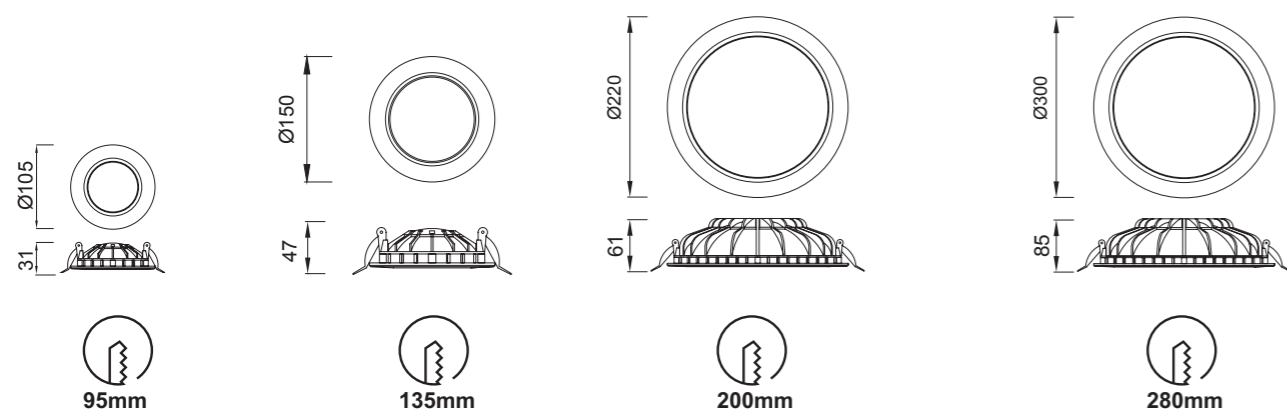


CABRERA

Empotrable-Recessed

Indoor

C0044



REFERENCE	K	LED WATT	LUMENS	FINISH
C0041	3000K	7W	540lm	Blanco mate-Matt white
C0042	4000K	7W	540lm	Blanco mate-Matt white
C0047	3000K	12W	1080lm	Blanco mate-Matt white
C0048	4000K	12W	1080lm	Blanco mate-Matt white
C0043	3000K	24W	2160lm	Blanco mate-Matt white
C0044	4000K	24W	2160lm	Blanco mate-Matt white
C0049	3000K	30W	2550lm	Blanco mate-Matt white
C0050	4000K	30W	2600lm	Blanco mate-Matt white
220-240V ~ 50/60Hz CRI: ≥ 80				Aluminio-Aluminium

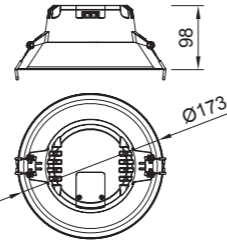
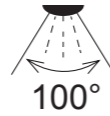
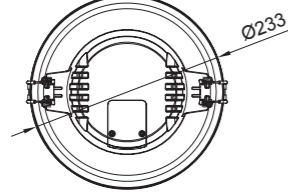
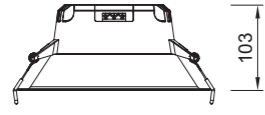
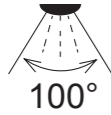


MEDANO

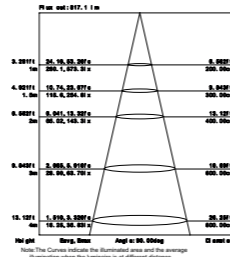
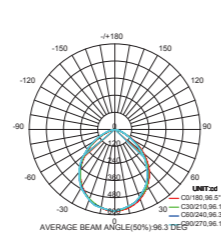
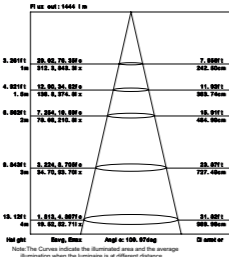
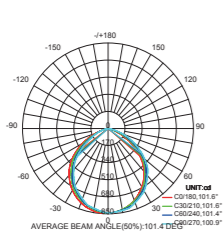
Empotrable-Recessed

Indoor

UGR<19



REFERENCE	K	LED WATT	LUMENS	FINISH
6398	3000K	12W	1100lm	Blanco mate-Matt white
6399	4000K	12W	1200lm	Blanco mate-Matt white
6395	3000K	21W	1900lm	Blanco mate-Matt white
6396	4000K	21W	2100lm	Blanco mate-Matt white
SPCC-PBT/PC		220-240V ~ 50/60Hz CRI: ≥ 80		Aluminio-Aluminium



UGR<19

LED life / LED Vida
30.000 h

ON / OFF
30.000

Garantia manifactura
5 años
WARRANTY
GARANTIA
LED

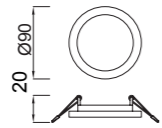


LED INCLUDED

IP20

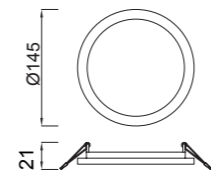


Empotrable-Recessed

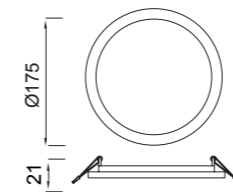
Indoor



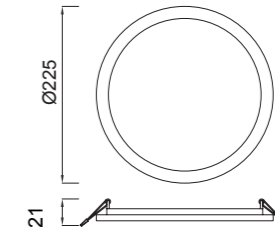
80mm



130mm







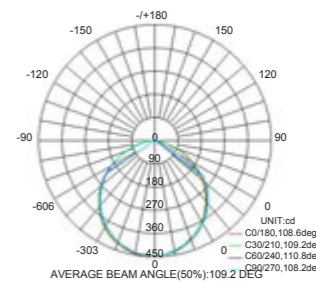
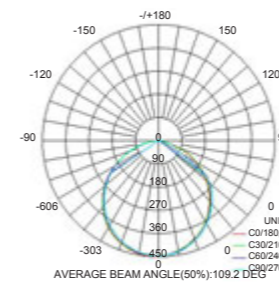
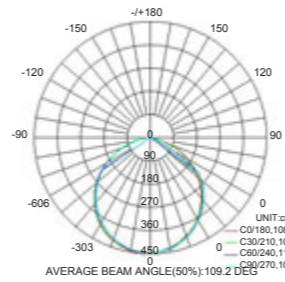
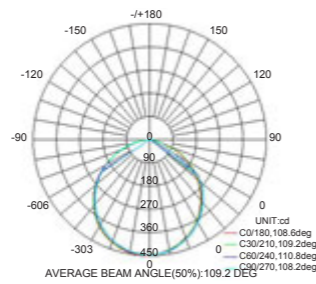
160mm



210mm

REFERENCE	K	LED WATT	LUMENS	FINISH
C0184	3000K	6W	520lm	Blanco mate-Matt white
C0180	4000K	6W	540lm	Blanco mate-Matt white
C0185	3000K	12W	990lm	Blanco mate-Matt white
C0181	4000K	12W	1080lm	Blanco mate-Matt white
SPCC-PBT/PC		220-240V~ 50/60Hz CRI:≥ 80		Aluminio-Aluminium





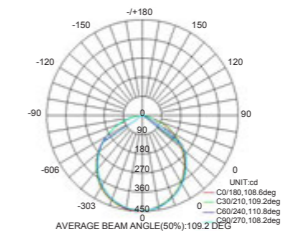
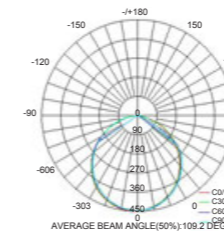
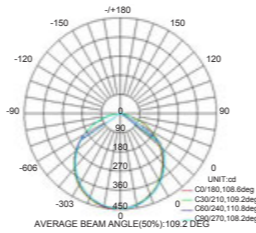
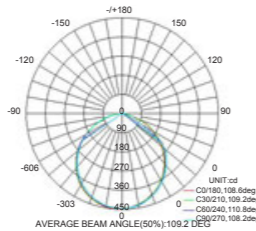
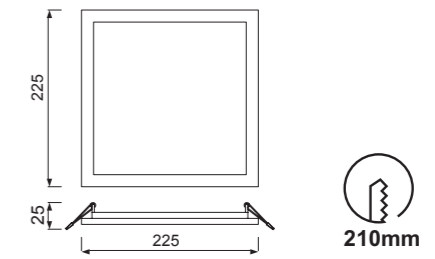
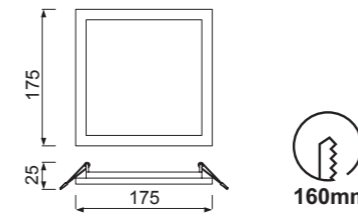
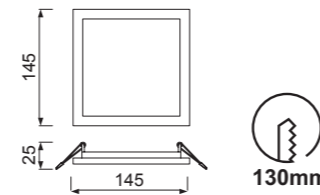
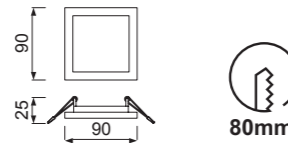
REFERENCE	K	LED WATT	LUMENS	FINISH
C0186	3000K	18W	1580lm	Blanco mate-Matt white
C0182	4000K	18W	1620lm	Blanco mate-Matt white
C0187	3000K	24W	2090lm	Blanco mate-Matt white
C0183	4000K	24W	2200lm	Blanco mate-Matt white
SPCC-PBT/PC		220-240V~ 50/60Hz CRI:≥ 80		Aluminio-Aluminium





REFERENCE	K	LED WATT	LUMENS	FINISH
C0194	3000K	6W	520lm	Blanco mate-Matt white
C0190	4000K	6W	540lm	Blanco mate-Matt white
C0195	3000K	12W	990lm	Blanco mate-Matt white
C0191	4000K	12W	1080lm	Blanco mate-Matt white
SPCC-PBT/PC 220-240V~ 50/60Hz CRI:≥ 80				Aluminio-Aluminium

REFERENCE	K	LED WATT	LUMENS	FINISH
C0196	3000K	18W	1580lm	Blanco mate-Matt white
C0192	4000K	18W	1620lm	Blanco mate-Matt white
C0197	3000K	24W	2090lm	Blanco mate-Matt white
C0193	4000K	24W	2200lm	Blanco mate-Matt white
SPCC-PBT/PC 220-240V~ 50/60Hz CRI:≥ 80				Aluminio-Aluminium



GRACIOSA

Empotrable-Recessed

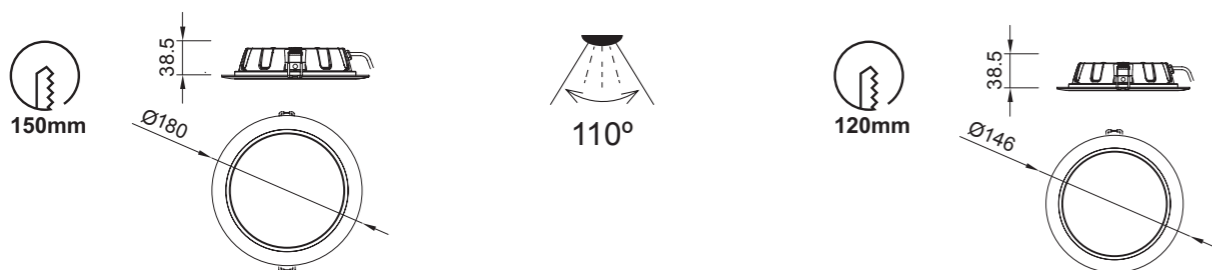
Indoor



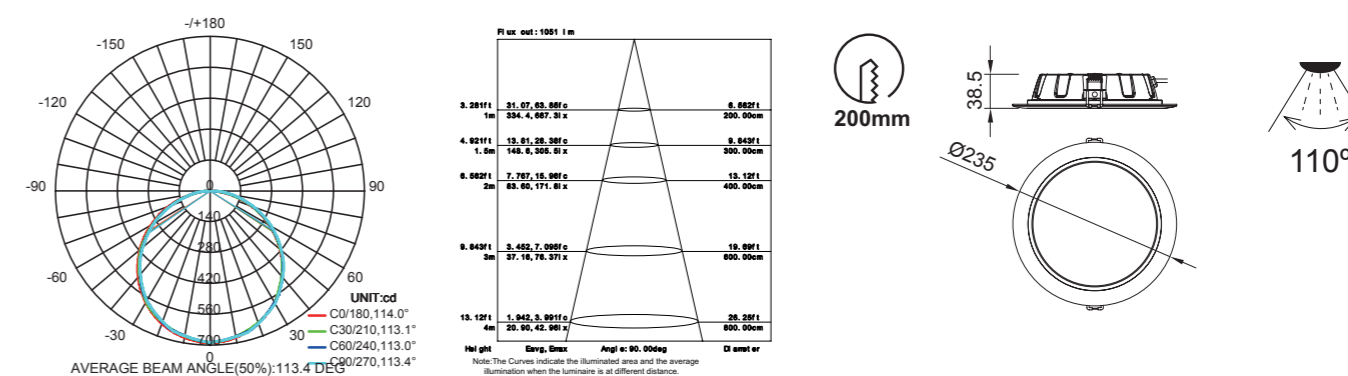
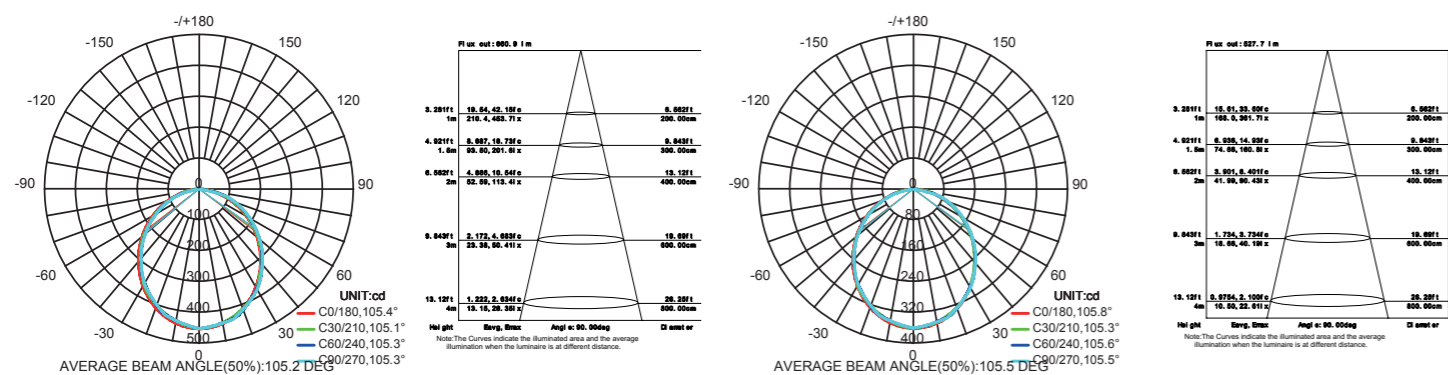
REFERENCE	K	LED WATT	LUMENS	FINISH	SIZES
6392	3000K	15,3W	1100lm	Blanco mate-Matt white	Ø180
6397	4000K	10,8W	850lm	Blanco mate-Matt white	Ø146
220-240V~ 50/60Hz CRI:≥ 80				Aluminio-Aluminium	



GRACIOSA



REFERENCE	K	LED WATT	LUMENS	FINISH	SIZES
6390	3000K	24,5W	1900lm	Blanco mate-Matt white	Ø235
220-240V~ 50/60Hz CRI:≥ 80				Aluminio-Aluminium	

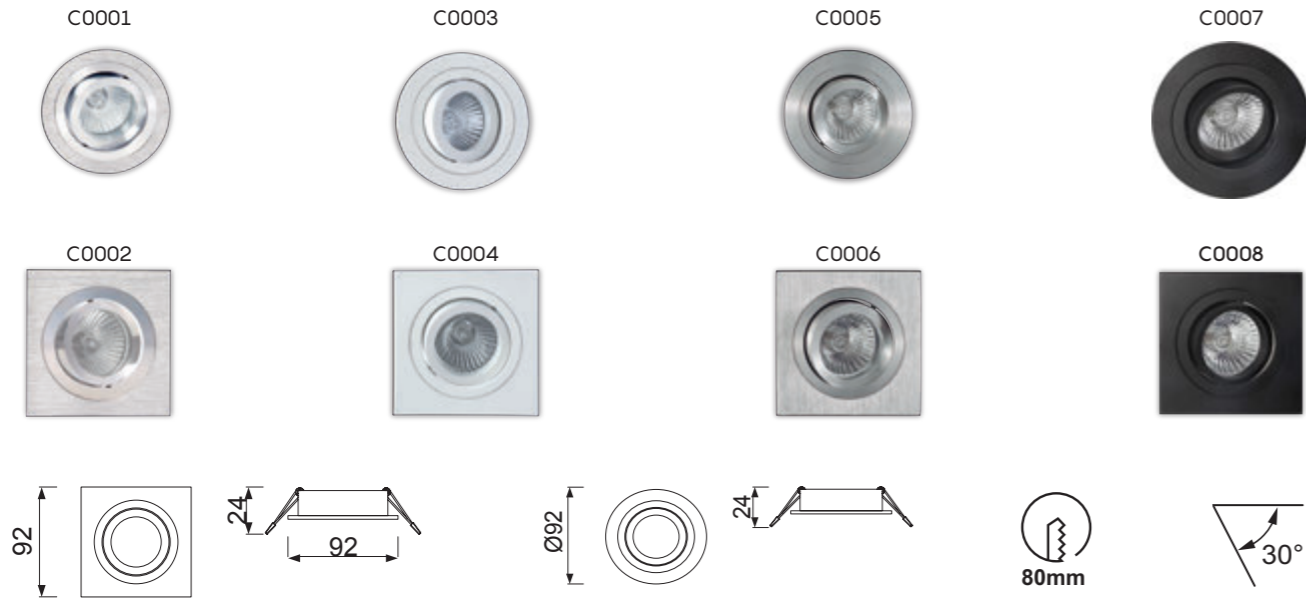


BÁSICO GU10

Empotrable-Recessed

Indoor

C0002



REFERENCE	BULB NO INCLUDED	FINISH
C0001	1 x GU10	Nickel Satinado/Cromo-Satin Nickel/Chrome
C0002	1 x GU10	Nickel Satinado/Cromo-Satin Nickel/Chrome
C0003	1 x GU10	Blanco mate-Matt white
C0004	1 x GU10	Blanco mate-Matt white
C0005	1 x GU10	Aluminio Pulido-Polished Aluminium
C0006	1 x GU10	Aluminio Pulido-Polished Aluminium
C0007	1 x GU10	Negro mate-Matt black
C0008	1 x GU10	Negro mate-Matt black
GU10 máx 12W Led		100-240V~ 50/60Hz Aluminio-Aluminium



Bombillas recomendadas-Suggested bulbs

K	Wat LED	On/Off	Dimmable	Lumens
2700K	7W	R09254	R09257	510lm
3000K	7W	R09255	R09258	540lm
4000K	7W	R09256	R09259	570lm



ErP COMPLIANT

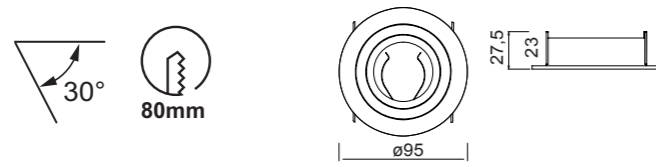
RoHS compliant



BÁSICO GU10

Empotrable-Recessed

Indoor



REFERENCE	BULB NO INCLUDED	FINISH
7740	1 x GU10	Nickel Satinado/Cromo-Satin Nickel/Chrome
7741	1 x GU10	Blanco mate-Matt white
7742	1 x GU10	Aluminio Pulido-Polished Aluminium
7743	1 x GU10	Negro mate-Matt black
GU10 máx 12W Led		100-240V ~ 50/60Hz Aluminio-Aluminium



Bombillas recomendadas-Suggested bulbs

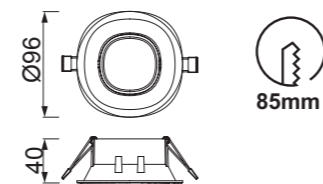
K	Wat LED	On/Off	Dimmable	Lumens
2700K	7W	R09254	R09257	510lm
3000K	7W	R09255	R09258	540lm
4000K	7W	R09256	R09259	570lm



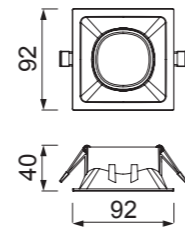
COMFORT GU10

Empotrable-Recessed

Indoor



REFERENCE	BULB NO INCLUDED	FINISH
C0160	1 x GU10	Blanco mate-Matt white
C0161	1 x GU10	Plata mate-Matt silver
C0164	1 x GU10	Negro mate-Matt black
GU10 máx 12W Led		100-240V~ 50/60Hz Aluminio-Aluminium



REFERENCE	BULB NO INCLUDED	FINISH
C0162	1 x GU10	Blanco mate-Matt white
C0163	1 x GU10	Plata mate-Matt silver
C0165	1 x GU10	Negro mate-Matt black
GU10 máx 12W Led		100-240V~ 50/60Hz Aluminio-Aluminium



ErP
COMPLIANT

RoHS
compliant

BRANDON

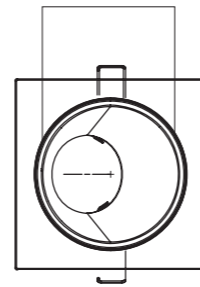
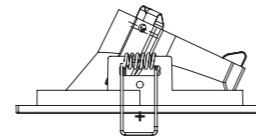
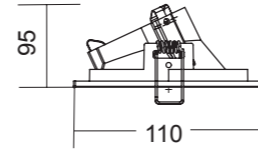
Empotrable-Recessed

Indoor

6902



6903



6903

REFERENCE	BULB NO INCLUDED	FINISH
6902	1 × GU10	Blanco mate-Matt white
6903	1 × GU10	Negro Mate-Matt Black
6900	1 × GU10	Blanco mate-Matt white
6901	1 × GU10	Negro Mate-Matt Black

GU10 máx 12W Led 100-240V~ 50/60Hz Aluminio-Aluminium

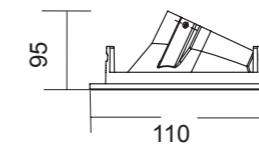


Bombillas recomendadas-Suggested bulbs

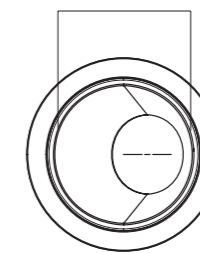
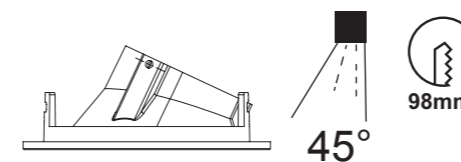
K	Wat LED	On/Off	Dimmable	Lumens
2700K	7W	R09254	R09257	510lm
3000K	7W	R09255	R09258	540lm
4000K	7W	R09256	R09259	570lm

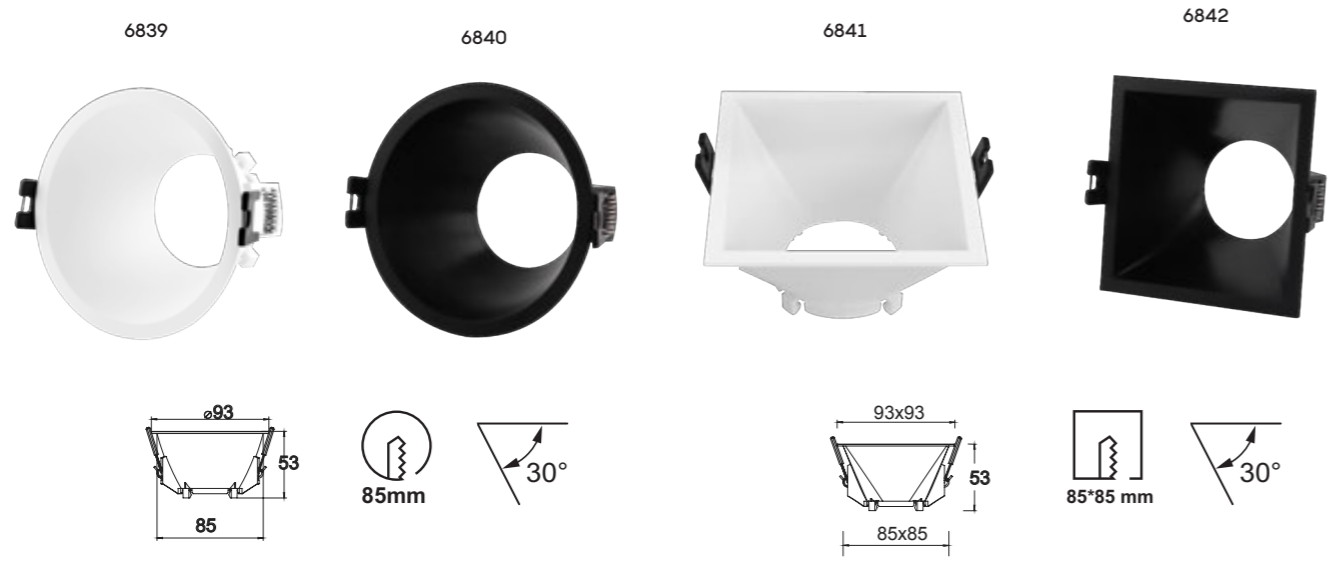


6900

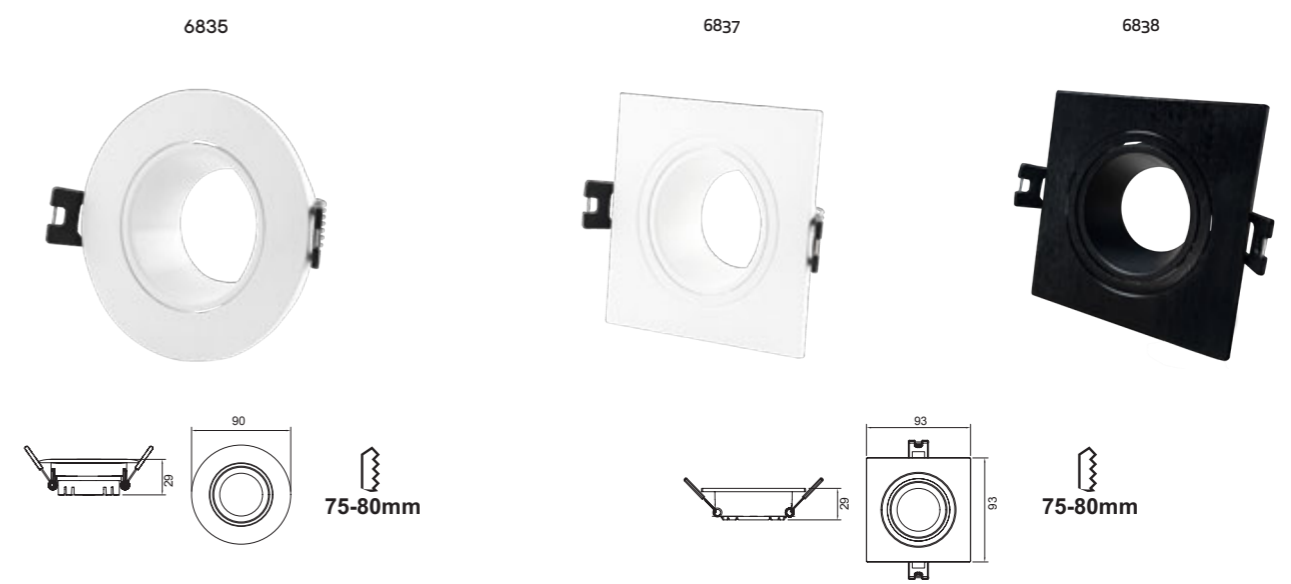


6901





REFERENCE	BULB NO INCLUDED	FINISH
6839	1 x GU10	Blanco mate-Matt white
6840	1 x GU10	Negro mate-Matt black
6843	1 x GU10	Blanco mate-Matt white
6844	1 x GU10	Negro mate-Matt black
6841	1 x GU10	Blanco mate-Matt white
6842	1 x GU10	Negro mate-Matt black
6845	1 x GU10	Blanco mate-Matt white
6846	1 x GU10	Negro mate-Matt black
GU10 máx 12W Led		100-240V~ 50/60Hz PCB by samsung

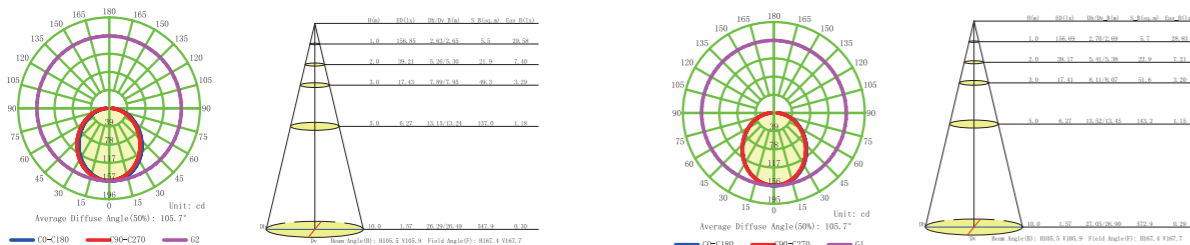
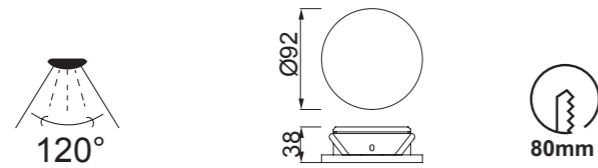


REFERENCE	BULB NO INCLUDED	FINISH
6835	1 x GU10	Blanco mate-Matt white
6837	1 x GU10	Blanco mate-Matt white
6838	1 x GU10	Negro mate-Matt black
GU10 máx 12W Led		100-240V~ 50/60Hz PCB by samsung



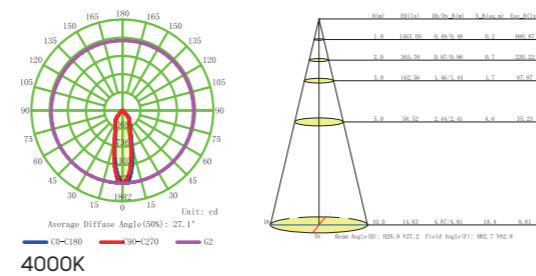
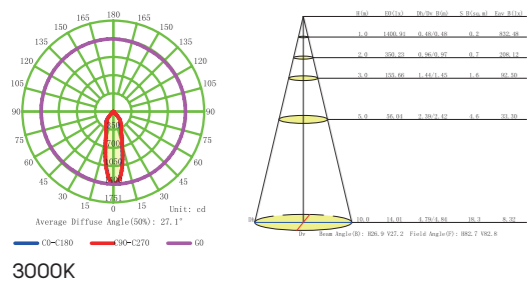



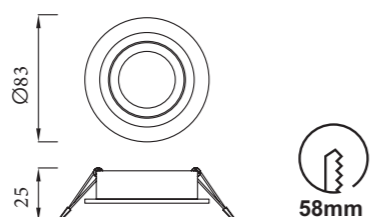
REFERENCE	K	LED WATT	LUMENS	FINISH
C0083	3000K	7W	490lm	Blanco mate-Matt white
C0084	4000K	7W	520lm	Blanco mate-Matt white
			220-240V~ 50/60Hz CRI:≥ 80	Aluminio-Aluminium



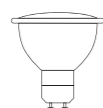


REFERENCE	K	LED WATT	LUMENS	FINISH
C0081	3000K	7W	610lm	Blanco mate-Matt white
C0082	4000K	7W	640lm	Blanco mate-Matt white
220-240V ~ 50/60Hz CRI: ≥ 80				Aluminio-Aluminium





REFERENCE	BULB NO INCLUDED	FINISH
6405	1 x GU10	Blanco mate-Matt white
6406	1 x GU10	Aluminio Plata-Silver Aluminium
GU10 máx 12W Led 100-240V~ 50/60Hz		Aluminio-Aluminium



Bombillas recomendadas-Suggested bulbs

K	Wat LED	On/Off	Dimmable	Lumens
2700K	7W	R09254	R09257	510lm
3000K	7W	R09255	R09258	540lm
4000K	7W	R09256	R09259	570lm

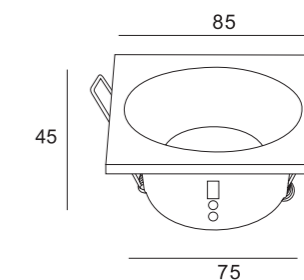
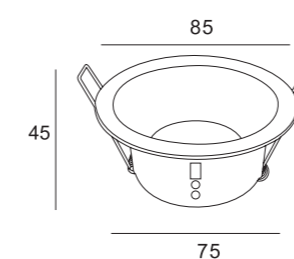
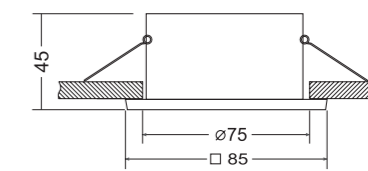
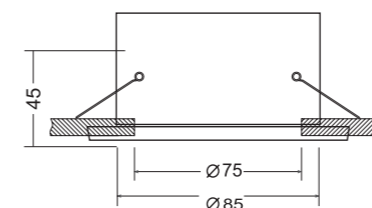


6810

6811

6812

6813

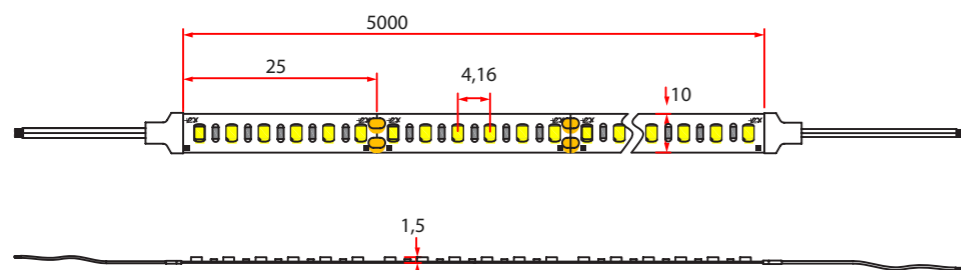



REFERENCE	BULB NO INCLUDED	FINISH	SIZES
6810	1 x GU10	Blanco mate-Matt white	o 8.5x4.5cm
6811	1 x GU10	Negro mate-Matt black	o 8.5x4.5cm
6812	1 x GU10	Blanco mate-Matt white	4.5x8.5x8.5cm
6813	1 x GU10	Negro mate-Matt black	4.5x8.5x8.5cm
GU10 máx 12W Led 100-240V~ 50/60Hz		Aluminio-Aluminium	



TIRAS-STRIPS

Tira LED flexible para uso interior IP20
IP20 Flexible LED strip for indoor lighting



Características técnicas / Technical characteristics

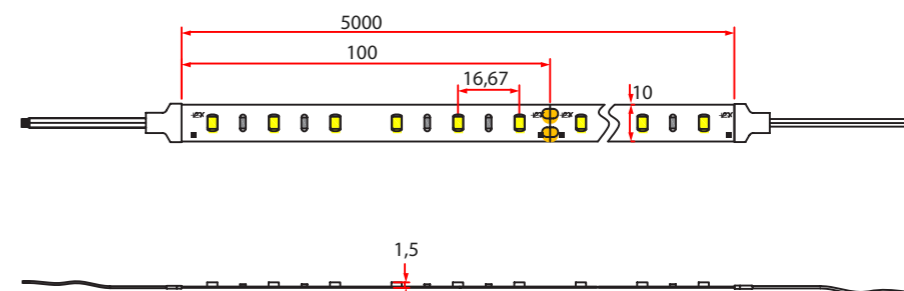

Ref.	Color Colour	Color temp. Colour T ^a	Tensión DC voltage DC	Ud. LED metro LED units meter	Potencia por metro Power meter	Eficiencia luminosa metro Luminous efficacy meter	Eficiencia luminosa vatio Luminous efficacy watt	CRI	SDCM	Ancho Wide	Corte Cut	Ud. LED corte LED units cut	Metros rollo Meters reel	Protección Protection
	K	V		W/m	lm/m*	lm/W			mm	mm	pcs	m	IP	
7366	●	2700	24	240	19,2	1400	73	≥ 90	< 3	10	25	6	5	20
7367	●	3000	24	240	19,2	1470	77	≥ 90	< 3	10	25	6	5	20
7368	○	4000	24	240	19,2	1540	80	≥ 90	< 3	10	25	6	5	20



24V CRI: >90 tc < 65°

TIRAS-STRIPS

Tira LED flexible para uso interior. IP20
IP20 Flexible LED strip for indoor use



Características técnicas / Technical characteristics

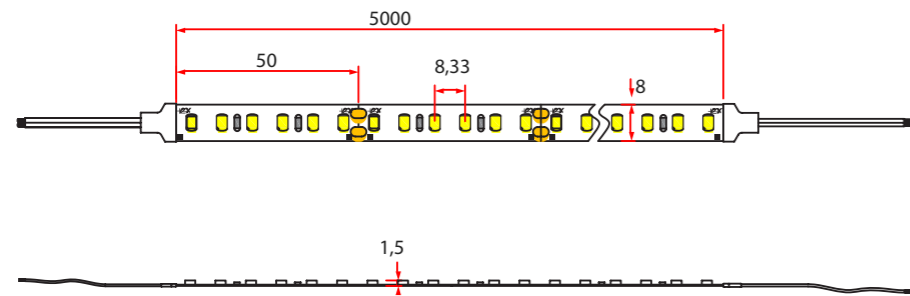
Ref.	Color Colour	Color temp. Colour T ^a	Tensión DC voltage DC	Ud. LED metro LED units meter	Potencia por metro Power meter	Eficiencia luminosa metro Luminous efficacy meter	Eficiencia luminosa vatio Luminous efficacy watt	CRI	SDCM	Ancho Wide	Corte Cut	Ud. LED corte LED units cut	Metros rollo Meters reel	Protección Protection
	K	V		W/m	lm/m*	lm/W			mm	mm	pcs	m	IP	
7360	●	2700	24	60	9,6	650	68	≥ 90	< 3	10	100	6	5	20
7361	●	3000	24	60	9,6	685	71	≥ 90	< 3	10	100	6	5	20
7362	○	4000	24	60	9,6	715	74	≥ 90	< 3	10	100	6	5	20



24V CRI: >90 tc < 65°

TIRAS-STRIPS

Tira LED flexible para uso interior. IP20
IP20 Flexible LED strip for indoor use



Características técnicas / Technical characteristics

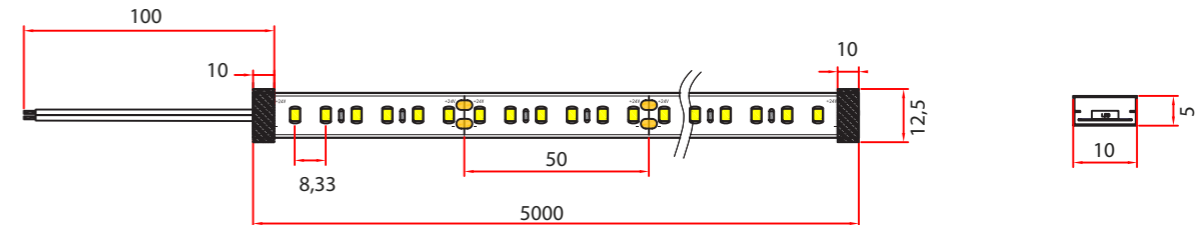

Ref.	Color Colour	Color temp. Colour T°	Tensión DC voltage DC	Ud. LED metro LED units meter	Potencia por metro Power meter	Eficiencia luminosa metro Luminous efficacy meter	Eficiencia luminosa vatio Luminous efficacy watt	CRI	SDCM	Ancho Wide	Corte Cut	Ud. LED corte LED units cut	Metros rollo Meters reel	Protección Protection
		K	V		W/m	lm/m*	lm/W			mm	mm	pcs	m	IP
7363	●	2700	24	120	14,4	1010	70	≥ 90	< 3	8	50	6	5	20
7364	●	3000	24	120	14,4	1060	74	≥ 90	< 3	8	50	6	5	20
7365	○	4000	24	120	14,4	1110	77	≥ 90	< 3	8	50	6	5	20



24V CRI: ≥ 90 tc < 65°

TIRAS-STRIPS

Tira LED flexible para uso exterior IP65
IP65 Flexible LED strip for outdoor lighting



Características técnicas / Technical characteristics

Ref.	Color Colour	Color temp. Colour T°	Tensión DC voltage DC	Ud. LED metro LED units meter	Potencia por metro Power meter	Eficiencia luminosa metro Luminous efficacy meter	Eficiencia luminosa vatio Luminous efficacy watt	CRI	SDCM	Ancho Wide	Corte Cut	Ud. LED corte LED units cut	Metros rollo Meters reel	Protección Protection
		K	V		W/m	lm/m*	lm/W			mm	mm	pcs	m	IP
7369	●	3000	24	120	14,4	950	66	≥ 90	< 3	10	50	6	5	65
7370	○	4000	24	120	14,4	995	69	≥ 90	< 3	10	50	6	5	65

Accesorios de corte IP no incluidos / IP Cutting accessories not included



7406 Conexión estanca DC/Waterproof connection

7404 Pegamento silicona/Silicone glue

7403 Final silicona con agujeros
Silicone end cap w/holes

7405 Final silicona/Silicone End cap



24V CRI: ≥ 90 tc < 65°

PERFILES - PROFILES

Perfil para tiras LED
Profile for LED strips

Indoor



7381 Blanco-White

7382 Negro-Black

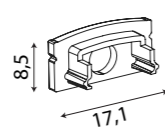
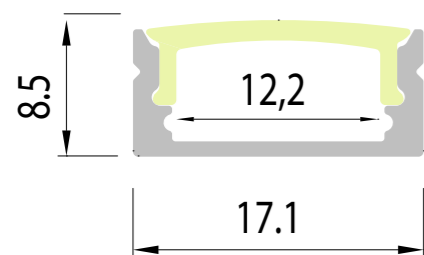
7383 Aluminio-Aluminium

Piezas incluidas/Included pieces

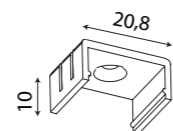
Piezas incluidas/Included pieces

Piezas incluidas/Included pieces

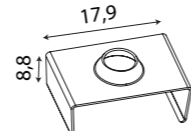
2 m		2 m		2 m	
Perfil+difusor/Profile+diffuser		Perfil+difusor/Profile+diffuser		Perfil+difusor/Profile+diffuser	
2 x 7384		2 x 7385		2 x 7386	
2 x 7387		2 x 7388		2 x 7389	
4 x 7391		4 x 7391		4 x 7390	



Tapa/End cap



Clip PC transparent



Clip aluminium



Aluminio+PCB/Aluminium+PCB

PERFILES - PROFILES

Perfil para tiras LED
Profile for LED strips



7392 Blanco-White

7393 Negro-Black

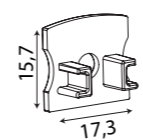
7394 Aluminio-Aluminium

Piezas incluidas/Included pieces

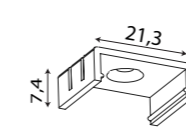
Piezas incluidas/Included pieces

Piezas incluidas/Included pieces

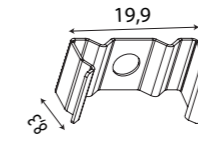
2 m		2 m		2 m	
Perfil+difusor/Profile+diffuser		Perfil+difusor/Profile+diffuser		Perfil+difusor/Profile+diffuser	
2 x 7395		2 x 7396		2 x 7397	
2 x 7398		2 x 7399		2 x 7400	
4 x 7402		4 x 7402		4 x 7401	



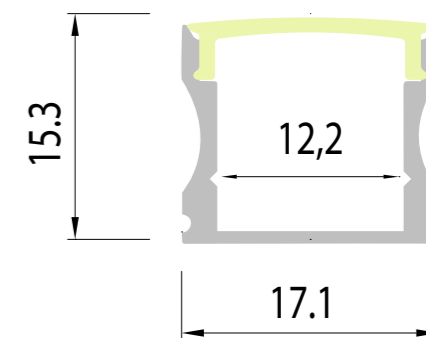
Tapa/End cap



Clip PC transparent



Clip aluminium



Aluminio+PCB/Aluminium+PCB

PERFILES - PROFILES


Perfil empotrado para suelo
LED Strip Profile recessed in ground



8064 Aluminio-Aluminium

Piezas incluidas/Included pieces

2 m

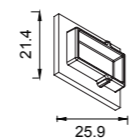
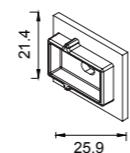
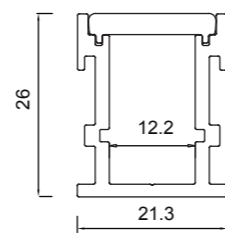


Perfil+difusor/Profile+diffuser

2 x 8065



2 x 8066



Indoor



Aluminio+PCB/Aluminium+PCB

PERFILES - PROFILES

Perfil para esquinas
Profiles for corners

Indoor



7417 Blanco-White

7418 Negro-Black

Piezas incluidas/Included pieces

Piezas incluidas/Included pieces

2 m



2 m



Perfil+difusor/Profile+diffuser

Perfil+difusor/Profile+diffuser

2 x 8060



2 x 8061



2 x 8062



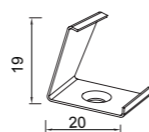
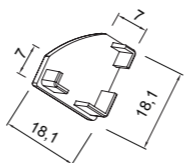
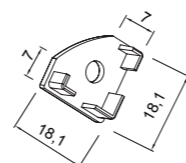
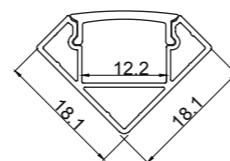
2 x 8063




4 x 7419



4 x 7419




Aluminio+PCB/Aluminium+PCB



PERFILES - PROFILES

Perfil empotrable para tiras led
Recessed profile for led strips




Indoor



8070 Aluminio-Aluminium

Piezas incluidas/Included pieces

2 m

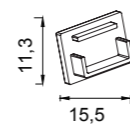
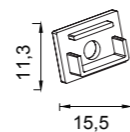
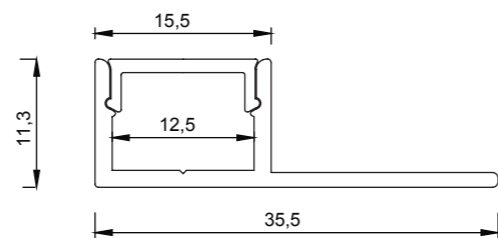


Perfil+difusor/Profile+diffuser

2 x 8071



2 x 8072




Aluminio+PCB/Aluminium+PCB

PERFILES - PROFILES

Perfil empotrable para tiras led
Recessed profile for led strips

Indoor



8067 Aluminio-Aluminium

Piezas incluidas/Included pieces

2 m

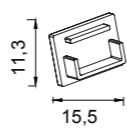
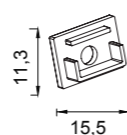
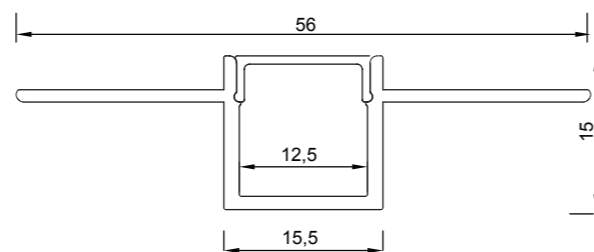


Perfil+difusor/Profile+diffuser

2 x 8068



2 x 8069




Aluminio+PCB/Aluminium+PCB



PERFILES-PROFILES

Perfiles Empotrables para tiras LED
Recessed Profile for LED strips

Indoor



7407 Blanco-White

7408 Negro-Black

7409 Aluminio-Aluminium

Piezas incluidas/Included pieces


Piezas incluidas/Included pieces

Piezas incluidas/Included pieces

2 m



2 m



2 m



Perfil+difusor/Profile+diffuser

Perfil+difusor/Profile+diffuser

Perfil+difusor/Profile+diffuser

2 x 7410



2 x 7411



2 x 7412



2 x 7413



2 x 7414



2 x 7415



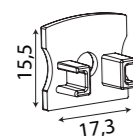
4 x 7416



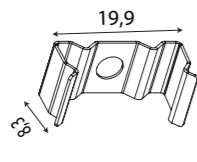
4 x 7416



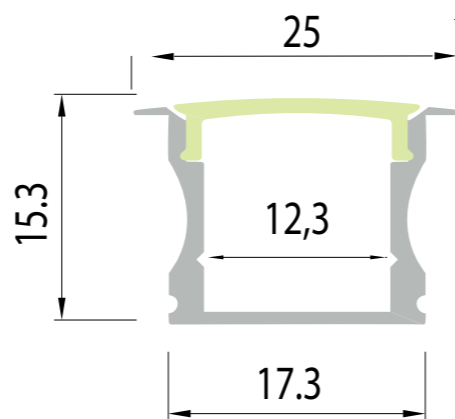
4 x 7416



Tapa/End cap



Clip aluminium



Aluminio+PCB/Aluminium+PCB

ALIMENTADORES-DRIVERS

Tension constante 24v IP67
IP67 24v Constant voltage

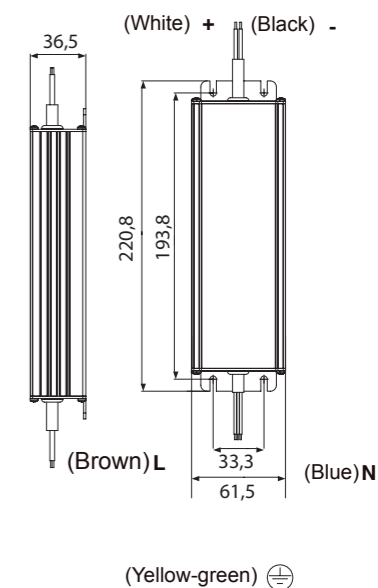
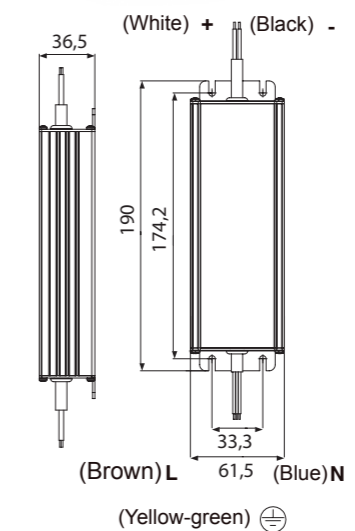
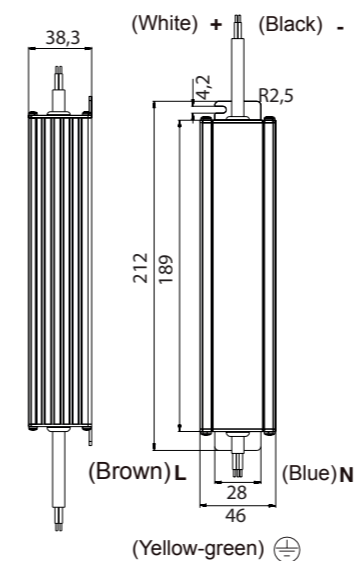
7378



7379



7380



Características técnicas / Technical characteristics

Ref.	Art.-No	Tensión nominal de entrada Nominal input voltage	Rango de potencia en módulo Output power range	Tensión de salida DC Output voltage DC	Corriente de salida máxima Maximum output current	Factor de potencia Power factor	Frecuencia Frequency	Temp. máx. envolvente Max temp.at tc point	Temp. funcionamiento Operating temp.	Protección Protection
		Vac	W	Vdc	A	λ	Hz	tc (°C)	ta (°C)	IP
7378	SPE100-24VLP	200-240V	0-100	24	4.17	$\approx 0,95$	50/60	90°	-20...+60°	67
7379	SPE150-24VLP	200-240V	0-150	24	6.25	$\approx 0,95$	50/60	90°	-20...+60°	67
7380	SPE200-24VLP	200-240V	0-200	24	8.33	$\approx 0,95$	50/60	90°	-20...+60°	67



ALIMENTADORES-DRIVERS

Tension constante 24v
24v Constant voltage



ALIMENTADORES-DRIVERS

Tension constante 24v finos
24v Constant voltage slim



7371

7372

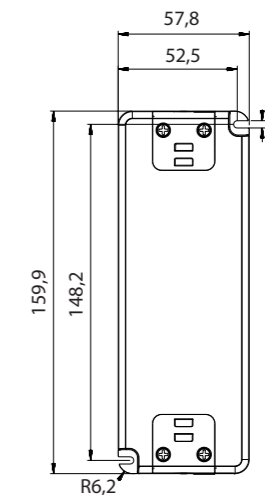
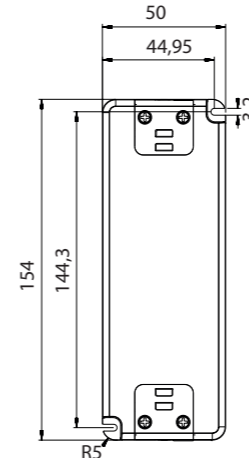
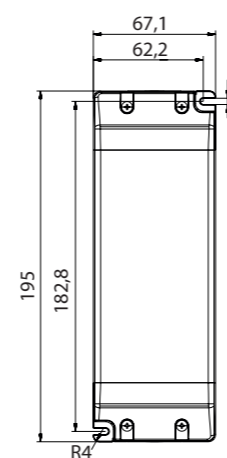
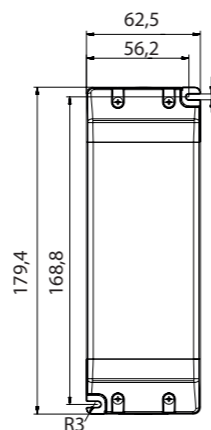
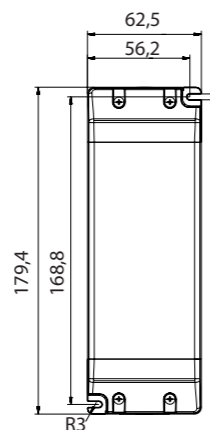
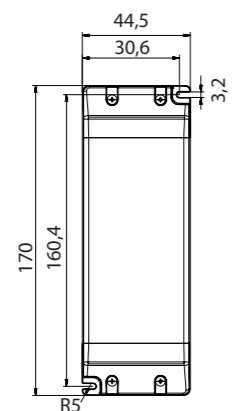
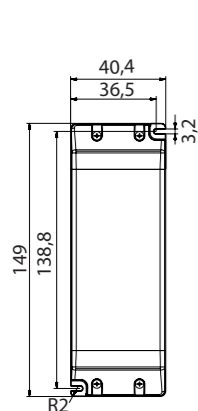
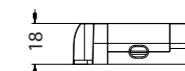
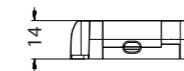
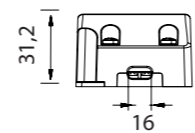
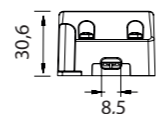
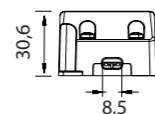
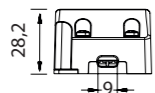
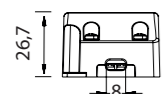
7373

7374

7375

7376

7377



Características técnicas / Technical characteristics

Ref.	Art.-No	Tensión nominal de entrada Nominal input voltage	Rango de potencia en módulo Output power range	Tensión de salida DC Output voltage DC	Corriente de salida máxima Maximum output current	Factor de potencia Power factor	Frecuencia Frequency	Temp. máx envolvente Max temp.at tc point	Temp. funcionamiento Operating temp.	Protección Protection
		Vac	W	Vdc	A	λ	Hz	tc (°C)	ta (°C)	IP
7371	SE30-24VL	200-240V	0-30	24	1.25	$\geq 0,9$	50/60	80°	-20...+45°	20
7372	SE60-24VL	200-240V	0-60	24	2.5	$\geq 0,95$	50/60	90°	-20...+45°	20
7373	SE100-24VL	220-240V	0-100	24	4.17	$\geq 0,95$	50/60	90°	-20...+45°	20
7374	SE150-24VL	220-240V	0-150	24	6.25	$\geq 0,9$	50/60	90°	-20...+45°	20
7375	SNP250-24VL	200-240V	0-250	24	10.4	$\geq 0,95$	50/60	90°	-20...+45°	20

Características técnicas / Technical characteristics

Ref.	Art.-No	Tensión nominal de entrada Nominal input voltage	Rango de potencia en módulo Output power range	Tensión de salida DC Output voltage DC	Corriente de salida máxima Maximum output current	Factor de potencia Power factor	Frecuencia Frequency	Temp. máx envolvente Max temp.at tc point	Temp. funcionamiento Operating temp.	Protección Protection
		Vac	W	Vdc	A	λ	Hz	tc (°C)	ta (°C)	IP
7376	SS30-24VF	220-240V	0-30	24	1.25	$\geq 0,95$	50/60	85°	-20...+45°	20
7377	SS60-24VF	200-240V	0-60	24	2.5	$\geq 0,9$	50/60	80°	-20...+50°	20



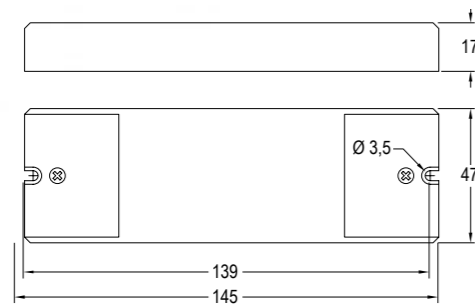
SISTEMAS CONTROL-CONTROL SYSTEMS

Controlador LED DIM-TW
DIM-TW LED Controller



El controlador PRO-DIMTW-C01 permite controlar la iluminación de una tira LED monocolor o de Blanco Dinámico (TW) desde un mando a distancia.

El controlador puede ser sincronizado con hasta 8 mandos a distancia simultáneamente. Cada mando a distancia puede controlar hasta 4 controladores diferentes de manera autónoma



PRO-DIMTW-C01

PRO-DIMTW-C01 can control single colour (1CH) or Tunable White (2CH) LED Strips from an RF remote control.

The controller could be linked with up to 8 remotes at the same time. Each remote can control 4 controllers independently.

Accesorios / Accessories

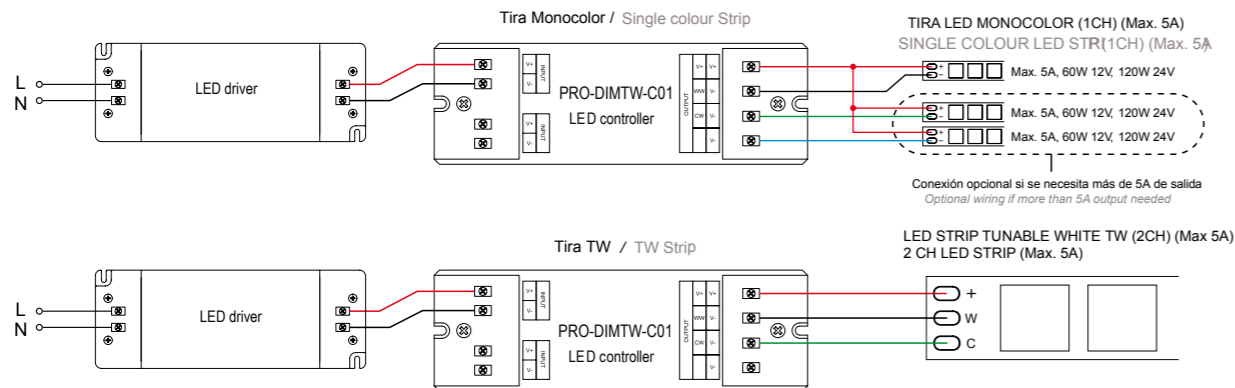
Ref 9955911 PRO-DIM-R01



Esquema de conexión / Connection diagram

Ref.	Tensiones de entrada y salida Input-output Voltage	Tipo de regulación Control signal	Intensidad máx. de salida Max output current	Potencia máx. de salida Max output power	Tipo tira Led Led strip type	Control a través de Tipo Control made by
	V	mA	A	12V 24V		Mando a distancia RF
9955912	12-24	PWM	3 x 5A DIM 2x 5A TW	60W CH 120 W CH	Monocolor (1CH-DIM) TW (2CH)	RF Remote control

Modos de control y funcionamiento / Functions and control modes



SISTEMAS CONTROL-CONTROL SYSTEMS

Mando a distancia DIM Monocolor
DIM Single Colour remote control



El mando PRO-DIM-R01 puede controlar hasta un máximo de 20 receptores.

Permite regular la intensidad de la luz.

Permite controlar hasta 4 zonas independientes.

Cada zona puede ser de uno o más controladores

Permite programar 2 escenas en memoria.

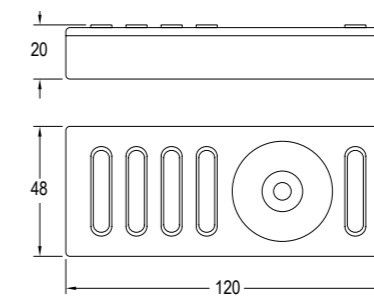
The PRO-DIM-R01 remote control can control a maximum of 20 receivers.

Allows regulation of lighting intensity.

Can control up to 4 independent zones.

Each zone can be with one or more controllers.

Can program 2 saving scenes.



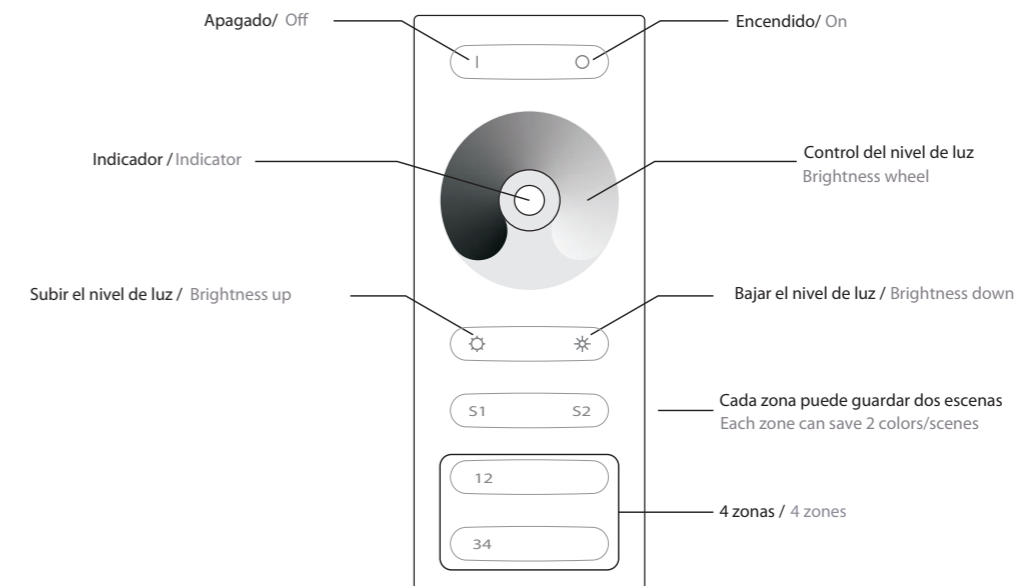
Accesorios / Accessories

Ref 9955912 PRO-DIMTW-C01



Características técnicas / Technical characteristics

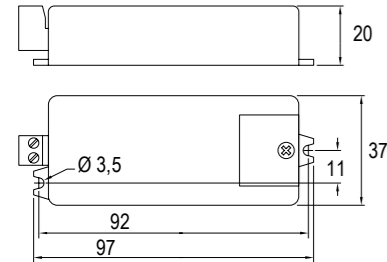
Ref.	Alimentación Power	Frecuencia de operación Operation frequency	Tipo de tira LED LED strip type	Alcance máx. interior (Sin paredes) Max. Range (Without walls)	Compatible con Compatible with
		Mhz		m	
9955911	3xAAA/LR03 1,5V batteries/ pilas	434/869	TW (2CH) DIM / monocolor (1CH)	20	SPU-DIM-C01



SISTEMAS CONTROL-CONTROL SYSTEMS

SPU-DIM-C01

Controlador LED para pulsadores estándar y/o mando a distancia
LED Controller for standard push switch and/or remote control



El controlador SPU-DIM-C01 permite controlar la iluminación de una tira LED monocolor desde un pulsador estándar de cualquier fabricante. Pueden controlarse las tiras LED manteniendo la misma familia de mecanismos que en el resto de la instalación en la que se integre.

También puede controlarse con los mecanismos RF SPU. Son mecanismos sin cables de instalación muy sencilla, pegar o atornillar y que funcionan con pila de 3 años de duración. Permite controlar los LEDs fijando el mecanismo en cualquier superficie.

El controlador puede ser gobernado por varios pulsadores (ver esquema de conexión) y hasta 8 mecanismos RF SPU a la vez. Puede funcionar con los dos sistemas de control de manera simultánea (pulsador conectado por cable y mecanismos RF) o sólo con uno de ellos.

STO-DIM-C01 can control single colour LED strips from a standard push switch from any manufacturer. LED strips can be controlled keeping the same kind of switches as the rest of the installation.

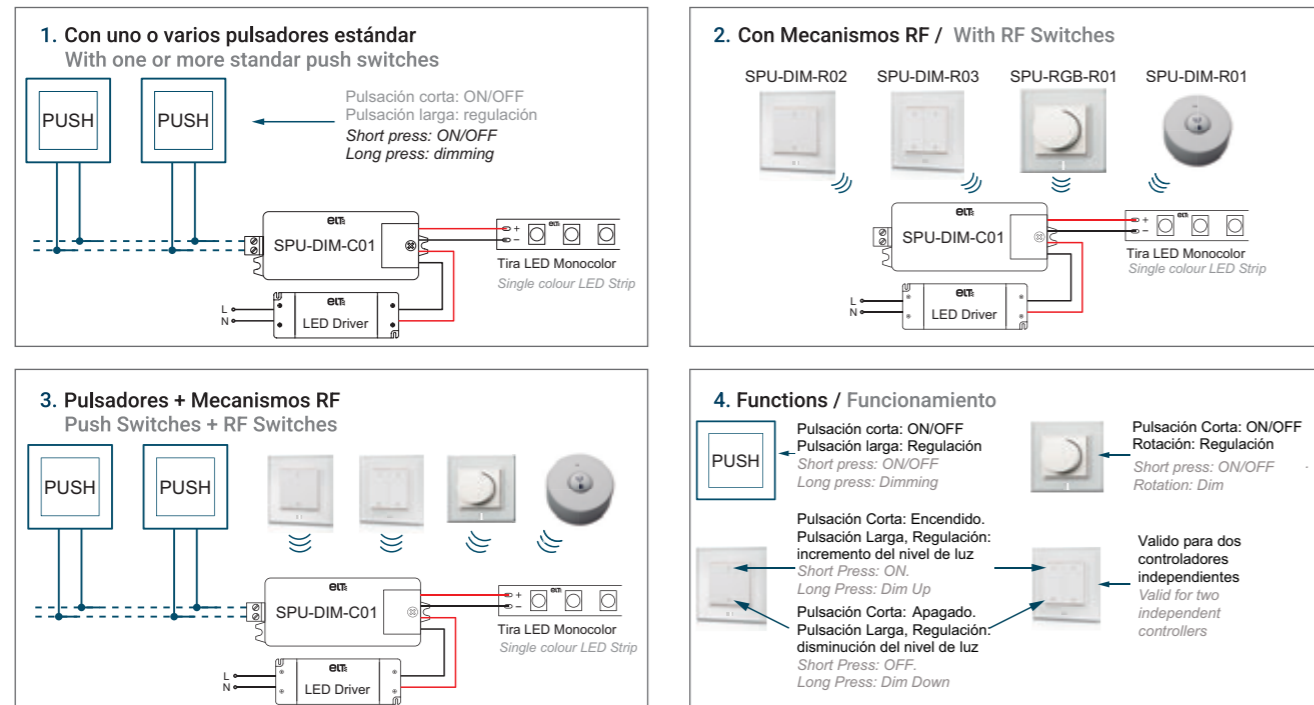
It can also be controlled with the RF SPU switches. These switches are wireless, work with a 3-year-life battery and are very easy to install: just screw or stick in any surface.

Controller can be managed by several push switches (see wiring diagram) and up to 8 RF SPU switches at the same time. It can work with two control systems (standard switches or RF switches) simultaneously or only with one of them.

Características técnicas / Technical characteristics

Ref.	Tensiones de entrada y salida Input-output Voltage	Tipo de regulación Control signal	Intensidad máx. de salida Max output current	Potencia máx. de salida Max output power	Tipo tira Led Led strip type	Control a través de Tipo Control made by
	V	mA	A	12V 24V 36V		Pulsador standard y/o mecanismo RF
9955901	12-24-36	PWM	1x8	96 W 192 W 288 W	MONOC. DIM (1CH)	Standard push switch and/or RF Switch

Modos de control y funcionamiento / Functions and control modes



SISTEMAS CONTROL-CONTROL SYSTEMS

SPU-DIM-R01

Mecanismo RF
RF Switch PUSH SYSTEM

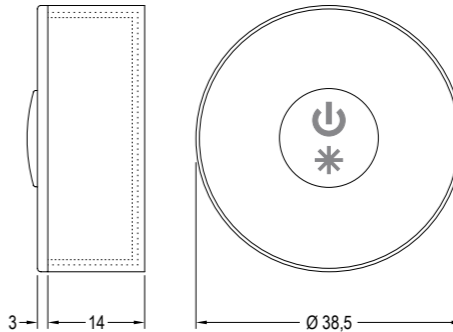


Mecanismo RF pequeño y versátil que permite encender, apagar y regular una instalación de tira LED monocolor.

Puede ser fijado a una pared mediante tornillos o pegado (cinta de doble cara incluida). También lleva un imán para fijarse con facilidad en superficies metálicas.

Su reducido tamaño permite que pueda ser llevado en un bolsillo como mando a distancia. Está alimentado por una pila de tipo CR2025 de larga duración.

Fijación: Tornillos / iman.



Small and versatile RF switch which allows to swithc ON/OFF and dim a single colour LED strip.

Can be easily fixed to a wall with screws or sticked (double side tape included). Also comes with a small magnet to be fixed easily on metallic surfaces.

Its small size allows to take it in a pocket as a remote control. It 's powered with a long life CR2025 battery.

Fixing: Screw / magnet.

Controlador compatible /
Controller compatible with

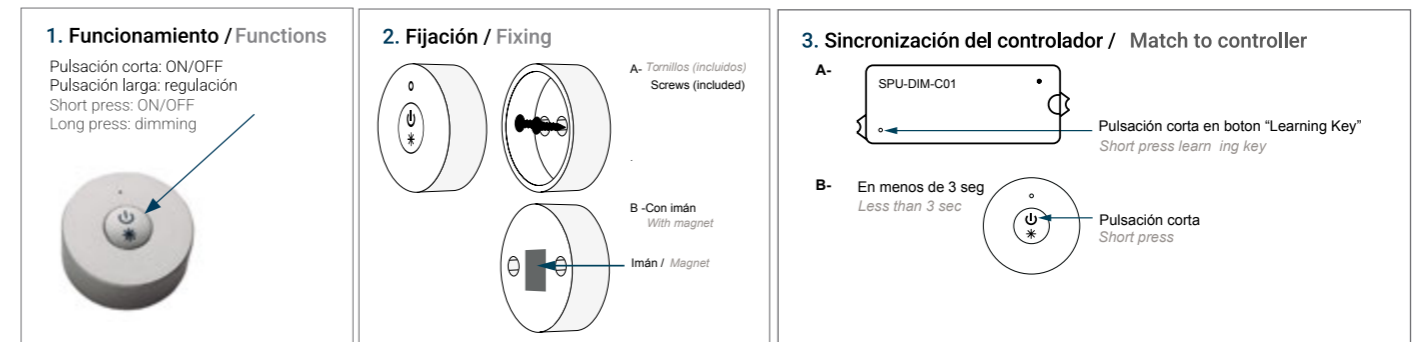
Ref 9955901 SPU-DIM-C01



Características técnicas / Technical characteristics

Ref.	Alimentación Power	Frecuencia de operación Operation frequency	Tipo de tira LED LED strip type	Alcance máx. interior (Sin paredes) Max. Range (Without walls)	Compatible con Compatible with
		Mhz		m	
9955905	CR2025 3V battery / pila	434/869	DIM (1CH)	30	SPU-DIM-C01

Características técnicas / Technical characteristics

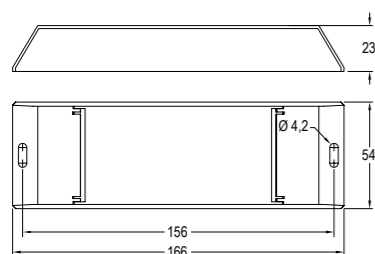


SISTEMAS CONTROL-CONTROL SYSTEMS

Digital dimmer, 1 dirección digital, 4 canales
Digital dimmer, 1 digital address, 4 channels

DAL-MULTI-C02

12-36V DC



Permite la regulación de tiras LED desde cualquier sistema de control compatible con protocolo DALI. Sólo necesita conexión al bus DALI y asignar al controlador la dirección DALI desde la que se hará el control de las tiras.

Control de tiras LED monocolor.

Incluye pantalla y botones para ver y asignar fácilmente la dirección DALI.

El mismo modelo es válido para pilotar de 1 a 4 canales de forma sincronizada. Cada canal de salida tiene una capacidad de 5A.

0-100% rango de regulación según curva.

This device allows to control LED strips from any control system compatible with DALI protocol. Only needs a connexion to the DALI bus and assign the device the DALI address to control the strips.

Control of LED single colour strips.

Includes screen and buttons to see and assign easily the DALI address.

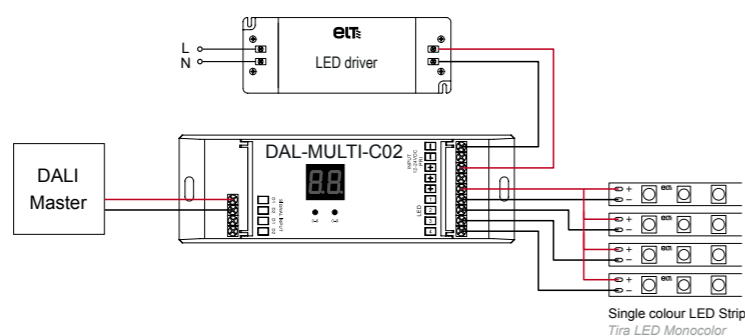
The same model works from 1 to 4 channel synchronously. Each channel has a current output of 5A

0-100% dimming range via logarithmic curve.

Características técnicas / Technical characteristics

Ref.	Tensiones de entrada y salida Input-output Voltage	Tipo de regulación Control signal	Intensidad máx. de salida Max output current	Potencia máx. de salida Max output power	Tipo tira Led Led strip type	Control a través de Tipo Control made by
	Vdc	mA	A	12V 24V 36V		
9955921	12-24-36	PWM	4 ch x 5A	240 W 480 W 720 W (4 x 60) (4 x 120) (4 x 180)	DIM	DALI

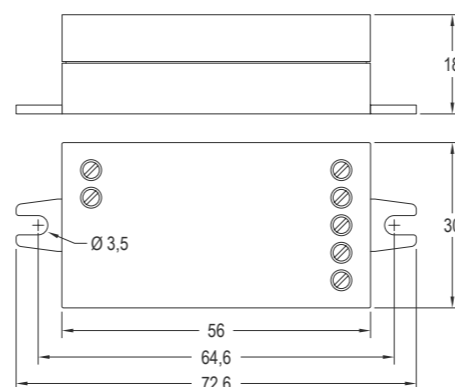
Esquema de conexión / Connection diagram



SISTEMAS CONTROL-CONTROL SYSTEMS

Controlador LED para pulsadores estándar y/o mando a distancia
LED Controller for standard push switch and/or remote control

EBLUE MULTI4



eBLUE MULTI4 es un regulador PWM de cuatro canales controlable por Bluetooth para cargas LED de tensión constante, tales como tiras y módulos LED de tensión constante.

eBLUE MULTI4 puede controlar hasta cuatro canales. La corriente de salida máxima es 6A, la cual puede ser dividida libremente entre 1-4 canales.

Dimensiones muy reducidas para su instalación.

Protegido contra sobretensiones, sobre corriente y cortocircuitos.

Controlable de forma inalámbrica a través de un dispositivo inteligente (smartphones / tablets.) Visual e intuitiva app para smartphones / tablets. Disponible gratuitamente en Apple Store / Google Play. app CASAMBI

Forma automáticamente una rápida y segura red inalámbrica de malla con otras unidades eBLUE (hasta 127 unid / red).

Permite una programación horaria de escenas. Servicio en la nube.

El firmware del dispositivo puede ser actualizado en funcionamiento de manera inalámbrica. Sección máxima en clemas 0,75-1,5 mm².

BLUE MULTI4 is a Bluetooth controllable four channel PWM dimmer for constant voltage LED loads, such as LED strips and constant voltage LED modules.

eBLUE MULTI4 can control up to four channels. The maximum combined output current 6A which can be freely divided between 1-4 CH.

Very small size for easy installation.

Protected against overvoltage, overcurrent and short circuit situations.

Wirelessly controllable with a smart device (smartphone, tablet.) Intuitive and visual app for smartphones / tablets. Available for free on Apple Store / Google Play. CASAMBI

Forms automatically a fast and secure wireless mesh network with other eBLUE devices (up to 127 units / network).

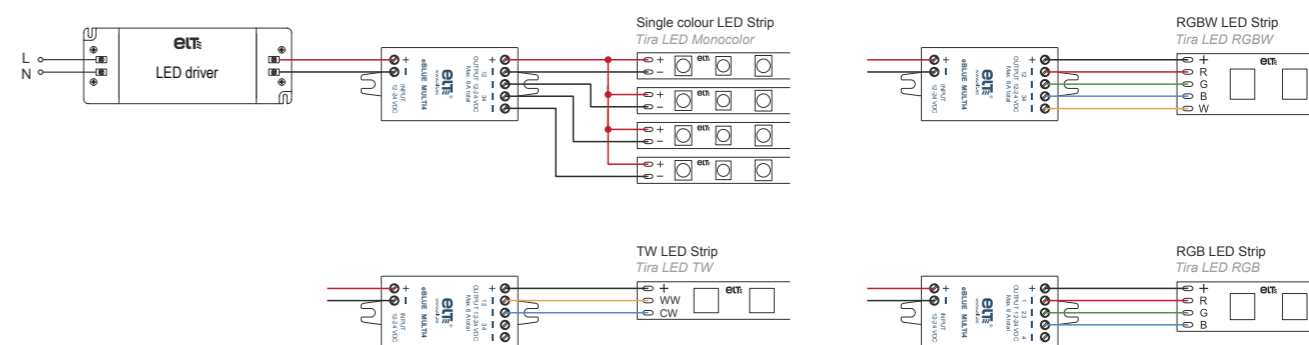
Use timers to turn on and off scene at predefined times.

Cloud service that enhances user experience. Device firmware can be updated over the air. Max terminal section 0.75-1.5 mm²

Características técnicas / Technical characteristics

Ref.	Tensiones de entrada y salida Input-output Voltage	Tipo de regulación Control signal	Intensidad máx. de salida Max output current	Potencia máx. de salida Max output power	Temp. máx. envoltorio Max. temp at tc point	Temp. funcionamiento Operatin temp.	Control a través de Tipo Control made by
	Vdc	mA	A	12V 24V	tc (°)	ta (°)	
9953074	12-24	PWM	6	72 W 144 W	+75	-20...+45	DIM, TW, RGB, RGBW

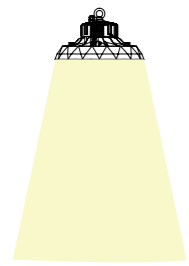
Esquema de conexión / Connection diagram




URANO 150W 4000K

Campanas Led
Ufo bays Led

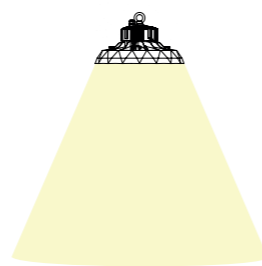
Indoor



7420 60°

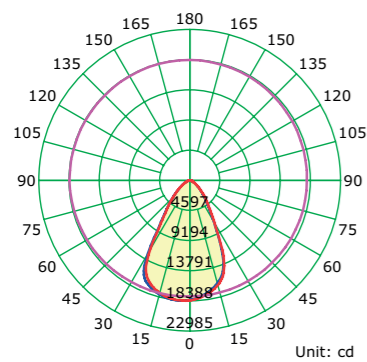


7421 90°



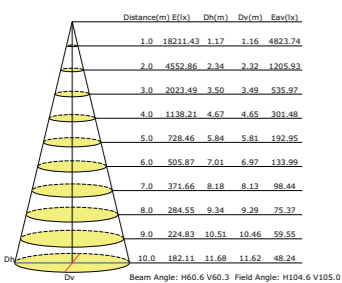
7422 120°

Luminous Intensity Distribution Curve

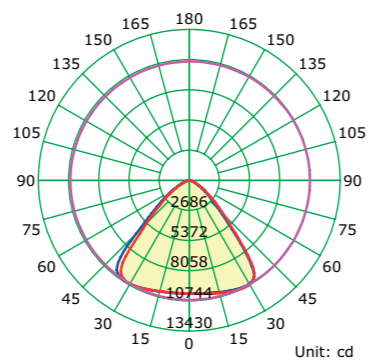


Unit: cd
Average Diffuse Angle(50%): 60.4°
— C0-C180 — C90-C270 — G6

Illuminance at a Distance

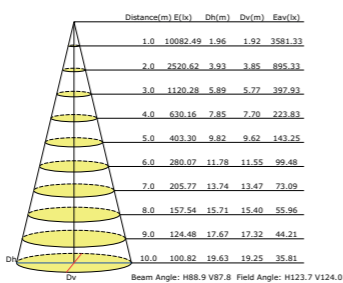


Luminous Intensity Distribution Curve

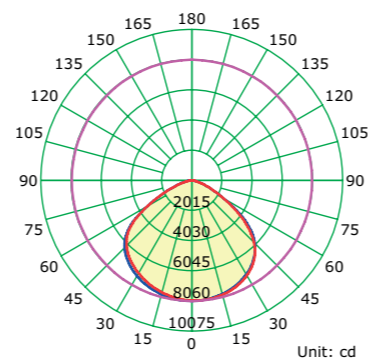


Unit: cd
Average Diffuse Angle(50%): 88.4°
— C0-C180 — C90-C270 — G28

Illuminance at a Distance

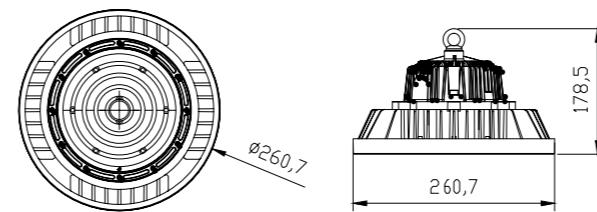
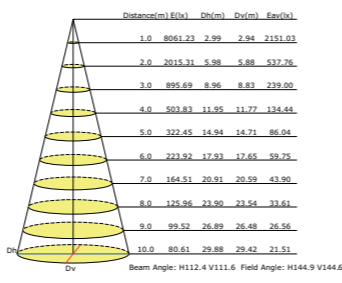


Luminous Intensity Distribution Curve



Unit: cd
Average Diffuse Angle(50%): 112.0°
— C0-C180 — C90-C270 — G0

Illuminance at a Distance



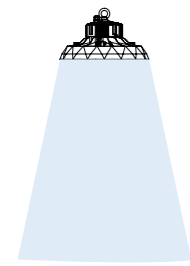
REFERENCE	K	LED WATT	BEAM ANGLE	LUMENS	FINISH
7420	4000K	150W	60°	21000lm	Negro-Black
7421	4000K	150W	90°	21000lm	Negro-Black
7422	4000K	150W	120°	21000lm	Negro-Black
180-260V~ 50/60Hz CRI≥ 80					Aluminio-Aluminium



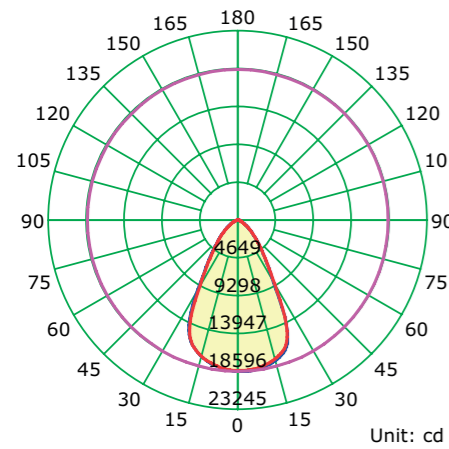
URANO 150W 5000K

Campanas Led
Ufo bays Led

Indoor



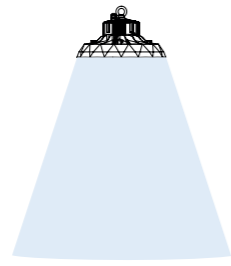
7423 60°



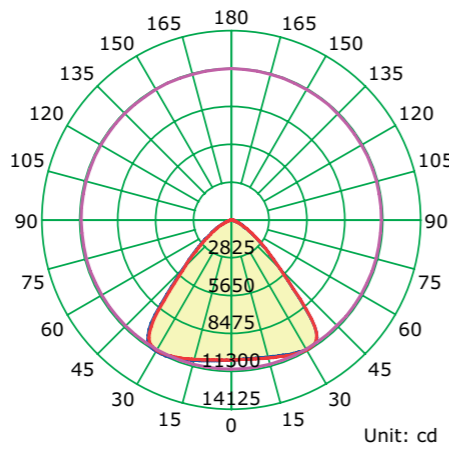
Illuminance at a Distance

Distance(m)	E(lx)	Dh(m)	Dv(m)	Eav(lx)
1.0	18575.60	1.15	1.15	4836.52
2.0	4643.90	2.31	2.31	1209.13
3.0	2063.96	3.46	3.46	537.39
4.0	1166.97	4.62	4.61	302.28
5.0	743.02	5.77	5.76	193.46
6.0	515.99	6.93	6.92	134.35
7.0	379.09	8.08	8.07	98.70
8.0	290.24	9.24	9.22	75.57
9.0	229.33	10.39	10.37	59.71
10.0	185.76	11.55	11.53	48.37

Beam Angle: H60.0 V59.9 Field Angle: H104.9 V104.9



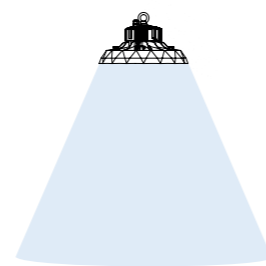
7424 90°



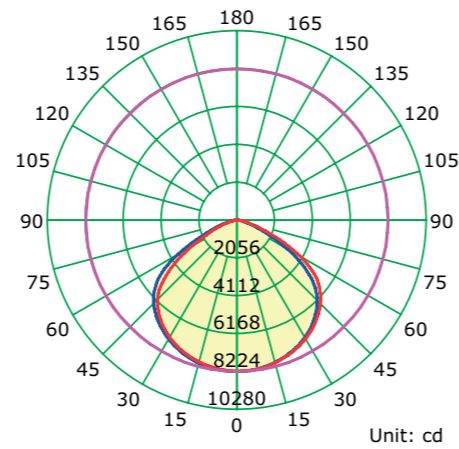
Illuminance at a Distance

Distance(m)	E(lx)	Dh(m)	Dv(m)	Eav(lx)
1.0	10446.65	1.93	1.91	3738.49
2.0	2611.66	3.86	3.82	934.62
3.0	1160.74	5.78	5.74	415.39
4.0	652.92	7.71	7.65	233.66
5.0	417.87	9.64	9.56	149.54
6.0	290.18	11.57	11.47	103.85
7.0	213.20	13.49	13.38	76.30
8.0	163.23	15.42	15.29	58.41
9.0	128.97	17.35	17.21	46.15
10.0	104.47	19.28	19.12	37.38

Beam Angle: H87.9 V87.4 Field Angle: H124.4 V123.5



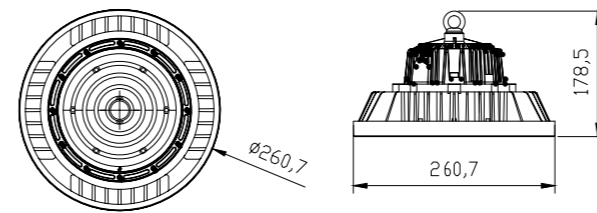
7425 120°



Illuminance at a Distance

Distance(m)	E(lx)	Dh(m)	Dv(m)	Eav(lx)
1.0	8223.57	3.15	3.14	2207.84
2.0	2055.89	6.29	6.28	551.96
3.0	913.73	9.44	9.42	245.32
4.0	513.97	12.59	12.56	137.99
5.0	328.94	15.74	15.69	88.31
6.0	228.43	18.88	18.83	61.33
7.0	167.83	22.03	21.97	45.06
8.0	128.49	25.18	25.11	34.50
9.0	101.53	28.32	28.25	27.26
10.0	82.24	31.47	31.39	22.08

Beam Angle: H115.1 V115.0 Field Angle: H145.5 V145.4




REFERENCE	K	LED WATT	BEAM ANGLE	LUMENS	FINISH
7423	5000K	150W	60°	22500lm	Negro-Black
7424	5000K	150W	90°	22500lm	Negro-Black
7425	5000K	150W	120°	22500lm	Negro-Black
180-260V~ 50/60Hz CRI≥ 80					Aluminio-Aluminium



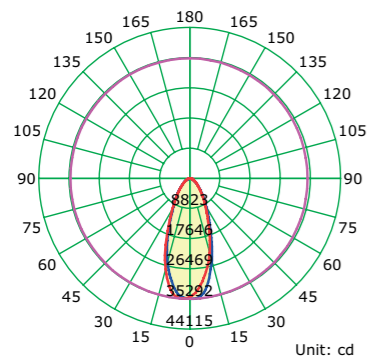
URANO 200W 4000K

Campanas Led
Ufo bays Led




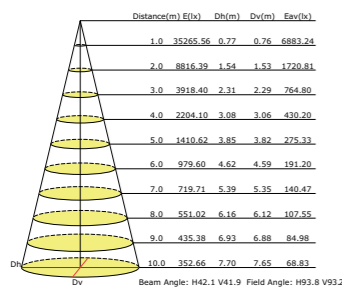
7426 60°

Luminous Intensity Distribution Curve



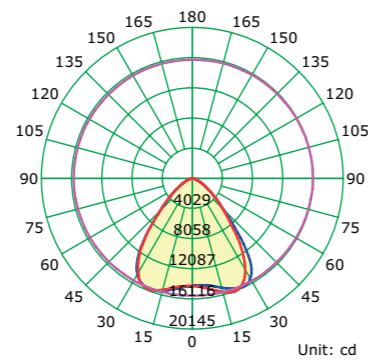
Unit: cd
Average Diffuse Angle(50%): 42.0°
— C0-C180 — C90-C270 — G1

Iluminance at a Distance



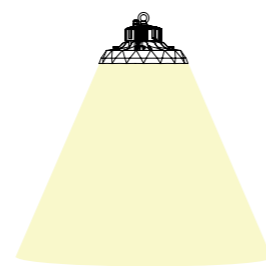
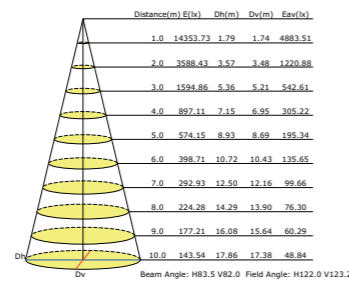
7427 90°

Luminous Intensity Distribution Curve



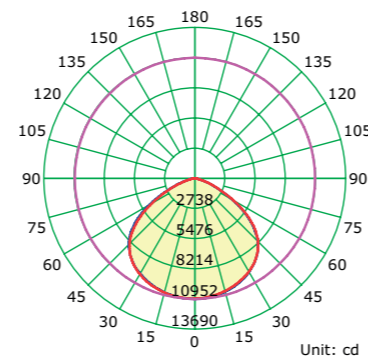
Unit: cd
Average Diffuse Angle(50%): 82.8°
— C0-C180 — C90-C270 — G20

Iluminance at a Distance



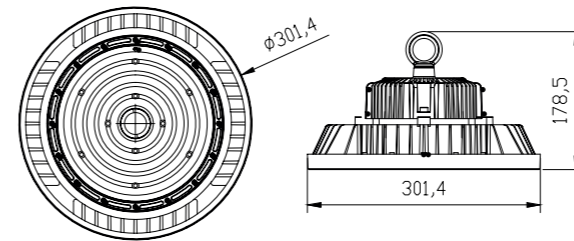
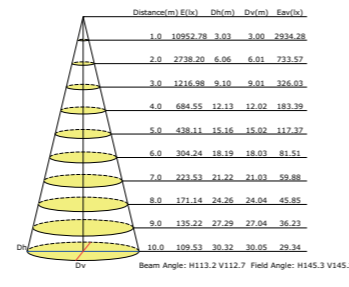
7428 120°

Luminous Intensity Distribution Curve



Unit: cd
Average Diffuse Angle(50%): 112.9°
— C0-C180 — C90-C270 — G0

Iluminance at a Distance

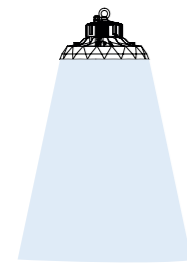


REFERENCE	K	LED WATT	BEAM ANGLE	LUMENS	FINISH
7426	4000K	200W	60°	28000lm	Negro-Black
7427	4000K	200W	90°	28000lm	Negro-Black
7428	4000K	200W	120°	28000lm	Negro-Black
180-260V~ 50/60Hz CRI≥ 80					Aluminio-Aluminium



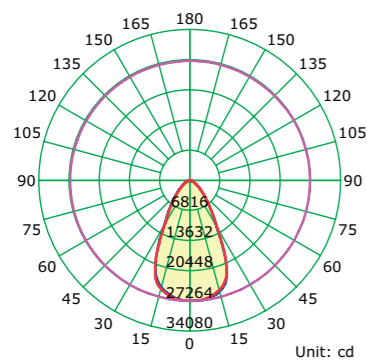
URANO 200W 5000K

Campanas Led
Ufo bays Led



7429 60°

Luminous Intensity Distribution Curve

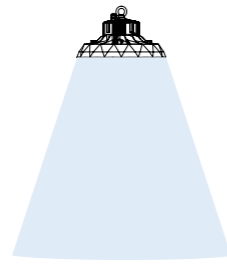
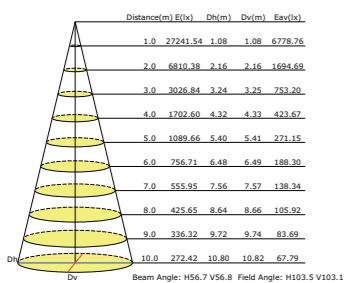


Unit: cd

Average Diffuse Angle(50%): 56.8°

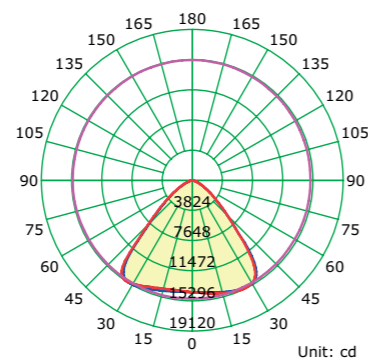
— C0-C180 — C90-C270 — G5

Illuminance at a Distance



7430 90°

Luminous Intensity Distribution Curve

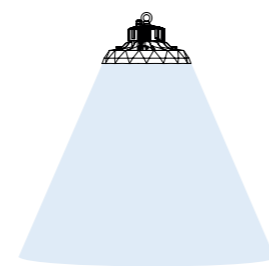
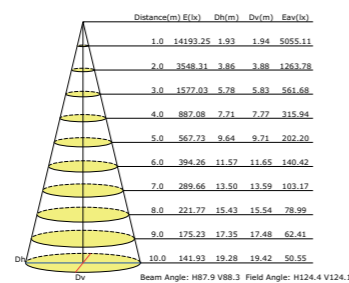


Unit: cd

Average Diffuse Angle(50%): 88.1°

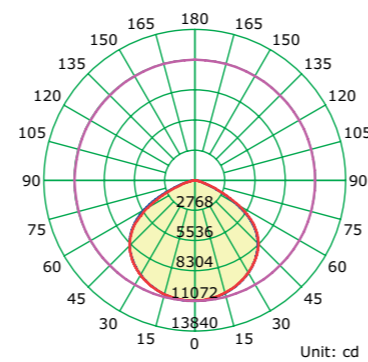
— C0-C180 — C90-C270 — G31

Illuminance at a Distance



7431 120°

Luminous Intensity Distribution Curve

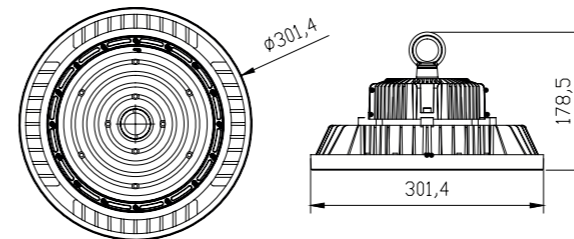
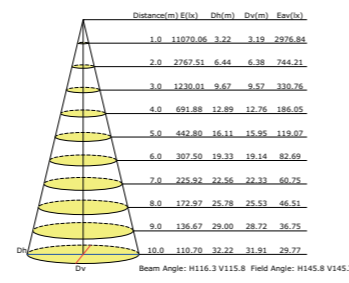


Unit: cd

Average Diffuse Angle(50%): 116.1°


— C0-C180 — C90-C270 — G1

Illuminance at a Distance

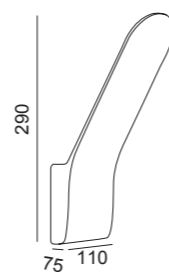


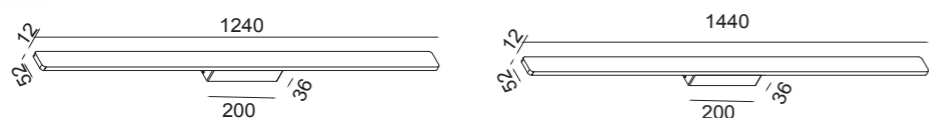
REFERENCE	K	LED WATT	BEAM ANGLE	LUMENS	FINISH
7429	5000K	200W	60°	30000lm	Negro-Black
7430	5000K	200W	90°	30000lm	Negro-Black
7431	5000K	200W	120°	30000lm	Negro-Black
180-260V~ 50/60Hz CRI≥ 80					Aluminio-Aluminium






REFERENCE	K	LED WATT	LUMENS	FINISH
New 8152	3000K	6W	550lm	Blanco-White
New 8153	3000K	6W	550lm	Gris Oscuro-Dark grey
New 8154	3000K	6W	550lm	Negro-Black
220-240V~ 50/60Hz CRI ≥80				Aluminio-Aluminium





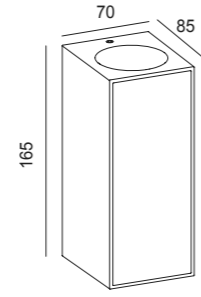
REFERENCE	K	LED WATT	LUMENS	FINISH
New 7990	3000K	20W	1900lm	Blanco-White
New 7991	3000K	20W	1900lm	Gris Oscuro-Dark grey
New 7992	3000K	20W	1900lm	Negro-Black
New 7993	3000K	20W	1900lm	Corten-Corten
New 7994	3000K	24W	2300lm	Blanco-White
New 7995	3000K	24W	2300lm	Gris Oscuro-Dark grey
New 7996	3000K	24W	2300lm	Negro-Black
New 7997	3000K	24W	2300lm	Corten-Corten
220-240V~ 50/60Hz CRI ≥80				Aluminio-Aluminium



BERET

Apliques exterior-Outdoor wall lights

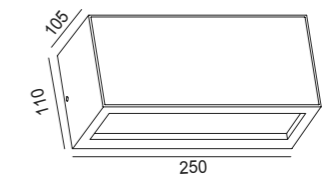
Outdoor



REFERENCE	BULB (No incl)	FINISH
New 7929	2L x GU10	Gris Oscuro/madera-Dark Grey/wood
máx. 10W LED (No incl)	100-240V~ 50/60Hz	Aluminio/Cristal/Madera-Aluminium/Glass/SPC Wood



REFERENCE	BULB NO INCLUDED	FINISH
New 7928	1L x E27	Gris Oscuro/madera-Dark Grey/wood
máx. 15W LED (No incl)	100-240V~ 50/60Hz	Aluminio/PC/Madera-Aluminium/Opal PC/SPC Wood



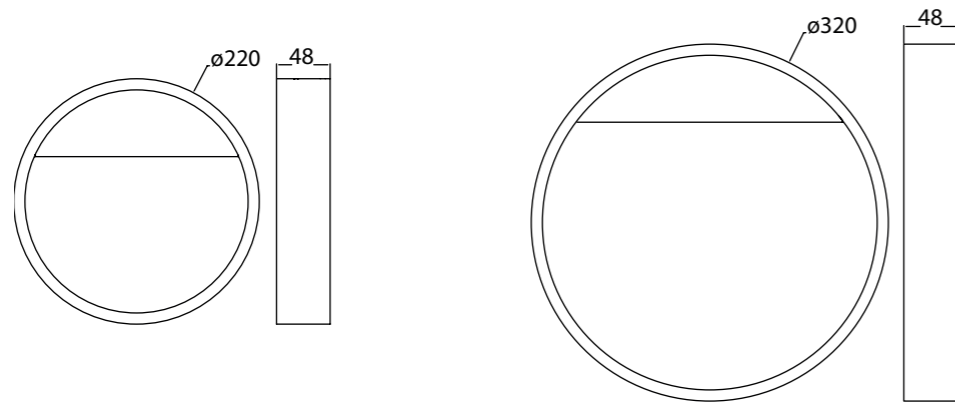


REFERENCE	K	LED WATT	LUMENS	FINISH
6540	3000K	6W	620lm	Gris oscuro-Dark grey
6541	3000K	6W	620lm	Arena blanco-Sand white
New 7813	3000K	8W	830lm	Gris oscuro-Dark grey
New 7814	3000K	8W	830lm	Arena blanco-Sand white
220-240V~ 50/60Hz				Aluminio cristal-Aluminium glass





REFERENCE	K	LED WATT	LUMENS	FINISH
6850	3000K	10W	800lm	Gris + madera-Grey + wood
6851	3000K	12W	960lm	Gris + madera-Grey + wood
110-240V~ 50/60Hz CRI ≥80				Aluminio-Aluminium

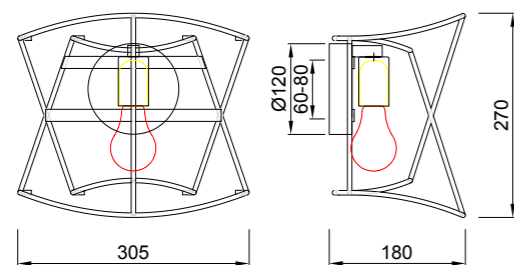


IP65





REFERENCE	BULB NO INCLUDED	FINISH
7133	1L x E27	Beige oscuro-Dark beige
	máx. 20W LED (No incl)	100-240V~ 50/60Hz
Aluminio/fibra textil sintética-Aluminium/synthetic textile fibre		



7131
pág. 372



MAYA

by José Ignacio Ballester


Apliques exterior-Outdoor wall lights

Outdoor

OAMI 005818614-0005



REFERENCE	BULB NO INCLUDED	FINISH
6551	1L x E27	Gris oscuro-Dark grey
6552	1L x E27	Gris oscuro-Dark grey
máx. 20W LED (No incl)		100-240V~ 50/60Hz Aluminio/cristal-Aluminium/glass



6550
pág. 410

6555
pág. 382

6553
pág. 362



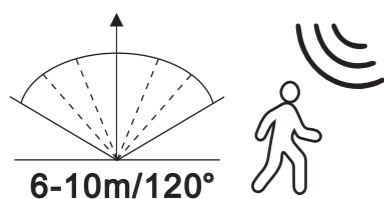
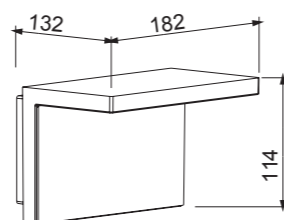
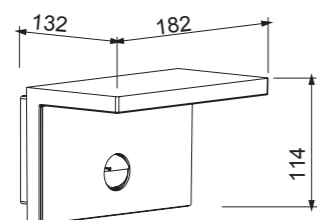


IP54



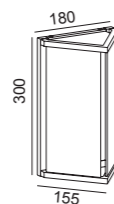
IP65

REFERENCE	K	LED WATT	LUMENS	FINISH	SENSOR	IP
6774	3000K	15W	1120lm	Gris Oscuro/Madera-Dark Grey/Wood	*	54
6770	3000K	13W	980lm	Gris Oscuro/Madera-Dark Grey/Wood		65
		100-240V~ 50/60Hz CRI:≥ 80		Aluminio/PC-Aluminium/PC		

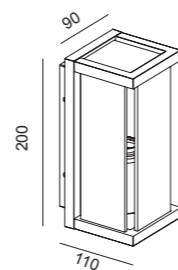




6495



6494



REFERENCE	BULB NO INCLUDED	FINISH
6495	1L x E27	Grafito-Graphite
6494	1L x E27	Grafito-Graphite
máx. 20W LED (No incl)		100-240V~ 50/60Hz Aluminio/cristal-Aluminium/glass



7086
pág. 340



7085
pág. 406



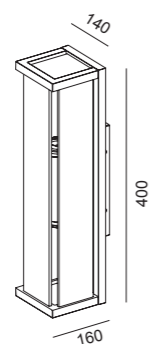
6490
pág. 408



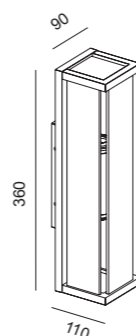
6495



6492



6493



REFERENCE	BULB NO INCLUDED	FINISH
6492	2L x E27	Grafito-Graphite
6493	2L x E27	Grafito-Graphite
máx. 20W LED (No incl)		100-240V - 50/60Hz Aluminio/cristal-Aluminium/glass



TEJA

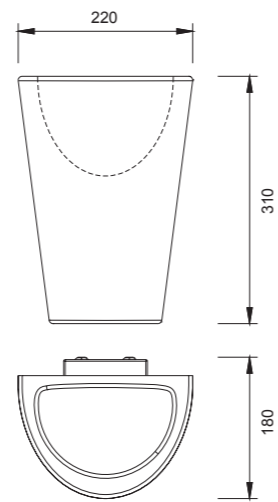
by Santolaria & Lluscà

Apliques exterior-Outdoor wall lights

Outdoor



REFERENCE	BULB NO INCLUDED	FINISH
6508	1L x E27	Blanco-White
	máx. 20W LED (No incl)	100-240V ~ 50/60Hz Polietileno-Polyethylene



OAMI 005818614-0007

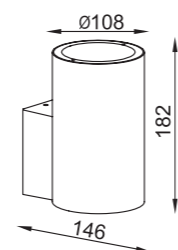
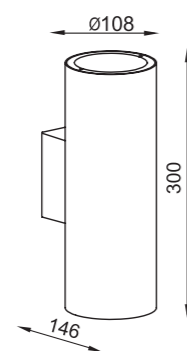


VOLCANO

Apliques exterior-Outdoor wall lights

Outdoor


IP65



REFERENCE	BULB NO INCLUDED	FINISH
6482	2L x E27	Grafito-Graphite
6483	1L x E27	Grafito-Graphite
máx. 20W LED (No incl)		100-240V - 50/60Hz Aluminio/cristal-Aluminium/glass

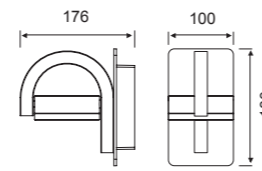


7908
pág. 360



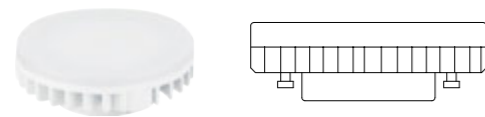


REFERENCE	BULB (No incl)	FINISH
6558	1L x GX53	Gris oscuro-Dark grey
6559	1L x GX53	Blanco-White
máx. 10W LED (No incl)		100-240V~50/60Hz Aluminio-Aluminium





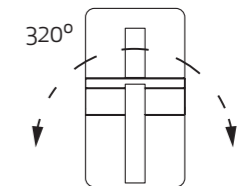
OAMI 005818614-0003

IP54



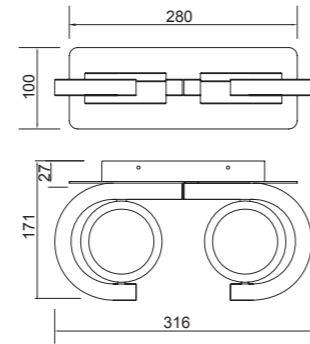

Bombillas recomendadas-Suggested bulbs

REFERENCE	Wattios LED	CCT	Lumens	Ángulo luz
 R09224	9W	3000K	730lm	120°
 R09225	9W	4000K	740lm	120°



Luz orientable-Orientable light







REFERENCE	BULB (No incl)	FINISH
6769	2L x GX53	Gris oscuro-Dark grey
6768	2L x GX53	Blanco-White
máx. 10W LED (No incl)		100-240V~50/60Hz Aluminio-Aluminium



Bombillas recomendadas-Suggested bulbs

REFERENCE	Wattios LED	CCT	Lumens	Ángulo luz
 R09224	9W	3000K	730lm	120°
 R09225	9W	4000K	740lm	120°





7470



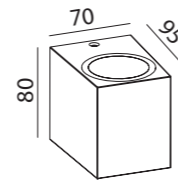
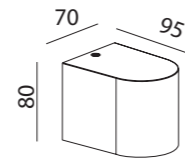
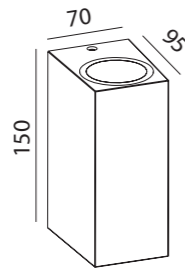
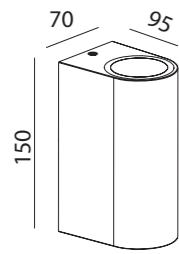
7471



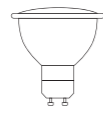
7472



7473




REFERENCE	BULB (No incl)	FINISH
7470	2L x GU10	Corten-Corten
7471	2L x GU10	Corten-Corten
7472	1L x GU10	Corten-Corten
7473	1L x GU10	Corten-Corten
máx. 10W LED (No incl)		100-240V - 50/60Hz Aluminio/Cristal- Aluminium/Glass



Bombillas recomendadas-Suggested bulbs

K	Wat LED	On/Off	Dimmable	Lumens
2700K	7W	R09254	R09257	510lm
3000K	7W	R09255	R09258	540lm
4000K	7W	R09256	R09259	570lm





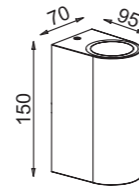
6510



6511



7037



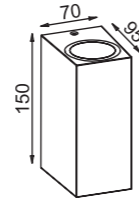
6514



6515



7038



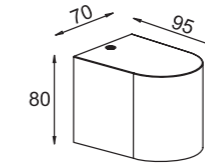
7039



6513



6512



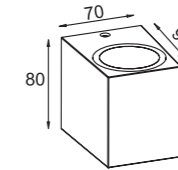
7040



6517

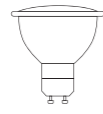


6516



REFERENCE	BULB (No incl)	FINISH
6510	2L x GU10	Gris oscuro-Dark grey
6511	2L x GU10	Blanco-White
7037	2L x GU10	Negro-Black
6514	2L x GU10	Gris oscuro-Dark grey
6515	2L x GU10	Blanco-White
7038	2L x GU10	Negro-Black

máx. 10W LED (No incl) 100-240V~50/60Hz Aluminio/Cristal-Aluminium/Glass



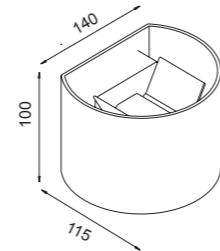
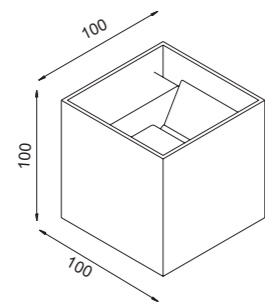






Bombillas recomendadas-Suggested bulbs

K	Wat LED	On/Off	Dimmable	Lumens
2700K	7W	R09254	R09257	510lm
3000K	7W	R09255	R09258	540lm
4000K	7W	R09256	R09259	570lm

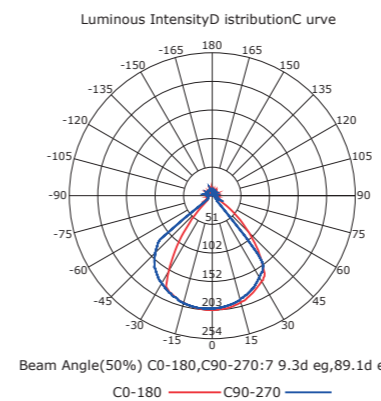
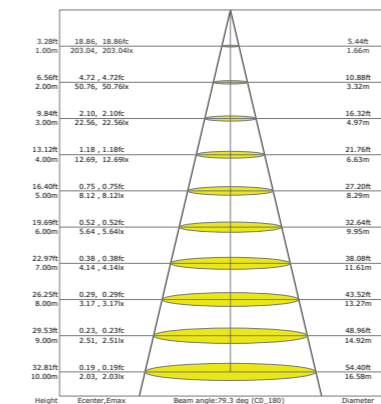
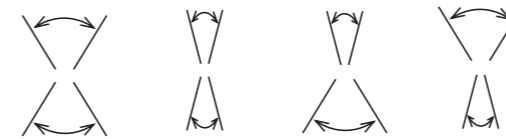
REFERENCE	BULB (No incl)	FINISH
6512	1L x GU10	Gris oscuro-Dark grey
6513	1L x GU10	Blanco-White
7039	1L x GU10	Negro-Black
6516	1L x GU10	Gris oscuro-Dark grey
6517	1L x GU10	Blanco-White
7040	1L x GU10	Negro-Black

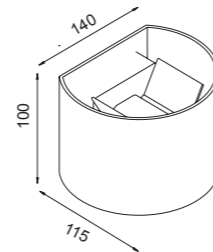
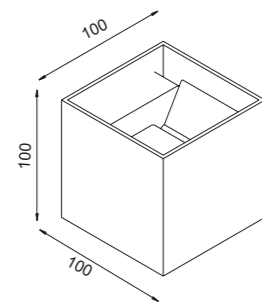

máx. 10W LED (No incl) 100-240V~50/60Hz Aluminio/Cristal-Aluminium/Glass



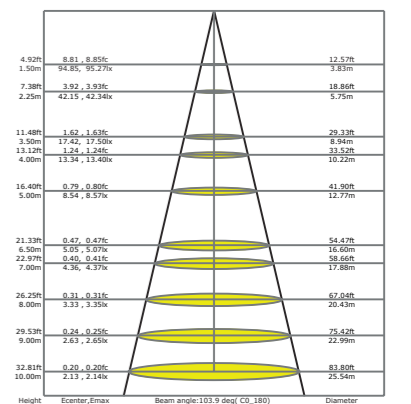
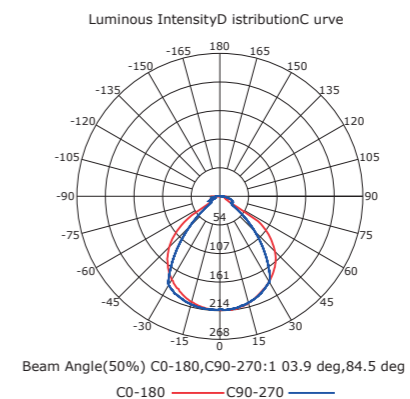
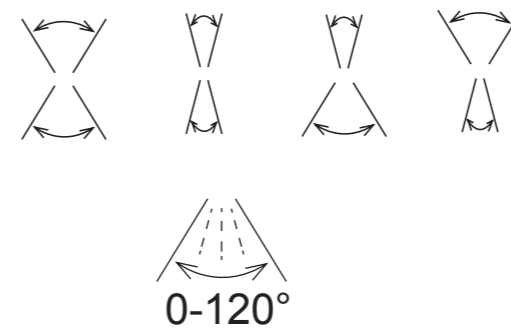


REFERENCE	K	LED WATT	LUMENS	FINISH
6520	3000K	12W	1100lm	Gris oscuro-Dark grey
6521	3000K	12W	1100lm	Blanco arena-Sand white
6524	3000K	12W	1100lm	Negro arena-Sand black
6527	3000K	12W	1100lm	Corten-Corten
6522	3000K	12W	1100lm	Gris oscuro-Dark grey
6523	3000K	12W	1100lm	Blanco arena-Sand white
110-240V~ 50/60Hz CRI ≥80				Aluminio-Aluminium





REFERENCE	K	LED WATT	LUMENS	FINISH
7647	4000K	12W	1100lm	Gris oscuro-Dark grey
7648	4000K	12W	1100lm	Blanco arena-Sand white
7649	4000K	12W	1100lm	Negro arena-Sand black
7650	4000K	12W	1100lm	Corten-Corten
7645	4000K	12W	1100lm	Gris oscuro-Dark grey
7646	4000K	12W	1100lm	Blanco arena-Sand white
220-240V~ 50/60Hz CRI ≥80				Aluminio-Aluminium



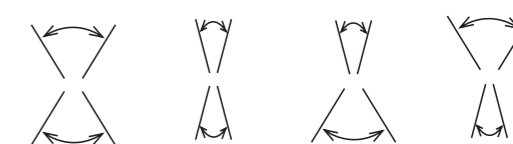
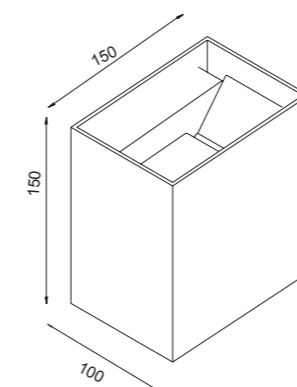
DAVOS XL

Apliques exterior-Outdoor wall lights

Outdoor




REFERENCE	K	LED WATT	LUMENS	FINISH
7435	3000K	20W	1830lm	Gris oscuro-Dark grey
7436	3000K	20W	1830lm	Blanco arena-Sand white
7437	3000K	20W	1830lm	Negro arena-Sand black
7438	3000K	20W	1830lm	Corten-Corten
7651	4000K	20W	1830lm	Gris oscuro-Dark grey
7652	4000K	20W	1830lm	Blanco arena-Sand white
7653	4000K	20W	1830lm	Negro arena-Sand black
7654	4000K	20W	1830lm	Corten-Corten
220-240V ~ 50/60Hz CRI ≥ 80				Aluminio-Aluminium




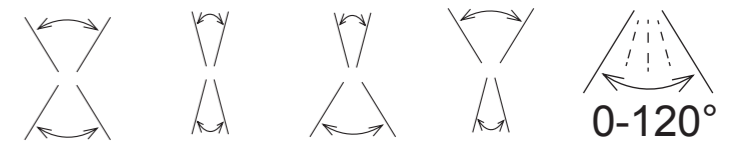
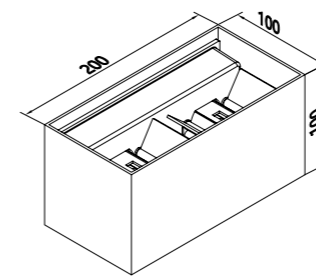
DAVOS DOUBLE 24W

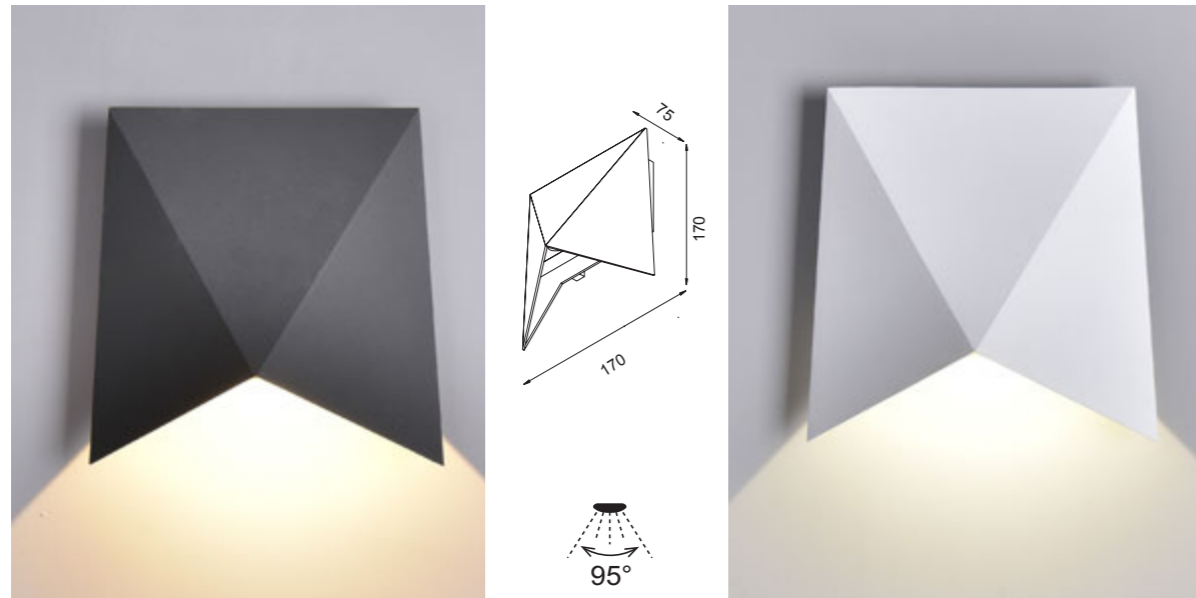
Apliques exterior-Outdoor wall lights

Outdoor



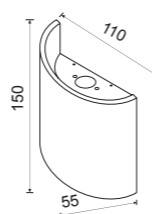


REFERENCE	K	LED WATT	LUMENS	FINISH
New 7815	3000K	4x6W	2200lm	Gris oscuro-Dark grey
New 7816	3000K	4x6W	2200lm	Blanco arena-Sand white
New 7817	3000K	4x6W	2200lm	Negro arena-Sand black
New 7818	3000K	4x6W	2200lm	Corten-Corten
New 7819	4000K	4x6W	2200lm	Gris oscuro-Dark grey
New 7820	4000K	4x6W	2200lm	Blanco arena-Sand white
New 7821	4000K	4x6W	2200lm	Negro arena-Sand black
New 7822	4000K	4x6W	2200lm	Corten-Corten
220-240V~ 50/60Hz				Aluminio-Aluminium





REFERENCE	K	LED WATT	LUMENS	FINISH
6525	3000K	8W	750lm	Gris oscuro-Dark grey
6526	3000K	8W	750lm	Blanco arena-Sand white
220-240V ~ 50/60Hz CRI ≥80				Aluminio-Aluminium





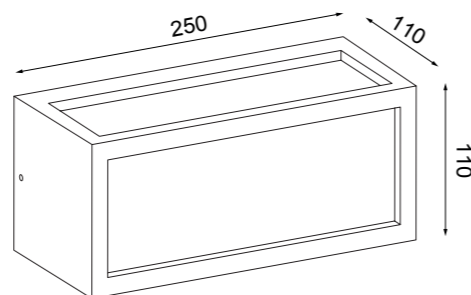

REFERENCE	K	LED WATT	LUMENS	FINISH
6530	3000K	6W	660lm	Gris oscuro-Dark grey
6531	3000K	6W	660lm	Blanco arena-Sand white
220-240V - 5 0/60Hz CRI ≥80				Aluminio-Aluminium





REFERENCE	K	LED WATT	LUMENS	FINISH	
6534	3000K	9.6W	720lm	Gris oscuro-Dark grey	∅ 150
6535	3000K	9.6W	720lm	Blanco-White	∅ 150
6538	3000K	9.6W	720lm	Corten-Corten	∅ 150
6536	3000K	9.6W	720lm	Gris oscuro-Dark grey	150 x 150
6537	3000K	9.6W	720lm	Blanco-White	150 x 150
6539	3000K	9.6W	720lm	Corten-Corten	150 x 150
				Aluminio-Aluminium	





REFERENCE	BULB NO INCLUDED	FINISH
7050	1L x E27	Gris Oscuro-Dark Grey
7051	1L x E27	Blanco-White
7052	1L x E27	Corten-Corten
máx. 20W LED (No incl)		100-240V ~ 50/60Hz Aluminio-Aluminium



IP65



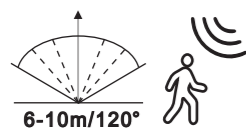
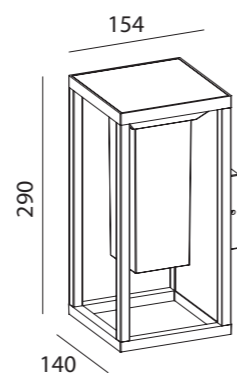
Outdoor



IP54



PIR sensor
A:120°
D:≤6m



Charge: 6-8h (Sunshine)
Work time: Full light 3h / Micro light 25h



6495
pág. 308




7085
pág. 406



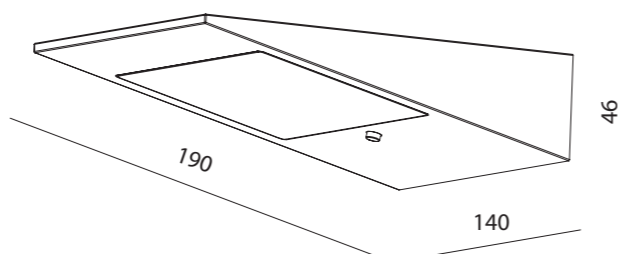
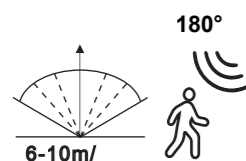
6490
pág. 408

REFERENCE	K	LED WATT	LUMENS	FINISH
7086	3000K	2,2W	188lm	Grafito-Graphite
		DC 3.7V CRI≥ 80	Aluminio-Aluminium	





PIR sensor
A:180°
D:≤6m



Charge: 6-8h (Sunshine)
Work time :Full light 3h / Micro light 25h



REFERENCE	K	LED WATT	LUMENS	FINISH
7098	3000K	2,2W	188lm	Grafito-Graphite
			DC 3.7V CRI≥ 80	Aluminio-Aluminium

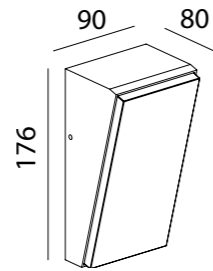


IP54

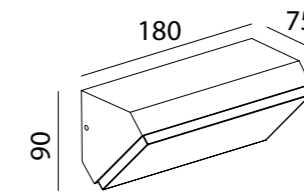
SOLDEN

Apliques exterior-Outdoor wall lights

Outdoor

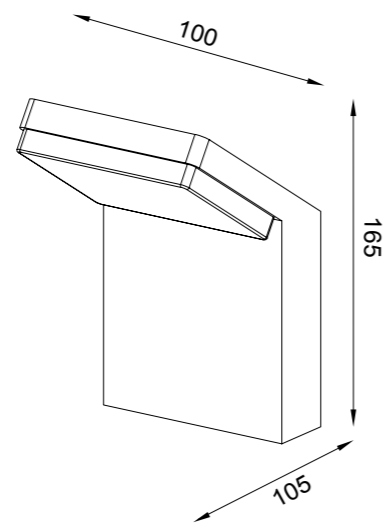



REFERENCE	K	LED WATT	LUMENS	FINISH
7072	3000K	9W	762lm	Gris oscuro-Dark grey
7073	3000K	9W	762lm	Blanco-White
		100-240V~ 50/60Hz CRI≥ 80		Aluminio/PC-Aluminium/PC



REFERENCE	K	LED WATT	LUMENS	FINISH
7070	3000K	9W	773lm	Gris oscuro-Dark grey
7071	3000K	9W	773lm	Blanco-White
		100-240V~ 50/60Hz CRI≥ 80		Aluminio/PC-Aluminium/PC

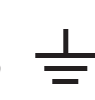



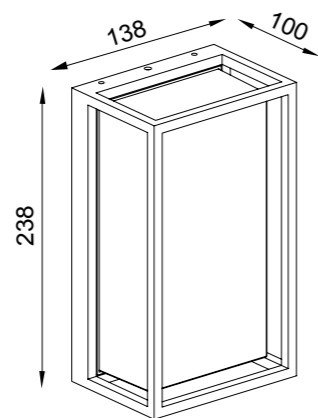


REFERENCE	K	LED WATT	LUMENS	FINISH
7045	3000K	6W	510lm	Gris oscuro-Dark grey
7046	3000K	6W	510lm	Blanco-White
		220-240V~ 50/60Hz CRI≥ 80		Aluminio/PC-Aluminium/PC



8151
pág. 416





REFERENCE	K	LED WATT	LUMENS	FINISH
7062	3000K	9W	725lm	Gris oscuro-Dark grey
7063	3000K	9W	725lm	Blanco-White
		220-240V~ 50/60Hz CRI≥ 80		Aluminio/PC-Aluminium/PC

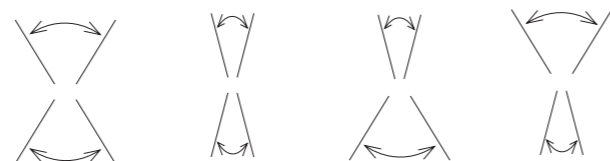
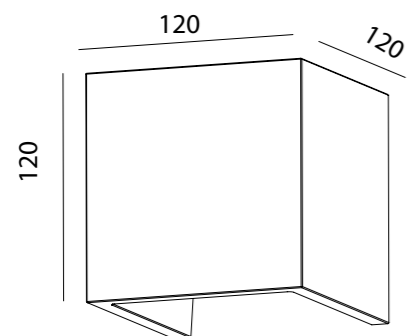


7060
pág. 366



IP65

DRIVER
TÜV

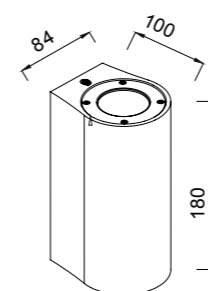
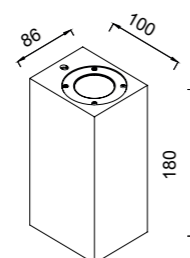


REFERENCE	K	LED WATT	LUMENS	FINISH
7108	3000K	12W	1100lm	Gris Piedra-Stone Grey
7109	3000K	12W	1100lm	Blanco-White
		220-240V~ 50/60Hz	Cemento liso-Smooth cement	



7501
pág. 420





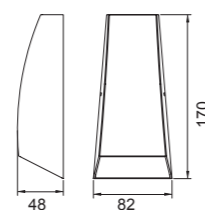
REFERENCE	BULB NO INCLUDED	FINISH
7182	2L x GU10	Blanco-White
7183	2L x GU10	Gris oscuro-Dark grey
	máx. 12W LED (No incl)	100-240V~ 50/60Hz Hormigón-Concrete

REFERENCE	BULB NO INCLUDED	FINISH
7180	2L x GU10	Blanco-White
7181	2L x GU10	Gris oscuro-Dark grey
	máx. 12W LED (No incl)	100-240V~ 50/60Hz Hormigón-Concrete



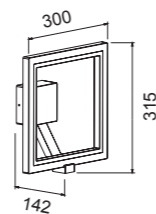

7187
pág. 370



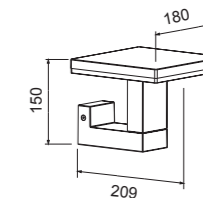
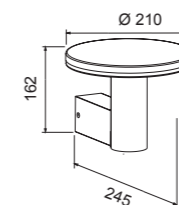


REFERENCE	K	LED WATT	LUMENS	FINISH
6542	3000K	6W	420lm	Gris oscuro-Dark grey
6543	3000K	6W	420lm	Blanco arenado-Sand white
220-240V~ 50/60Hz				Aluminio-Aluminium





REFERENCE	K	LED WATT	LUMENS	FINISH
6470	3000K	10W	700lm	Gris oscuro-Dark grey
		100-240V ~ 50/60Hz		Aluminio /PC- Aluminium/PC



REFERENCE	K	LED WATT	LUMENS	FINISH
6496	3000K	10W	700lm	Gris oscuro-Dark grey
6497	3000K	10W	700lm	Gris oscuro-Dark grey
		100-240V ~ 50/60Hz		Aluminio /PC- Aluminium/PC



6498
pág. 422

KANDANCHÚ


Plafón exterior-Outdoor ceiling lamp

Outdoor

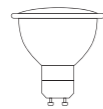
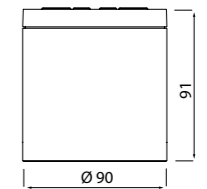
Plafón exterior-Ceiling lamp outdoor



REFERENCE	BULB NO INCLUDED	FINISH
New 7900	GU10	Blanco-White
New 7901	GU10	Gris oscuro-Dark grey
New 7902	GU10	Negro-Black
New 7903	GU10	Corten-Corten
1x GU10 máx.10W		100-240V~ 50/60Hz Aluminio/Cristal-Aluminium/Glass



REFERENCE	BULB NO INCLUDED	FINISH
New 7904	GU10	Blanco-White
New 7905	GU10	Gris oscuro-Dark grey
New 7906	GU10	Negro-Black
New 7907	GU10	Corten-Corten
1x GU10 máx.10W		100-240V~ 50/60Hz Aluminio/Cristal-Aluminium/Glass



Bombillas recomendadas-Suggested bulbs

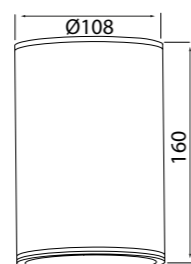
K	Wat LED	On/Off	Dimmable	Lumens
2700K	7W	R09254	R09257	510lm
3000K	7W	R09255	R09258	540lm
4000K	7W	R09256	R09259	570lm



VOLCANO

Plafón exterior-Outdoor ceiling lamp

Outdoor



REFERENCE	BULB NO INCLUDED	FINISH
New 7908	E27	Gris Oscuro-Dark Grey
	1x E27 máx.20W	100-240V - 50/60Hz Aluminio/Cristal-Aluminium/Glass



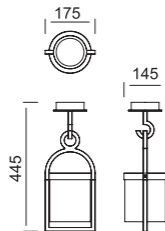
Bombillas recomendadas-Suggested bulbs

REFERENCE	Wattios LED	CCT	Lumens	Ángulo luz
R09133	10W	3000K	1050lm	320°
R09215	10W	4000K	1080lm	320°
R09134	10W	5000K	1100lm	320°
R09139	14W	3000K	1460lm	240°
R09140	14W	4000K	1510lm	240°

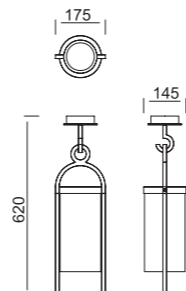




6553



6554



REFERENCE	BULB NO INCLUDED	FINISH
6553	1L x E27	Gris oscuro-Dark grey
6554	1L x E27	Gris oscuro-Dark grey
máx. 20W LED (No incl)		100-240V~ 50/60Hz Aluminio/cristal-Aluminium/glass



6550
pág. 410

6555
pág. 382

6551
pág. 304

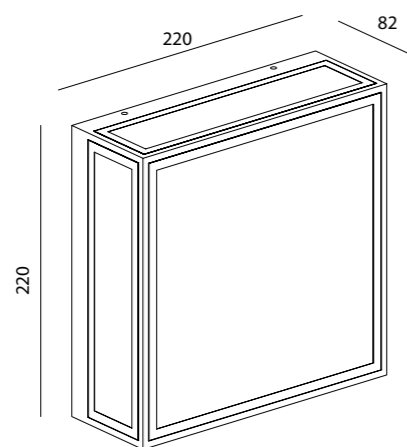




7065

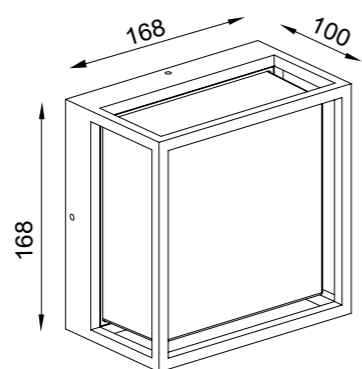


7066



REFERENCE	BULB NO INCLUDED	FINISH
7065	2L x E27	Gris oscuro-Dark grey
7066	2L x E27	Gris oscuro-Dark grey
máx. 20W LED (No incl)		100-240V~ 50/60Hz Aluminio/cristal-Aluminium/glass





REFERENCE	K	LED WATT	LUMENS	FINISH
7060	3000K	9W	725lm	Gris oscuro-Dark grey
7061	3000K	9W	725lm	Blanco-White
		220-240V~ 50/60Hz	Aluminio/PC-Aluminium/PC	



7062
pág. 348

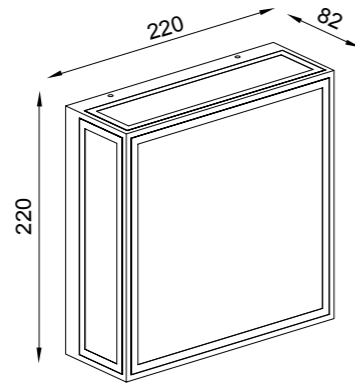


BACHELOR

Plafón/aplique exterior-Outdoor ceiling/wall lamp

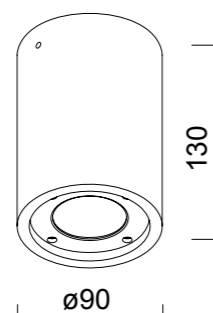
Outdoor

IP65

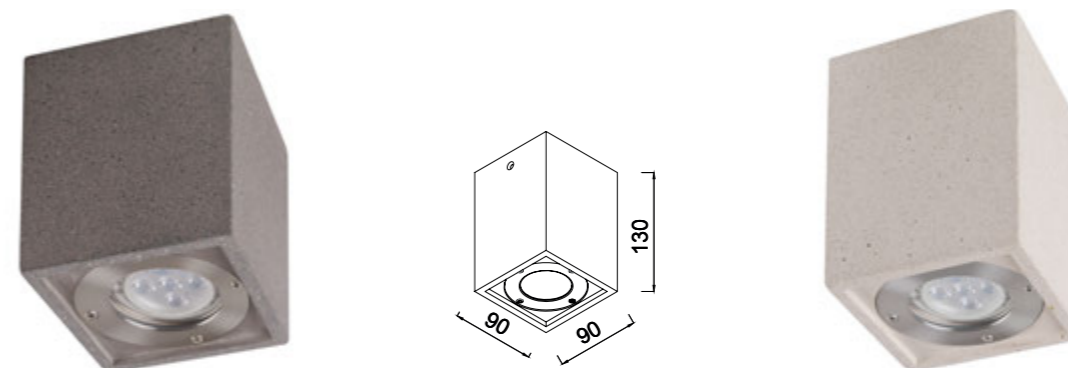


REFERENCE	K	LED WATT	LUMENS	FINISH
7055	3000K	14W	1180lm	Gris oscuro-Dark grey
7056	3000K	14W	1180lm	Blanco-White
		100-240V~ 50/60Hz CRI≥ 80		Aluminio/Cristal-Aluminium/Glass





REFERENCE	BULB NO INCLUDED	FINISH
7184	1L x GU10	Blanco-White
7185	1L x GU10	Gris oscuro-Dark grey
máx. 12W LED (No incl)		100-240V~ 50/60Hz Hormigón-Concrete




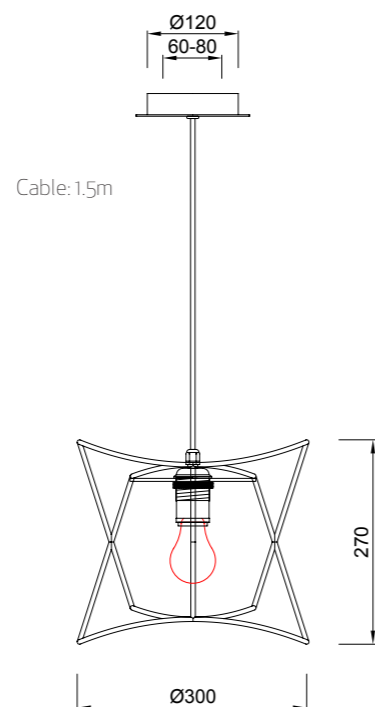

REFERENCE	BULB NO INCLUDED	FINISH
7186	1L x GU10	Blanco-White
7187	1L x GU10	Gris oscuro-Dark grey
máx. 12W LED (No incl)		100-240V~ 50/60Hz Hormigón-Concrete



7181
pág. 352



POLINESIA
By Santiago Sevillano



7133
pág. 302

REFERENCE	BULB NO INCLUDED	FINISH
7131	1L x E27	Beige oscuro-Dark beige
máx. 20W LED (No incl) 100-240V~ 50/60Hz Aluminio/fibra textil sintética-Aluminium/synthetic textile fibre		

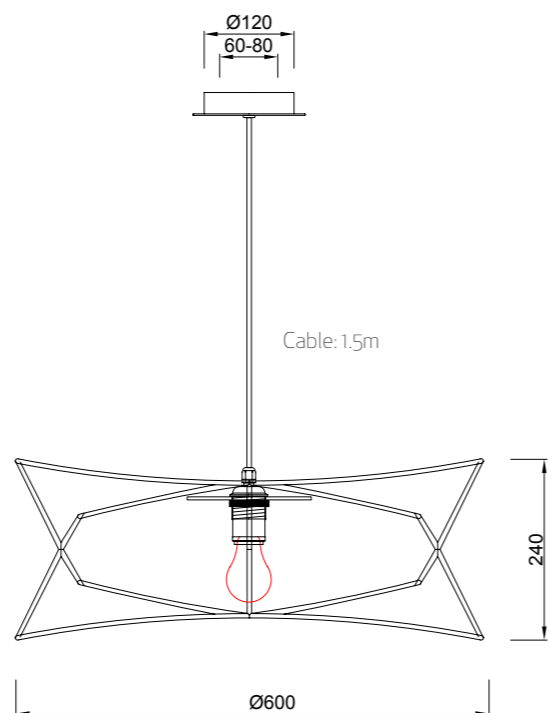


IP44

Registered N° 007663331-0007

POLINESIA

By Santiago Sevillano



7133
pág. 302

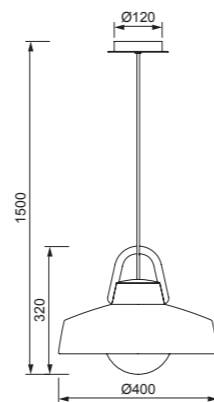
REFERENCE	BULB NOT INCLUDED	FINISH
7130	1L x E27	Beige oscuro-Dark beige
máx. 20W LED (No incl) 100-240V~ 50/60Hz Aluminio/fibra textil sintética-Aluminium/synthetic textile fibre		



IP44

KINKÉ

By Santolaria & Llusçà



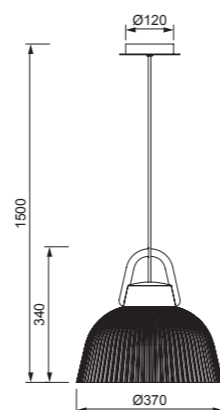
IP44



REFERENCE	BULB NO INCLUDED	FINISH
6212	1L x E27	Blanco/Gris antracita-White/Gray Anthracite
	máx. 20W LED (No incl)	100-240V~ 50/60Hz ABS/PE/Aluminium

OAMI 004721413-023/024/025



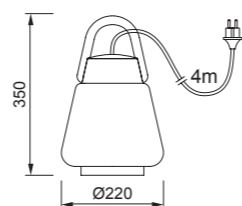


REFERENCE	BULB NO INCLUDED	FINISH
6211	1L x E27	Blanco/Gris antracita-White/Gray Anthracite
	máx. 20W LED (No incl)	100-240V~ 50/60Hz ABS/PE/Aluminium

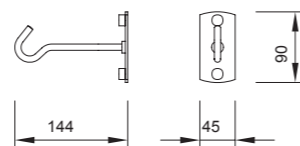
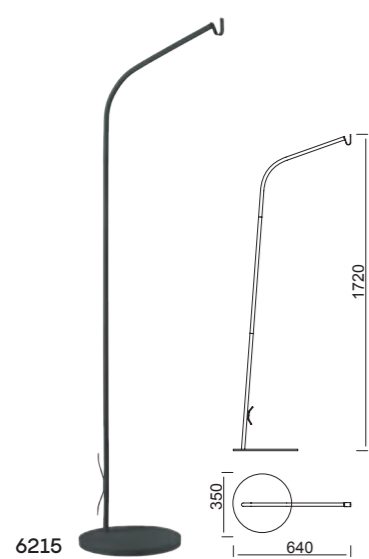


KINKÉ

Santolaria & Llusçà



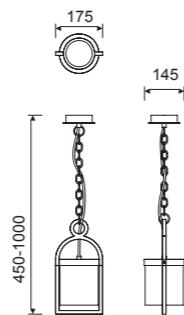
REFERENCE	BULB NO INCLUDED	FINISH
6213	1L x E27	Blanco/Gris antracita-White/Gray Anthracite
	máx. 20W LED (No incl)	100-240V~ 50/60Hz ABS/PE/Aluminium



REFERENCE	FINISH
6215	Peana-Base Gris antracita/Gray Anthracite
6214	Gancho-Hook Gris antracita/Gray Anthracite
6218	Peana-Base Acero Inoxidable-Base mármol negro Stainless Steel-Black marble base

OAMI 004721413-023/024/025





REFERENCE	BULB NO INCLUDED	FINISH
6555	1L x E27	Gris oscuro-Dark grey
	máx. 20W LED (No incl)	100-240V ~ 50/60Hz Aluminio/cristal-Aluminium/glass



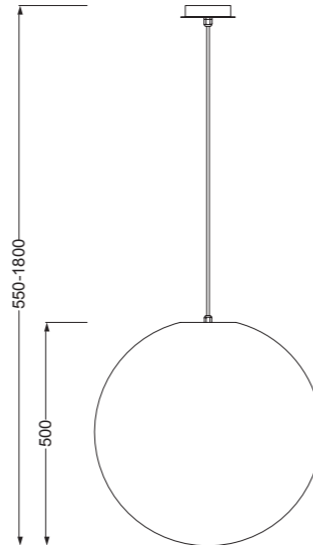
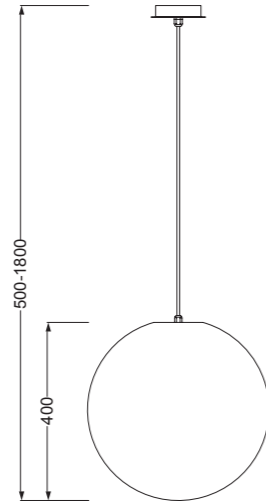
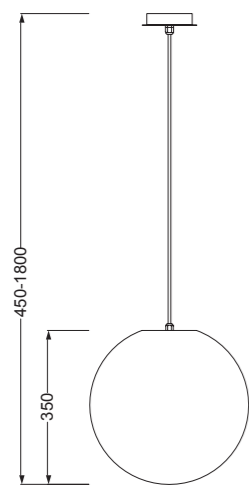
AVORIAZ



IP44



REFERENCE	BULB NO INCLUDED	FINISH	
1397	1L x E27	Blanco-White	ø350
1398	1L x E27	Blanco-White	ø400
1399	1L x E27	Blanco-White	ø500
máx. 20W LED (No incl)		PE / ABS / Aluminio-PE / ABS / Aluminium	



1388
pág. 428

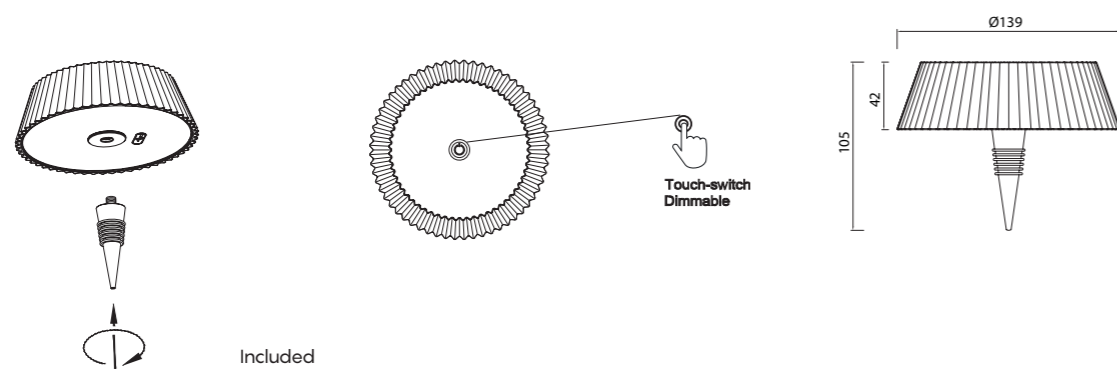


NOT INCLUDED

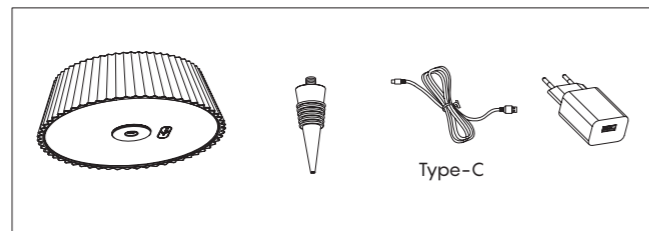
IP44



REFERENCE	K	LED WATT	LUMENS	FINISH
New 7930	3000K	2W	180lm	Blanco-White
New 7931	3000K	2W	180lm	Negro-Black
New 7932	3000K	2W	180lm	Corten-Corten
DC 5V / 1A				Aluminio-Aluminium

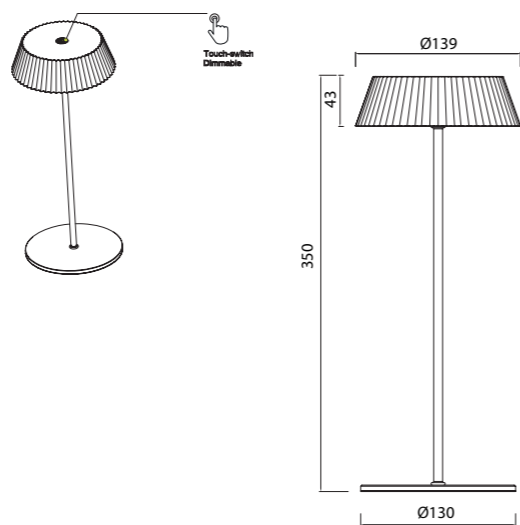



Included

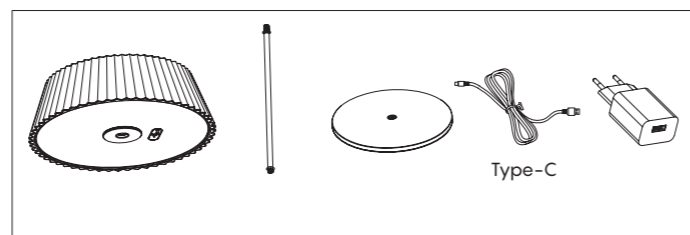




	REFERENCE	K	LED WATT	LUMENS	FINISH
New	7933	3000K	2W	180lm	Blanco-White
New	7934	3000K	2W	180lm	Negro-Black
New	7935	3000K	2W	180lm	Corten-Corten
			DC 5V / 1A	Aluminio-Aluminium	



Included





REFERENCE	K	LED WATT	LUMENS	FINISH
7988	3000K	2W	230lm	Blanco-White
7989	3000K	2W	230lm	Negro-Black
		DC 5V/1A	CRi ≥ 80	Aluminio/PC-Aluminum/PC





REFERENCE	K	LED WATT	LUMENS	FINISH
7985	3000K	2W	180lm	Blanco-White
7986	3000K	2W	180lm	Negro-Black
7987	3000K	2W	180lm	Corten-Corten
DC 5V/1A CRI≥ 80				Aluminio-Aluminum





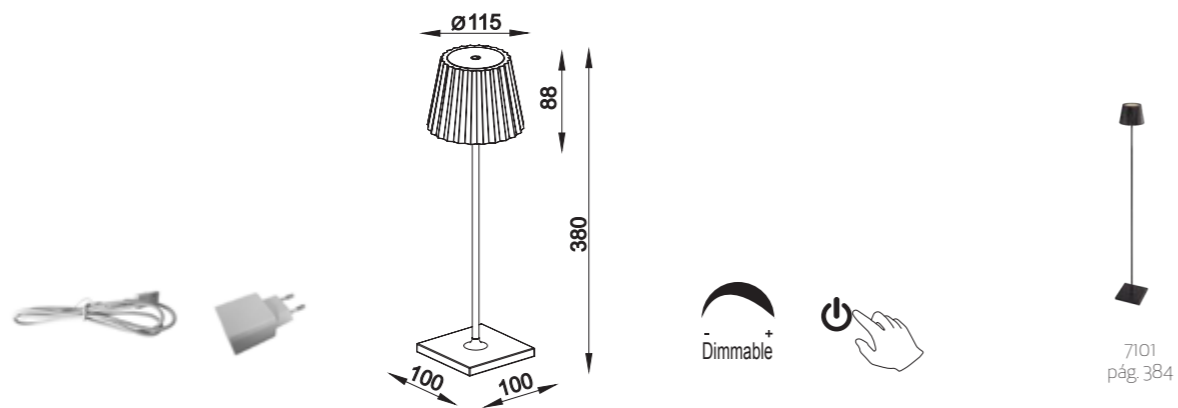
REFERENCE	K	LED WATT	LUMENS	FINISH
7116	3000K	2W	155lm	Blanco-White
7115	3000K	2W	155lm	Negro-Black
		DC 5V/1A CRI≥ 85	Aluminio/PC-Aluminum/PC	

IP54





REFERENCE	K	LED WATT	LUMENS	FINISH
6480	3000K	2.2W	188lm	Negro mate-Matt black
6484	3000K	2.2W	188lm	Amarillo-Yellow
6481	3000K	2.2W	188lm	Blanco mate-Matt white
DC 5V/1A CRI≥ 85				Aluminio/PC-Aluminum/PC



7101
pág. 384





REFERENCE	K	LED WATT	LUMENS	FINISH
7100	3000K	2.2W	188lm	Blanco mate-Matt white
7101	3000K	2.2W	188lm	Negro mate-Matt black
		DC 3.7V	CRI≥ 80	Aluminio/PC-Aluminum/PC



6480
pág. 396

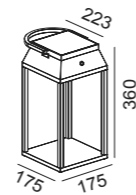
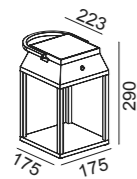


IP54



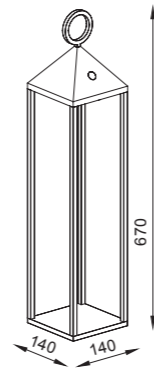
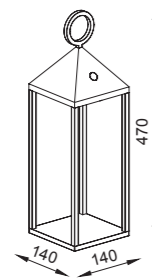


REFERENCE	K	LED WATT	LUMENS	FINISH	SIZES
7090	3000K	3W	238lm	Grafito-Graphite	290x175mm
7091	3000K	3W	238lm	Blanco-White	290x175mm
7092	3000K	3W	238lm	Grafito-Graphite	360x175mm
7093	3000K	3W	238lm	Blanco-White	360x175mm
DC 3.7V CRI≥ 80				Aluminio-Aluminum	



Charge: 16 ~17H (sunshine)
6 ~7H (usbcharging)





REFERENCE	K	LED WATT	LUMENS	FINISH	SIZES
6491	3000K	2,2W	188lm	Grafito-Graphite	470mm
6905	3000K	2,2W	188lm	Blanco-White	470mm
6907	3000K	2,2W	188lm	Grafito-Graphite	670mm
6906	3000K	2,2W	188lm	Blanco-White	670mm
				Aluminio-Aluminum	

DC 5V/1A CRI≥ 80

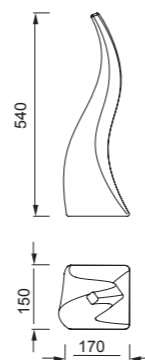


FLAME

by Santiago Sevillano Studio

Lámpara de suelo-Floor lamp

Outdoor



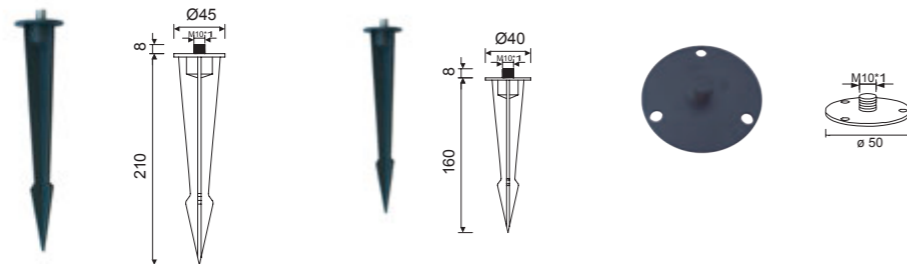
REFERENCE	BULB NO INCLUDED	FINISH
1326	1L x E27	Blanco-White
	máx. 20W LED (No incl)	100-240V~ 50/60Hz PE/ABS-PE/ABS

Complementos Exterior-Outdoor Complements

Piqueta-Spike 210 mm	Piqueta-Spike 160 mm	Base-Ground base ø50
TU0652	TU0492	TU0494




1400
pág. 432



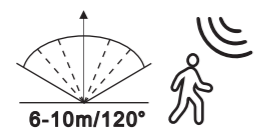
IP65

FLAME

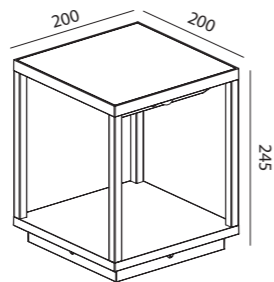




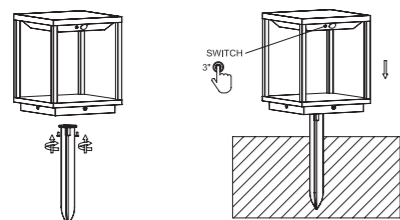
PIR sensor
A:120°
D:≤6m



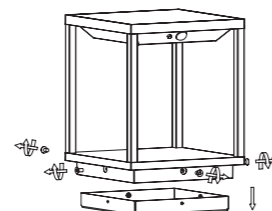
Charge: 6-8h (Sunshine)
Work time : Full light 3h / Micro light 25h



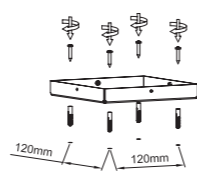
7086 pág. 340
6495 pág. 308



Included



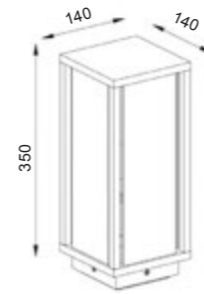
Included



REFERENCE	K	LED WATT	LUMENS	FINISH
7085	3000K	3,5W	300lm	Grafito-Graphite
		DC 3.7V	CRI≥ 80	Aluminio-Aluminum



IP54

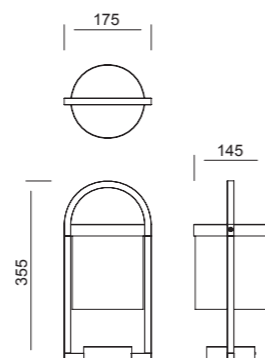


REFERENCE	BULB NO INCLUDED	FINISH
6490	1L x E27	Grafito-Graphite
	máx. 20W LED (No incl)	100-240V~ 50/60Hz Aluminio/cristal-Aluminium/glass



6492
pág. 308





REFERENCE	BULB NO INCLUDED	FINISH
6550	1L x E27	Gris oscuro-Dark grey
	máx. 20W LED (No incl)	100-240V~ 50/60Hz Aluminio/cristal-Aluminium/glass



6553
pág. 362

6555
pág. 382

6551
pág. 304






REFERENCE	K	LED WATT	LUMENS	FINISH	HEIGHT
6771	3000K	13W	980lm	Gris Oscuro/Madera-Dark Grey/Wood	350
6772	3000K	13W	980lm	Gris Oscuro/Madera-Dark Grey/Wood	600
6773	3000K	13W	980lm	Gris Oscuro/Madera-Dark Grey/Wood	1000
				Aluminio/PC-Aluminium/PC	

100-240V~ 50/60Hz CRI:≥ 80

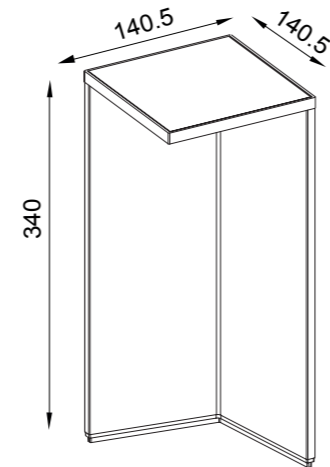
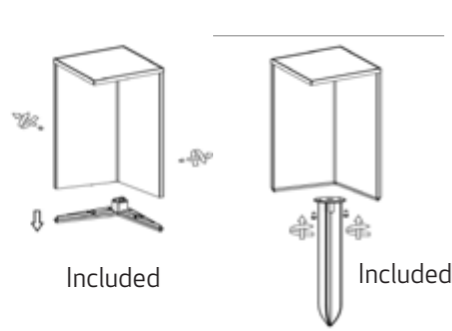


6770
pág. 306





Charge: 6-8h (Sunshine)
Work time : Full light 3h / Micro light 25h

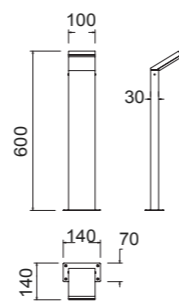


REFERENCE	K	LED WATT	LUMENS	FINISH
7088	3000K	2,2W	188lm	Grafito-Graphite
		DC 3.7V	CRI≥ 80	Aluminio-Aluminium



IP54





7045
pág. 346

REFERENCE	K	LED WATT	LUMENS	FINISH
8151	3000K	12W	1020lm	Gris oscuro-Dark grey
		220-240V~ 50/60Hz CRI:≥ 80		Aluminio/PC-Aluminium/PC



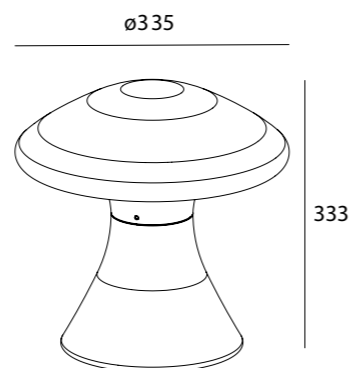
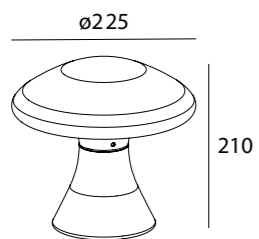


REFERENCE	BULB NO INCLUDED	FINISH
8108	1L x E27	Gris Oscuro-Dark grey
8109	1L x E27	Gris Oscuro-Dark grey
máx. 20W LED (No incl)		100-240V - 50/60Hz Aluminium/PC-Aluminium/PC





REFERENCE	K	LED WATT	LUMENS	FINISH
7105	3000K	6.5W	490lm	Gris Piedra-Stone grey
7106	3000K	12W	905lm	Gris Piedra-Stone grey
220-240V~ 50/60Hz CRI:≥ 80				Cemento liso-Smooth cement



7108
pág. 350





REFERENCE	K	LED WATT	LUMENS	FINISH	SIZES
6498	3000K	10W	700lm	Gris oscuro-Dark grey	600
6499	3000K	10W	700lm	Gris oscuro-Dark grey	1000
				100-240V ~ 50/60Hz CRI:≥ 80	Aluminio /PC- Aluminium/PC

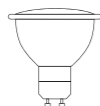


6497
pág. 357






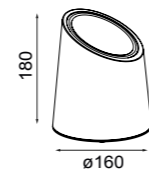
REFERENCE	BULB NO INCLUDED	FINISH
8155	1L x GU10	Negro-Black
	máx. 12W LED (No incl)	100-240V ~ 50/60Hz Aluminio-Aluminium



Bombillas recomendadas-Suggested bulbs

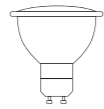
K	Wat LED	On/Off	Phase cut	Lumens
2700K	7W	R09254	R09257	510lm
3000K	7W	R09255	R09258	540lm
4000K	7W	R09256	R09259	570lm





7108
pág. 350

REFERENCE	BULB NO INCLUDED	FINISH
7107	1L x GU10	Gris Piedra-Stone Grey
	máx. 12W LED (No incl)	100-240V ~ 50/60Hz Cemento liso-Smooth cement



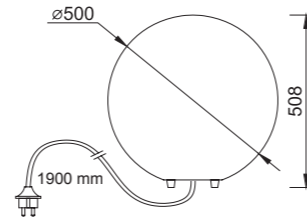
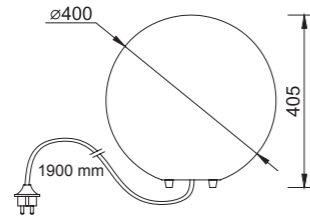
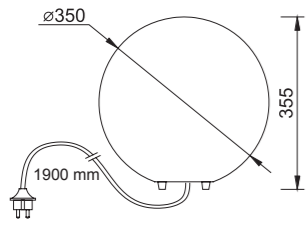
Bombillas recomendadas-Suggested bulbs

K	Wat LED	On/Off	Phase cut	Lumens
2700K	7W	R09254	R09257	510lm
3000K	7W	R09255	R09258	540lm
4000K	7W	R09256	R09259	570lm





REFERENCE	BULB NO INCLUDED	FINISH	
1388	1L x E27	Blanco-White	ø350
1391	1L x E27	Blanco-White	ø400
1394	1L x E27	Blanco-White	ø500
máx. 20W LED (No incl)		100-240V~ 50/60Hz PE/ABS-PE/ABS	



Complementos exterior *NO INCLUIDO-Outdoor complements *NOT INCLUDED

TU0492	TU0652	TU0653	TU0494



1397
pág. 384



ESPIGA

by Santolaria & Lluscà

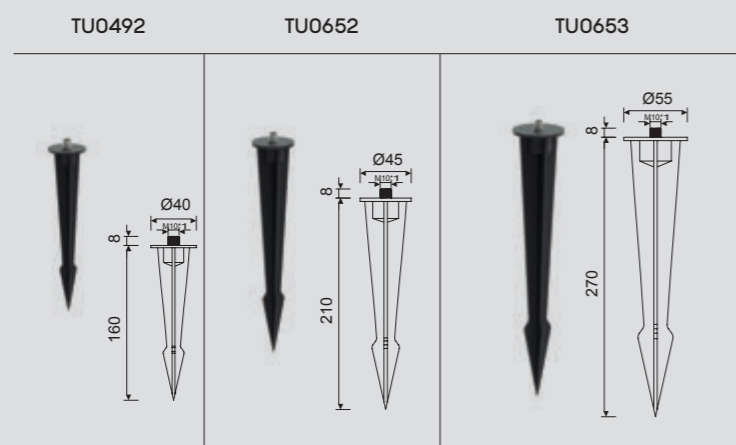
Lámpara de suelo-Floor lamp

Outdoor



REFERENCE	BULB NO INCLUDED	FINISH
6545	2L x G9	Gris oscuro-Dark Grey
6546	3L x G9	Gris oscuro-Dark Grey
6547	5L x G9	Gris oscuro-Dark Grey
máx. 5W LED (No incl)		100-240V~ 50/60Hz Aluminio-Aluminium

Complementos exterior *NO INCLUIDO-Outdoor complements *NOT INCLUDED



garantía mantraco 2 años WARRANTY GARANTIA

NOT INCLUDED



IP65



OAMI 005818614-0001

FLAME

by Santiago Sevillano Studio

Lámpara de suelo-Floor lamp

Outdoor

OAMI 01793845-0001

IP65



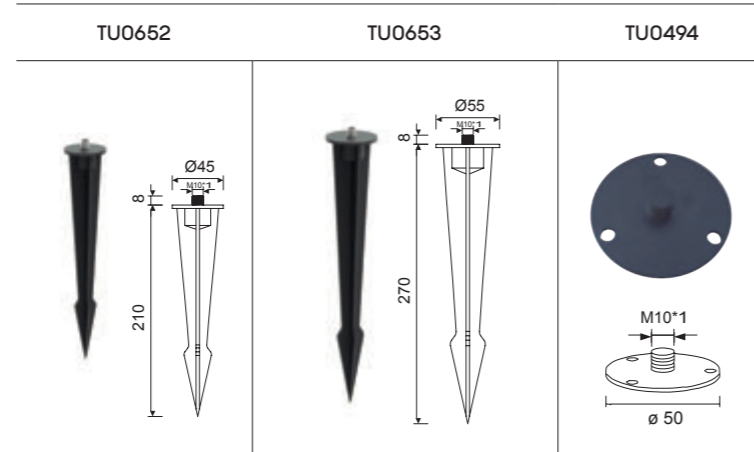
REFERENCE	BULB NO INCLUDED	FINISH
1400	4L x GU10 máx 12W LED (No incl) 1L x E27 máx 20W LED (No incl)	Blanco-White
	100-240V~ 50/60Hz	PE/Acero-PE/Steel



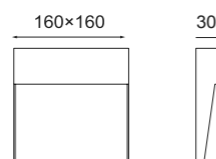
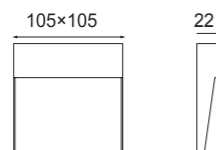
Bombillas recomendadas-Suggested bulbs

BULB	Reference	Reference
GU10	R09219	R09220
E27	R09139	R09140

Complementos exterior *NO INCLUIDO-Outdoor complements *NOT INCLUDED

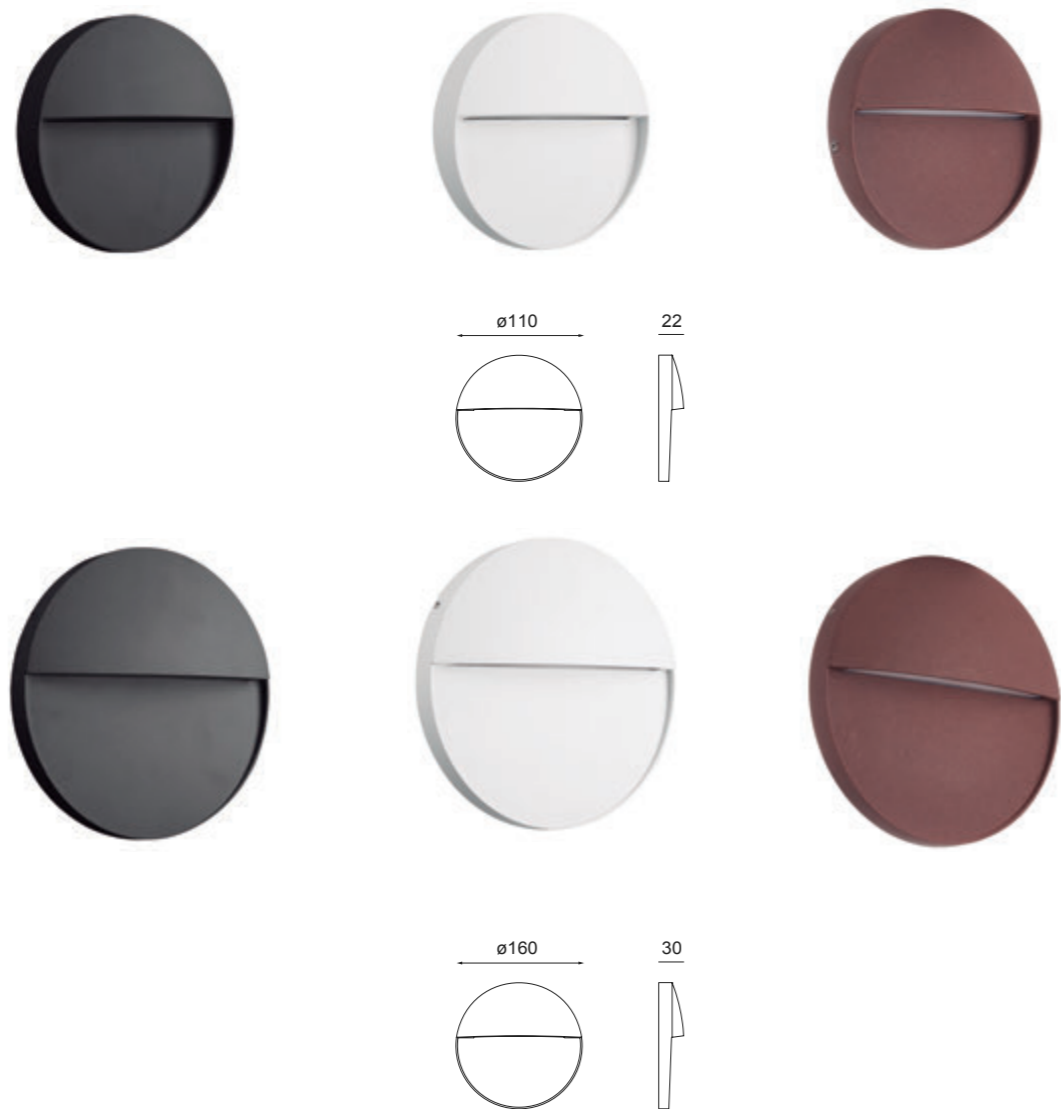


1326
pág. 404



REFERENCE	K	LED WATT	LUMENS	FINISH
7011	3000K	3W	210lm	Gris Oscuro-DarkGrey
7012	3000K	3W	210lm	Blanco arena-Sand white
7640	3000K	3W	210lm	Corten-Corten
7015	3000K	6W	420lm	Gris Oscuro-DarkGrey
7016	3000K	6W	420lm	Blanco arena-Sand white
7642	3000K	6W	420lm	Corten-Corten
220-240V~ 50/60Hz CRI:≥ 80				Aluminio/PC-Aluminium/PC





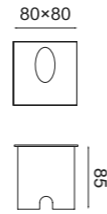
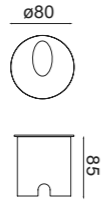
REFERENCE	K	LED WATT	LUMENS	FINISH
7013	3000K	3W	210lm	Gris Oscuro-Dark Grey
7014	3000K	3W	210lm	Blanco arena-Sand white
7641	3000K	3W	210lm	Corten-Corten
7017	3000K	6W	420lm	Gris Oscuro-Dark Grey
7018	3000K	6W	420lm	Blanco arena-Sand white
7643	3000K	6W	420lm	Corten-Corten
220-240V~ 50/60Hz CRI:≥ 80				Aluminio/PC-Aluminium/PC



ASPEN

Señalizadores empotrables-Recessed step wall lights

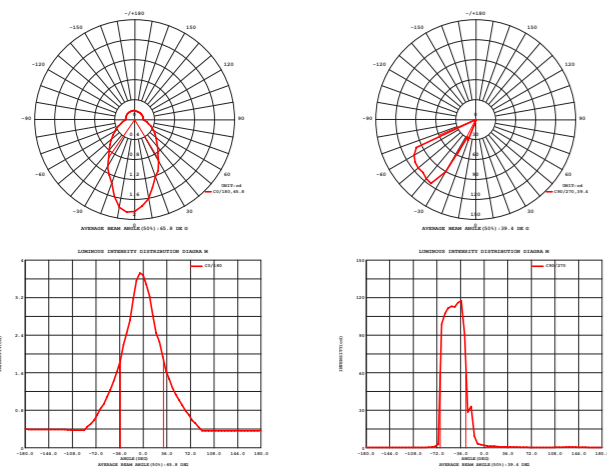
Outdoor



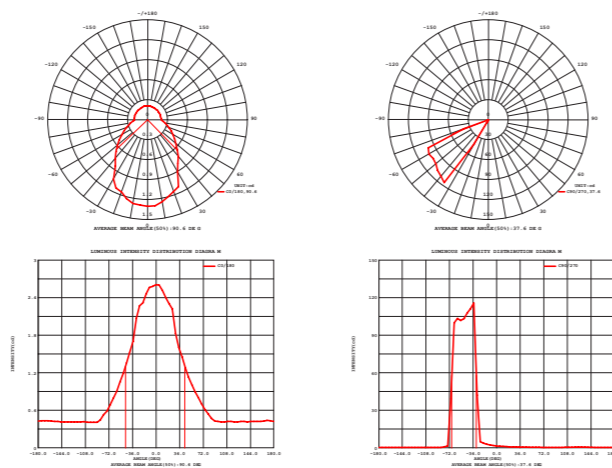
REFERENCE	K	LED WATT	LUMENS	FINISH	HEIGHT
7021	3000K	3W	210lm	Gris Oscuro-Dark Grey	ø80
7022	3000K	3W	210lm	Negro arena-Sand black	ø80
7023	3000K	3W	210lm	Blanco arena-Sand white	ø80
7024	3000K	3W	210lm	Gris Oscuro-Dark Grey	80 x 80
7025	3000K	3W	210lm	Negro arena-Sand black	80 x 80
7026	3000K	3W	210lm	Blanco arena-Sand white	80 x 80
				Aluminio/PC-Aluminium/PC	

200-240V~ 50/60Hz CRI:≥ 80

LUMINOUS INTENSITY DISTRIBUTION DIAGRAM



LUMINOUS INTENSITY DISTRIBUTION DIAGRAM



× Modos Instalación-Installation Forms



Con tubo carcasa-Recessed tube housing




76mm

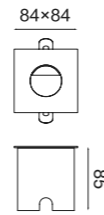
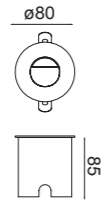


Con pinzas-With clamps



74mm



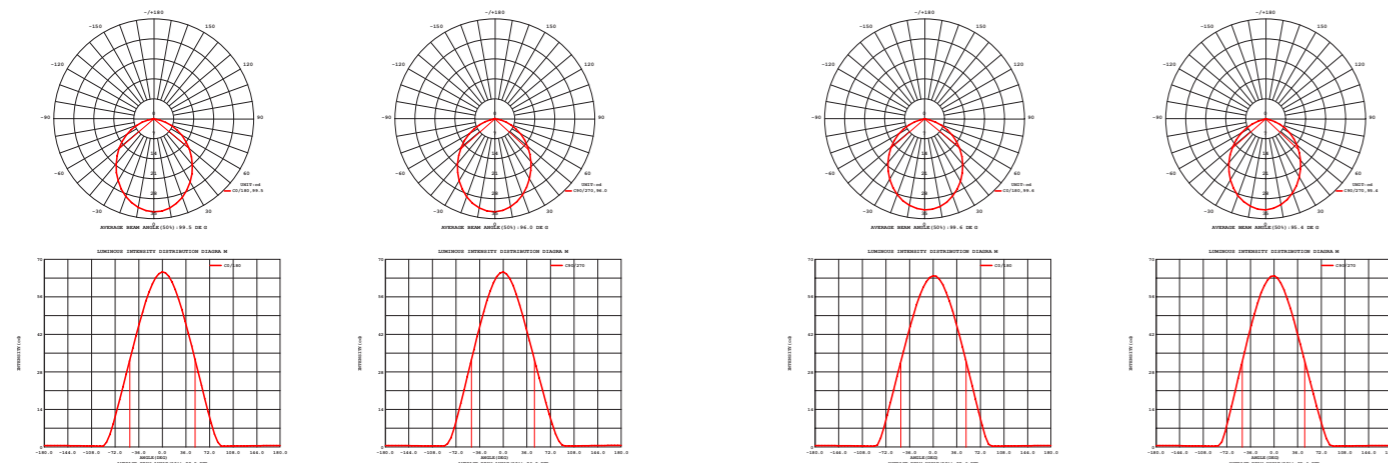


REFERENCE	K	LED WATT	LUMENS	FINISH	HEIGHT
7027	3000K	3W	210lm	Gris Oscuro-DarkGrey	ø80
7028	3000K	3W	210lm	Negro arena-Sand black	ø80
7029	3000K	3W	210lm	Blanco arena-Sand white	ø80
7030	3000K	3W	210lm	Gris Oscuro-DarkGrey	80 × 80
7031	3000K	3W	210lm	Negro arena-Sand black	80 × 80
7032	3000K	3W	210lm	Blanco arena-Sand white	80 × 80
				Aluminio/PC-Aluminium/PC	

200-240V~ 50/60Hz CRI:≥ 80

LUMINOUS INTENSITY DISTRIBUTION DIAGRAM

LUMINOUS INTENSITY DISTRIBUTION DIAGRAM



× Modos Instalación-Installation Forms



Con tubo carcasa-Recessed tube housing




76mm



Con pinzas-With clips



74mm



CONEXIÓN IP68

Outdoor

TÜV

REFERENCE	OPERATING RATING	VOLTAGE	AMPERE	WIRE SECTION	OUTER CABLE DIAMETER	IP
TU0662	-40°C + 105C	400V AC	17,5A	0.5 mm ² - 1,5 mm ²	3,5 mm-7,0mm; 7mm-10mm	68
TU0663	-40°C + 105C	400V AC	24A	0.5 mm ² - 2,5 mm ²	5 mm-9mm; 9mm-12mm	68

PC-PC PA66 Nylon

TU0662



TU0663

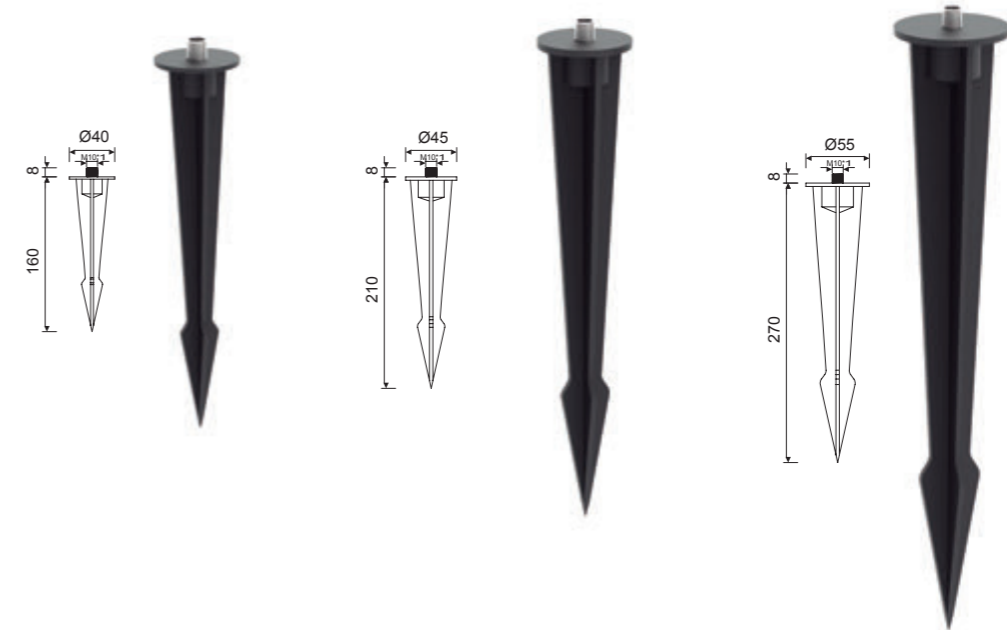


PIQUETAS

Complementos exterior-*Outdoor complements*

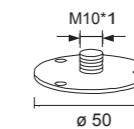

REFERENCE	DESCRIPCIÓN	ACABADO	TAMAÑO
TU0492	Piqueta 16cm	Negro-Black	40×160 mm
TU0652	Piqueta 21cm	Negro-Black	45×210 mm
TU0653	Piqueta 26cm	Negro-Black	55×270 mm
TU0494	Disco para suelo	Negro-Black	ø 50 mm

Aluminio-Aluminium



Base sujeción/Fixing base

TU0494



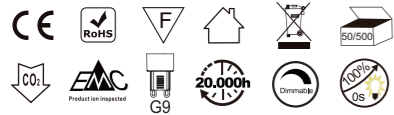
LED G9 Bulb

Características

- * Voltaje: AC 220-240V 50/60Hz 12mA
- * 20,000 hrs. vida útil
- * Encendido instantáneo con potencia total
- * Perfecta para reemplazar la lámpara incandescente de 25W
- * Baja temperatura al tacto
- * Libre de mercurio, Libre de emisión UV & IR
- * Esta lámpara no es idónea para la iluminación de acentuación

Features

- * Voltage: AC 220-240V 50/60Hz 12mA
- * 20,000hrs long life time
- * Instant start with full bright output flick free
- * Perfect replacement for 25W incandescent Bulb
- * Low temperature, safety to touch
- * No UV or IR emission, mercury FREE
- * This lamp is not suitable for accent lighting



2.5W G9 230 Lumen



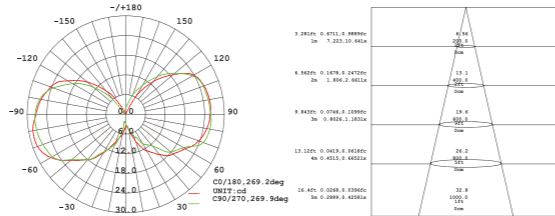
2.5W LED



25W Incandescent lamp (Lux.)



Item No.	R09184	R09185
Potencia nominal/Wattage(W)	2.5	
Temperatura de color/CCT(K)	2700K	5000K
Flujo luminoso/Luminous Flux(lm)	220	230
Tension nominal/Voltage(V)	AC 220-240V 50/60Hz	
Regulable/Dimmable	YES	
CRI	≥80	
Casquillo/Lamp Head	G9	
Angulo/Beam Angle(deg)	360°	
Material	PC	
Dimensiones/Dimensions(mm)	Φ16*48	



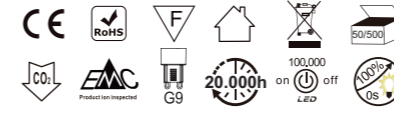
LED G9 Bulb

Características

- * Voltaje: AC 220-240V 50/60Hz 25mA
- * 20,000 hrs. vida útil
- * Encendido instantáneo con potencia total
- * Perfecta para reemplazar la lámpara incandescente de 30W
- * Baja temperatura al tacto
- * Libre de mercurio, Libre de emisión UV & IR
- * Esta lámpara no es idónea para la iluminación de acentuación

Features

- * Voltage: AC 220-240V 50/60Hz 25mA
- * 20,000hrs long life time
- * Instant start with full bright output flick free
- * Perfect replacement for 30W incandescent Bulb
- * Low temperature, safety to touch
- * No UV or IR emission, mercury FREE
- * This lamp is not suitable for accent lighting



3W G9 268 Lumen



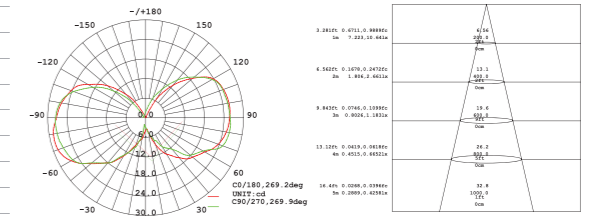
3W LED



30W Incandescent lamp (Lux.)



Item No.	R09182
Potencia nominal/Wattage(W)	3
Temperatura de color/CCT(K)	2700K
Flujo luminoso/Luminous Flux(lm)	268
Tension nominal/Voltage(V)	AC 220-240V 50/60Hz
Regulable/Dimmable	NO
CRI	≥80
Casquillo/Lamp Head	G9
Angulo/Beam Angle(deg)	360°
Material	Ceramic / PC
Dimensiones/Dimensions(mm)	Φ19*50



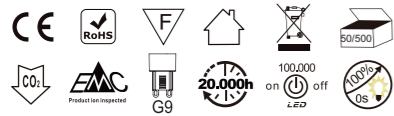
LED G9 Bulb

Características

- * Voltaje: AC 220-240V 50/60Hz 10mA
- * 20,000 hrs. vida útil
- * Encendido instantáneo con potencia total
- * Perfecta para reemplazar la lámpara incandescente de 30W
- * Baja temperatura al tacto
- * Libre de mercurio, Libre de emisión UV & IR
- * Esta lámpara no es idónea para la iluminación de acentuación

Features

- * Voltage: AC 220-240V 50Hz 10mA
- * 20,000hrs long life time
- * Instant start with full bright output flick free
- * Perfect replacement for 30W incandescent Bulb
- * Low temperature, safety to touch
- * No UV or IR emission, mercury FREE
- * This lamp is not suitable for accent lighting



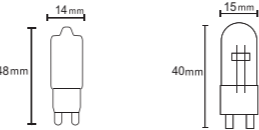
2.5W G9 250 Lumen



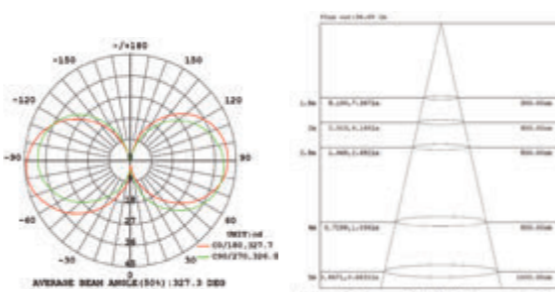
2.5W LED



30W Incandescent lamp (Lux.)



Item No.	R09226	R09227
Potencia nominal/Wattage(W)	2.5	
Temperatura de color/CCT(K)	3000K	4000K
Flujo luminoso/Luminous Flux(lm)	240	250
Tension nominal/Voltage(V)	AC 220-240V 50/60Hz	
Regulable/Dimmable	NO	
CRI	≥80	
Casquillo/Lamp Head	G9	
Angulo/Beam Angle(deg)	360°	
Material	Cristal / Glass	
Dimensiones/Dimensions(mm)	Φ14*48	



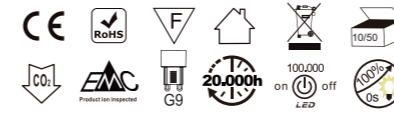
LED G9 Bulb

Características

- * Voltaje: AC 220-240V 50/60Hz 30mA
- * 20,000 hrs. vida útil
- * Encendido instantáneo con potencia total
- * Perfecta para reemplazar la lámpara incandescente de 30W
- * Baja temperatura al tacto
- * Libre de mercurio, Libre de emisión UV & IR
- * Esta lámpara no es idónea para la iluminación de acentuación

Features

- * Voltage: AC 220-240V 50/60Hz 30mA
- * 20,000hrs long life time
- * Instant start with full bright output flick free
- * Perfect replacement for 30W incandescent Bulb
- * Low temperature, safety to touch
- * No UV or IR emission, mercury FREE
- * This lamp is not suitable for accent lighting



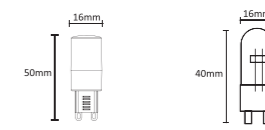
3.5W G9 375 Lumen



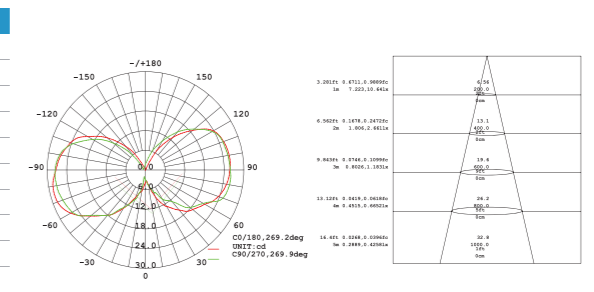
3.5W LED



30W Incandescent lamp (Lux.)



Item No.	R09202	R09203
Potencia nominal/Wattage(W)	3.5	
Temperatura de color/CCT(K)	2700K	5000K
Flujo luminoso/Luminous Flux(lm)	360	375
Tension nominal/Voltage(V)	AC 220-240V 50/60Hz	
Regulable/Dimmable	NO	
CRI	≥80	
Casquillo/Lamp Head	G9	
Angulo/Beam Angle(deg)	360°	
Material	Ceramic / PCB	
Dimensiones/Dimensions(mm)	Φ16*50	



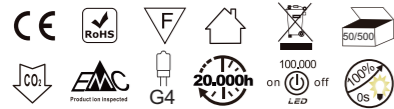
LED G4 Bulb

Características

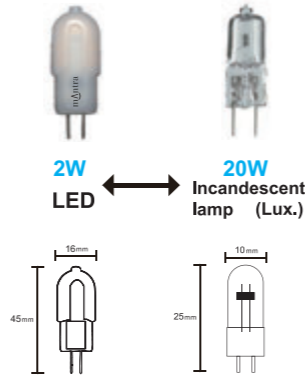
- * Voltaje: AC/DC 12V 140mA
- * 20,000 hrs. vida útil
- * Encendido instantáneo con potencia total
- * Perfecta para reemplazar la lámpara incandescente de 20W
- * Baja temperatura al tacto
- * Libre de mercurio, Libre de emisión UV & IR
- * Esta lámpara no es idónea para la iluminación de acentuación

Features

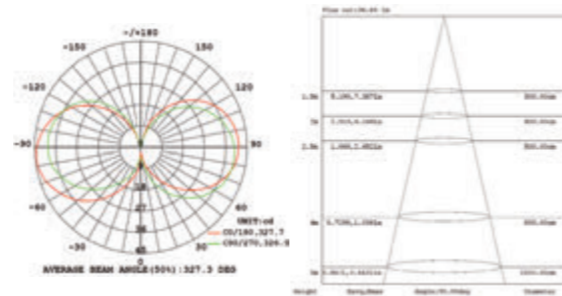
- * Voltage: AC/DC 12V 140mA
- * 20,000hrs long life time
- * Instant start with full bright output flick free
- * Perfect replacement for 20W incandescent Bulb
- * Low temperature, safety to touch
- * No UV or IR emission, mercury FREE
- * This lamp is not suitable for accent lighting



2W G4 190 Lumen



Item No.	R09209	R09210
Potencia nominal/Wattage(W)	2	2
Temperatura de color/CCT(K)	3000K	5000K
Flujo luminoso/Luminous Flux(lm)	190	190
Tension nominal/Voltage(V)	AC/DC 12V	AC/DC 12V
Regulable/Dimmable	NO	NO
CRI	≥80	≥80
Casquillo/Lamp Head	G4	G4
Angulo/Beam Angle(deg)	240°	240°
Material	PC	PC
Dimensiones/Dimensions(mm)	L16*W12*H45	L16*W12*H45



LED GU10 Bulb

Características


- * 15,000 hrs. vida útil
- * Encendido instantáneo con potencia total
- * Perfecta para reemplazar la lámpara incandescente de 75W
- * Baja temperatura al tacto
- * Libre de mercurio, Libre de emisión UV & IR
- * Esta lámpara no es idónea para la iluminación de acentuación

Features

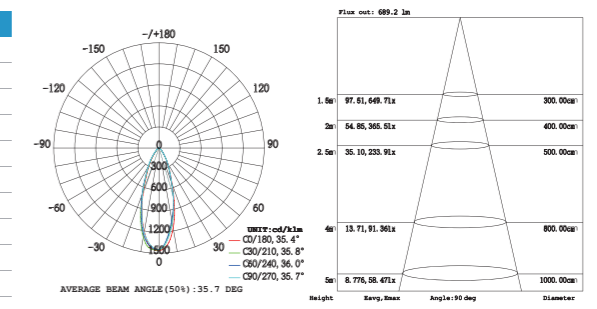
- * 15,000hrs long life time
- * Instant start with full bright output flick free
- * Perfect replacement for 75W incandescent Bulb
- * Low temperature, safety to touch
- * No UV or IR emission, mercury FREE
- * This lamp is not suitable for accent lighting



Dimmable
9W GU10 820 Lumen



Item No.	R09218	R09219	R09220
Potencia nominal/Wattage(W)	9	9	9
Temperatura de color/CCT(K)	3000K	3000K	4000K
Flujo luminoso/Luminous Flux(lm)	800	800	820
Tension nominal/Voltage(V)	AC 220-240V 50/60Hz	AC 100-240V 50/60Hz	AC 100-240V 50/60Hz
Regulable/Dimmable	YES	NO	NO
CRI	≥80	≥80	≥80
Casquillo/Lamp Head	GU10	GU10	GU10
Angulo/Beam Angle(deg)	50°	50°	50°
Material	Aluminio+PC/Aluminum+PC	Aluminio+PC/Aluminum+PC	Aluminio+PC/Aluminum+PC
Dimensiones/Dimensions(mm)	Φ50*74	Φ50*74	Φ50*74



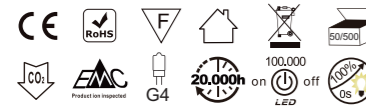
LED G4 Bulb

Características

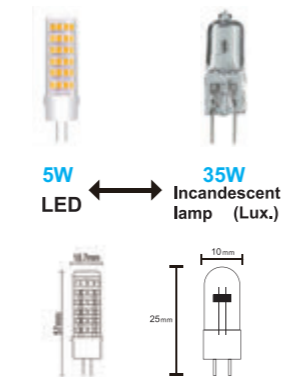
- * Voltaje: AC/DC 12V 345mA
- * 20,000 hrs. vida útil
- * Encendido instantáneo con potencia total
- * Perfecta para reemplazar la lámpara incandescente de 35W
- * Baja temperatura al tacto
- * Libre de mercurio, Libre de emisión UV & IR
- * Esta lámpara no es idónea para la iluminación de acentuación

Features

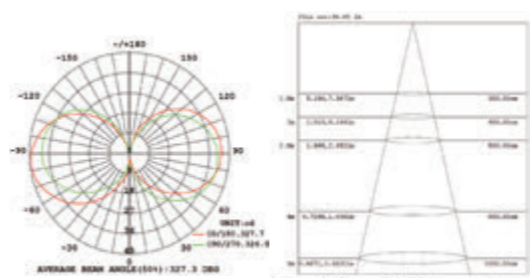
- * Voltage: AC/DC 12V 345mA
- * 20,000hrs long life time
- * Instant start with full bright output flick free
- * Perfect replacement for 35W incandescent Bulb
- * Low temperature, safety to touch
- * No UV or IR emission, mercury FREE
- * This lamp is not suitable for accent lighting



5W G4 500 Lumen



Item No.	R09243	R09247
Potencia nominal/Wattage(W)	5	5
Temperatura de color/CCT(K)	3000K	4000K
Flujo luminoso/Luminous Flux(lm)	500	500
Tension nominal/Voltage (V)	AC/DC 12V	AC/DC 12V
Regulable/Dimmable	NO	NO
CRI	≥80	≥80
Casquillo/Lamp Head	G4	G4
Angulo/Beam Angle(deg)	360°	360°
Material	PCB&Ceramic	PCB&Ceramic
Dimensiones/Dimensions(mm)	Φ19*57	Φ19*57



LED GU10 Bulb

Características



- * Voltaje: AC 220-240V 50/60Hz 40mA
- * 15,000 hrs. vida útil
- * Encendido instantáneo con potencia total
- * Perfecta para reemplazar la lámpara incandescente de 35W
- * Baja temperatura al tacto
- * Libre de mercurio, Libre de emisión UV & IR
- * Esta lámpara no es idónea para la iluminación de acentuación

Features

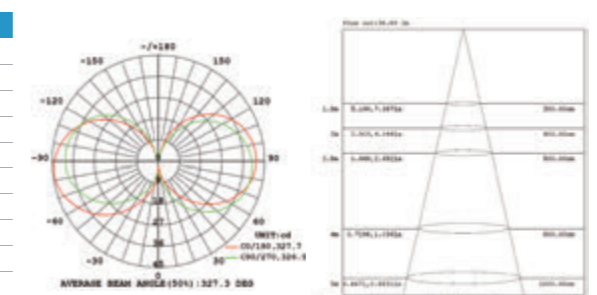
- * Voltage: AC 220-240V 50/60Hz 40mA
- * 15,000hrs long life time
- * Instant start with full bright output flick free
- * Perfect replacement for 35W incandescent Bulb
- * Low temperature, safety to touch
- * No UV or IR emission, mercury FREE
- * This lamp is not suitable for accent lighting



4W GU10 360 Lumen



Item No.	R09207
Potencia nominal/Wattage(W)	4
Temperatura de color/CCT(K)	3000K
Flujo luminoso/Luminous Flux(lm)	360
Tension nominal/Voltage(V)	AC 220-240V 50/60Hz
Regulable/Dimmable	NO
CRI	≥80
Casquillo/Lamp Head	GU10
Angulo/Beam Angle(deg)	360°
Material	Aluminio+PC/Aluminum+PC
Dimensiones/Dimensions(mm)	Φ29*81



LED GU10 Bulb

Características

- * Voltaje: AC 220-240V 50/60Hz 60mA
- * 15,000 hrs. vida útil
- * Encendido instantáneo con potencia total
- * Perfecta para reemplazar la lámpara incandescente de 80W
- * Baja temperatura al tacto
- * Libre de mercurio, Libre de emisión UV & IR
- * Esta lámpara no es idónea para la iluminación de acentuación

Features

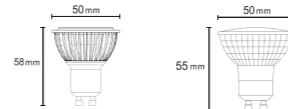
- * Voltage: AC 220-240V 50/60Hz 60mA
- * 15,000hrs long life time
- * Instant start with full bright output flick free
- * Perfect replacement for 80W incandescent Bulb
- * Low temperature, safety to touch
- * No UV or IR emission, mercury FREE
- * This lamp is not suitable for accent lighting



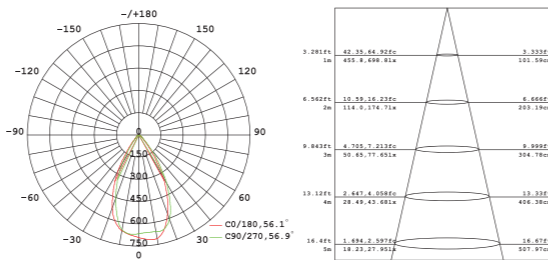
8W GU10 641 Lumen



8W LED ↔ 80W Incandescent lamp (Lux.)



Item No.	R09156	R09157
Potencia nominal/Wattage(W)	8	
Temperatura de color/CCT(K)	3000K	5000K
Flujo luminoso/Luminous Flux(lm)	641	
Tension nominal/Voltage(V)	AC 220-240V 50/60Hz	
Regulable/Dimmable	NO	
CRI	≥80	
Casquillo/Lamp Head	GU10	
Angulo/Beam Angle(deg)	60°	
Material	Aluminio&PC / Aluminum&PC	
Dimensiones/Dimensions(mm)	Φ50*58	



LED GU10 Bulb

Características

- * Voltaje: AC 220-240V 50/60Hz 55mA
- * 15,000 hrs. vida útil
- * Encendido instantáneo con potencia total
- * Perfecta para reemplazar la lámpara incandescente de 60W
- * Baja temperatura al tacto
- * Libre de mercurio, Libre de emisión UV & IR
- * Esta lámpara no es idónea para la iluminación de acentuación

Features


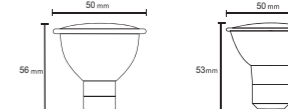
- * Voltage: AC 220-240V 50/60Hz 55mA
- * 15,000hrs long life time
- * Instant start with full bright output flick free
- * Perfect replacement for 60W incandescent Bulb
- * Low temperature, safety to touch
- * No UV or IR emission, mercury FREE
- * This lamp is not suitable for accent lighting



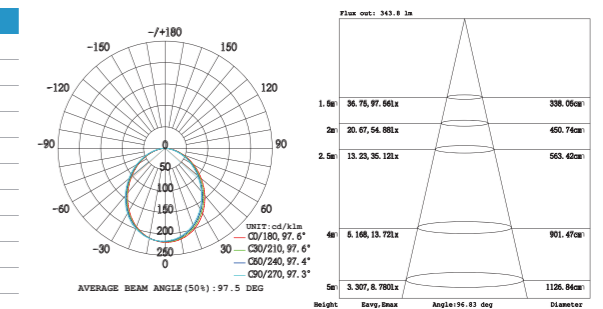
6W GU10 540 Lumen



6W LED ↔ 60W Incandescent lamp (Lux.)



Item No.	R09196	R09214	R09197
Potencia nominal/Wattage(W)	6		
Temperatura de color/CCT(K)	3000K	4000K	5000K
Flujo luminoso/Luminous Flux(lm)	520	540	540
Tension nominal/Voltage(V)	AC 220-240V 50/60Hz		
Regulable/Dimmable	NO		
CRI	≥80		
Casquillo/Lamp Head	GU10		
Angulo/Beam Angle(deg)	110°		
Material	Aluminio+PC/Aluminum+PC		
Dimensiones/Dimensions(mm)	Φ50*56		



LED GU10 Bulb

Características

- * Voltaje: AC 220-240V 50/60Hz 50mA
- * 15,000 hrs. vida útil
- * Encendido instantáneo con potencia total
- * Perfecta para reemplazar la lámpara incandescente de 60W
- * Baja temperatura al tacto
- * Libre de mercurio, Libre de emisión UV & IR
- * Esta lámpara no es idónea para la iluminación de acentuación

Features


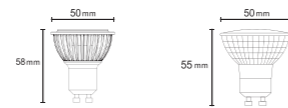
- * Voltage: AC 220-240V 50/60Hz 50mA
- * 15,000hrs long life time
- * Instant start with full bright output flick free
- * Perfect replacement for 60W incandescent Bulb
- * Low temperature, safety to touch
- * No UV or IR emission, mercury FREE
- * This lamp is not suitable for accent lighting



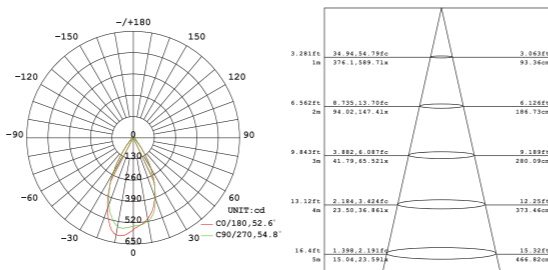
6W GU10 515 Lumen



6W LED ↔ 60W Incandescent lamp (Lux.)



Item No.	R09158	R09159
Potencia nominal/Wattage(W)	6	
Temperatura de color/CCT(K)	3000K	5000K
Flujo luminoso/Luminous Flux(lm)	484	515
Tension nominal/Voltage(V)	AC 220-240V 50/60Hz	
Regulable/Dimmable	NO	
CRI	≥80	
Casquillo/Lamp Head	GU10	
Angulo/Beam Angle(deg)	60°	
Material	Aluminio+PC / Aluminum+PC	
Dimensiones/Dimensions(mm)	Φ50*58	



LED GU10 Bulb

Características

- * Voltaje: AC 220-240V 50/60Hz 30mA
- * 15,000 hrs. vida útil
- * Encendido instantáneo con potencia total
- * Perfecta para reemplazar la lámpara incandescente de 35W
- * Baja temperatura al tacto
- * Libre de mercurio, Libre de emisión UV & IR
- * Esta lámpara no es idónea para la iluminación de acentuación

Features


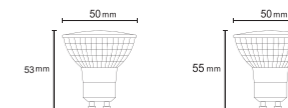
- * Voltage: AC 220-240V 50/60Hz 30mA
- * 15,000hrs long life time
- * Instant start with full bright output flick free
- * Perfect replacement for 35W incandescent Bulb
- * Low temperature, safety to touch
- * No UV or IR emission, mercury FREE
- * This lamp is not suitable for accent lighting



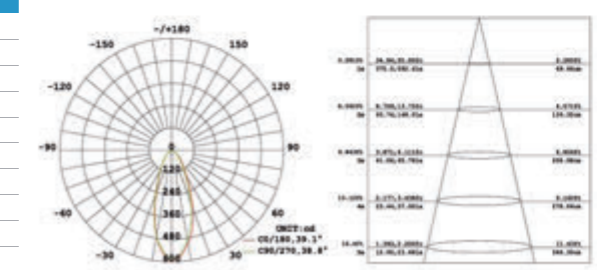
4W GU10 320 Lumen



4W LED ↔ 35W Incandescent lamp (Lux.)



Item No.	R09194	R09195
Potencia nominal/Wattage(W)	4	
Temperatura de color/CCT(K)	3000K	5000K
Flujo luminoso/Luminous Flux(lm)	300	320
Tension nominal/Voltage(V)	AC 220-240V 50/60Hz	
Regulable/Dimmable	NO	
CRI	≥80	
Casquillo/Lamp Head	GU10	
Angulo/Beam Angle(deg)	110°	
Material	Aluminio+Cristal/Aluminum+Glass	
Dimensiones/Dimensions(mm)	Φ50*53	



LED GU10 Bulb New

Características

- * Voltaje: AC 220-240V 50/60Hz 34mA
- * 15,000 hrs. vida útil
- * Encendido instantaneo con potencia total
- * Perfecta para reemplazar la lampara incandescente de 60W
- * Baja temperatura al tacto
- * Libre de mercurio, Libre de emision UV & IR
- * Esta lampara no es idonea para la iluminacion de acentuacion

Features

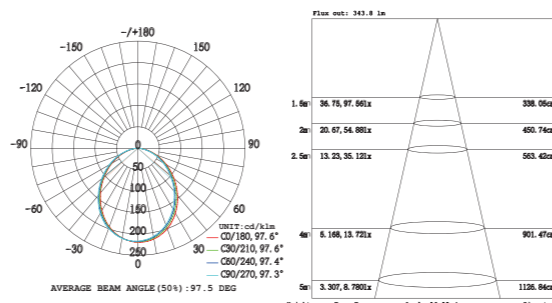
- * Voltage: AC 220-240V 50/60Hz 34mA
- * 15,000hrs long life time
- * Instant start with full bright output flick free
- * Perfect replacement for 60W incandescent Bulb
- * Low temperature, safety to touch
- * No UV or IR emission, mercury FREE
- * This lamp is not suitable for accent lighting



7W GU10 570 Lumen



Item No.	R09254	R09255	R09256
Potencia nominal/Wattage(W)		7	
Temperatura de color/CCT(K)	2700K	3000K	4000K
Flujo luminoso/Luminous Flux(lm)	510	540	570
Tension nominal/Voltage(V)	AC 220-240V 50/60Hz		
Regulable/Dimmable	NO		
CRI	≥80		
Casquillo/Lamp Head	GU10		
Angulo/Beam Angle(deg)	50°		
Material	Aluminio+PC/Aluminum+PC		
Dimensiones/Dimensions(mm)	Φ50*56		



LED E14 Bulb

Características


- * Voltaje: AC 220-240V 50/60Hz 35mA
- * 15,000 hrs. vida útil
- * Encendido instantaneo con potencia total
- * Perfecta para reemplazar la lampara incandescente de 40W
- * Baja temperatura al tacto
- * Libre de mercurio, Libre de emision UV & IR
- * Esta lampara no es idonea para la iluminacion de acentuacion

Features

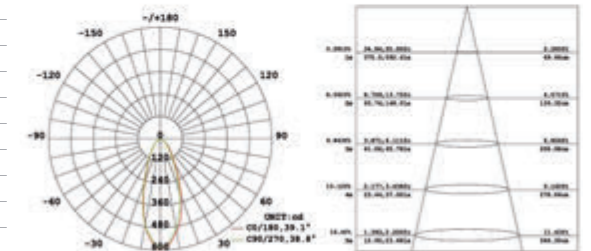
- * Voltage: AC 220-240V 50/60Hz 35mA
- * 15,000hrs long life time
- * Instant start with full bright output flick free
- * Perfect replacement for 40W incandescent Bulb
- * Low temperature, safety to touch
- * No UV or IR emission, mercury FREE
- * This lamp is not suitable for accent lighting



4W E14 470 Lumen



Item No.	R09115
Potencia nominal/Wattage(W)	4
Temperatura de color/CCT(K)	2700K
Flujo luminoso/Luminous Flux(lm)	470
Tension nominal/Voltage(V)	AC 220-240V 50/60Hz
Regulable/Dimmable	NO
CRI	≥80
Casquillo/Lamp Head	E14
Angulo/Beam Angle(deg)	360°
Material	Aluminio+Cristal/Aluminum+Glass
Dimensiones/Dimensions(mm)	Φ35*95



LED GU10 Bulb New

Características


- * Voltaje: AC 220-240V 50/60Hz 30mA
- * 15,000 hrs. vida útil
- * Encendido instantaneo con potencia total
- * Perfecta para reemplazar la lampara incandescente de 60W
- * Baja temperatura al tacto
- * Libre de mercurio, Libre de emision UV & IR
- * Esta lampara no es idonea para la iluminacion de acentuacion

Features

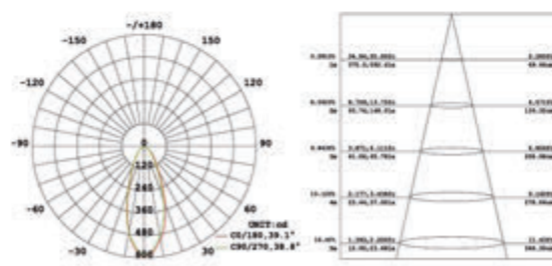
- * Voltage: AC 220-240V 50/60Hz 30mA
- * 15,000hrs long life time
- * Instant start with full bright output flick free
- * Perfect replacement for 60W incandescent Bulb
- * Low temperature, safety to touch
- * No UV or IR emission, mercury FREE
- * This lamp is not suitable for accent lighting



7W GU10 570 Lumen
DIMMABLE



Item No.	R09257	R09258	R09259
Potencia nominal/Wattage(W)		7	
Temperatura de color/CCT(K)	2700K	3000K	4000K
Flujo luminoso/Luminous Flux(lm)	510	540	570
Tension nominal/Voltage(V)	AC 220-240V 50/60Hz		
Regulable/Dimmable	YES		
CRI	≥80		
Casquillo/Lamp Head	GU10		
Angulo/Beam Angle(deg)	50°		
Material	Aluminio+Cristal/Aluminum+Glass		
Dimensiones/Dimensions(mm)	Φ50*56		



LED E14 Bulb

Características

- * Voltaje: AC 220-240V 50/60Hz 35mA
- * 15,000 hrs. vida útil
- * Encendido instantaneo con potencia total
- * Perfecta para reemplazar la lampara incandescente de 40W
- * Baja temperatura al tacto
- * Libre de mercurio, Libre de emision UV & IR
- * Esta lampara no es idonea para la iluminacion de acentuacion

Features

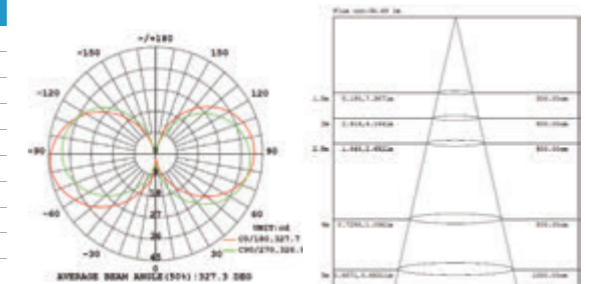
- * Voltage: AC 220-240V 50/60Hz 35mA
- * 15,000hrs long life time
- * Instant start with full bright output flick free
- * Perfect replacement for 40W incandescent Bulb
- * Low temperature, safety to touch
- * No UV or IR emission, mercury FREE
- * This lamp is not suitable for accent lighting



4W E14 340 Lumen



Item No.	R09208
Potencia nominal/Wattage(W)	4
Temperatura de color/CCT(K)	2200K
Flujo luminoso/Luminous Flux(lm)	340
Tension nominal/Voltage(V)	AC 220-240V 50/60Hz
Regulable/Dimmable	NO
CRI	≥80
Casquillo/Lamp Head	E14
Angulo/Beam Angle(deg)	360°
Material	Aluminio+Cristal/Aluminum+Glass
Dimensiones/Dimensions(mm)	Φ35*95



LED E14 Bulb

Características

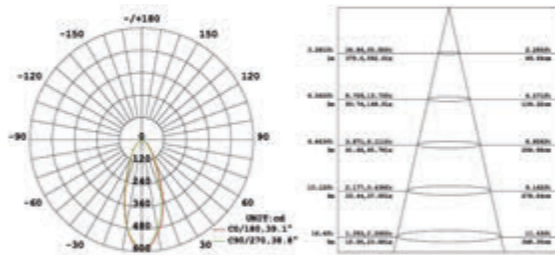

- * Voltaje: AC 220-240V 50/60Hz 35mA
- * 15,000 hrs. vida útil
- * Encendido instantaneo con potencia total
- * Perfecta para reemplazar la lampara incandescente de 40W
- * Baja temperatura al tacto
- * Libre de mercurio, Libre de emision UV & IR
- * Esta lampara no es idonea para la iluminacion de acentuacion

Features

- * Voltage: AC 220-240V 50/60Hz 35mA
- * 15,000hrs long life time
- * Instant start with full bright output flick free
- * Perfect replacement for 40W incandescent Bulb
- * Low temperature, safety to touch
- * No UV or IR emission, mercury FREE
- * This lamp is not suitable for accent lighting



4W E14 470 Lumen



Item No.	R09114
Potencia nominal/Wattage(W)	4
Temperatura de color/CCT(K)	2700K
Flujo luminoso/Luminous Flux(lm)	470
Tension nominal/Voltage(V)	AC 220-240V 50/60Hz
Regulable/Dimmable	NO
CRI	≥80
Casquillo/Lamp Head	E14
Angulo/Beam Angle(deg)	360°
Material	Aluminio+Cristal/Aluminum+Glass
Dimensiones/Dimensions(mm)	Φ45*78

LED E14 Bulb

Características


- * Voltaje: AC 220-240V 50/60Hz 45mA
- * 15,000 hrs. vida útil
- * Encendido instantaneo con potencia total
- * Perfecta para reemplazar la lampara incandescente de 40W
- * Baja temperatura al tacto
- * Libre de mercurio, Libre de emision UV & IR
- * Esta lampara no es idonea para la iluminacion de acentuacion

Features

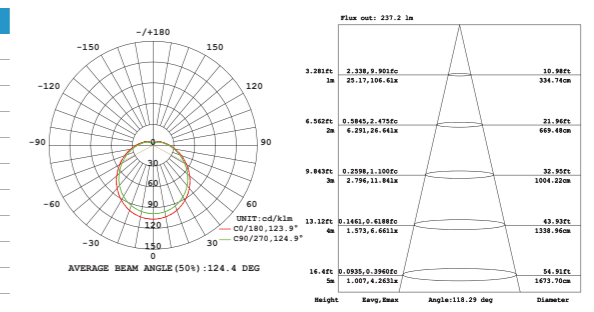
- * Voltage: AC 220-240V 50/60Hz 45mA
- * 15,000hrs long life time
- * Instant start with full bright output flick free
- * Perfect replacement for 40W incandescent Bulb
- * Low temperature, safety to touch
- * No UV or IR emission, mercury FREE
- * This lamp is not suitable for accent lighting



5.5W E14 490 Lumen



Item No.	R09117	R09221	R09118
Potencia nominal/Wattage(W)		5.5	
Temperatura de color/CCT(K)	3000K	4000K	5000K
Flujo luminoso/Luminous Flux(lm)	470	480	490
Tension nominal/Voltage(V)	AC 220-240V 50/60Hz		
Regulable/Dimmable	NO		
CRI	≥80		
Casquillo/Lamp Head	E14		
Angulo/Beam Angle(deg)	140°		
Material	Aluminio+PC+Cristal/Aluminum+PC+Glass		
Dimensiones/Dimensions(mm)	Φ45*82		



LED E14 Bulb

Características

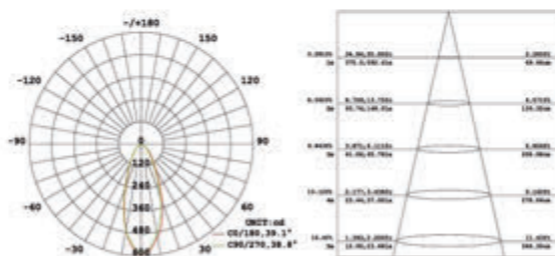
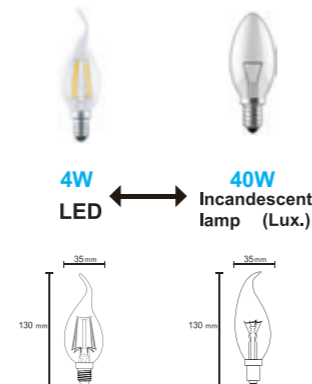
- * Voltaje: AC 220-240V 50/60Hz 35mA
- * 15,000 hrs. vida útil
- * Encendido instantaneo con potencia total
- * Perfecta para reemplazar la lampara incandescente de 40W
- * Baja temperatura al tacto
- * Libre de mercurio, Libre de emision UV & IR
- * Esta lampara no es idonea para la iluminacion de acentuacion

Features

- * Voltage: AC 220-240V 50/60Hz 35mA
- * 15,000hrs long life time
- * Instant start with full bright output flick free
- * Perfect replacement for 40W incandescent Bulb
- * Low temperature, safety to touch
- * No UV or IR emission, mercury FREE
- * This lamp is not suitable for accent lighting



4W E14 470 Lumen



Item No.	R09116
Potencia nominal/Wattage(W)	4
Temperatura de color/CCT(K)	2700K
Flujo luminoso/Luminous Flux(lm)	470
Tension nominal/Voltage(V)	AC 220-240V 50/60Hz
Regulable/Dimmable	NO
CRI	≥80
Casquillo/Lamp Head	E14
Angulo/Beam Angle(deg)	360°
Material	Aluminio+Cristal/Aluminum+Glass
Dimensiones/Dimensions(mm)	Φ35*130

LED E14 Bulb

Características


- * Voltaje: AC 220-240V 50/60Hz 35mA
- * 15,000 hrs. vida útil
- * Encendido instantaneo con potencia total
- * Perfecta para reemplazar la lampara incandescente de 40W
- * Baja temperatura al tacto
- * Libre de mercurio, Libre de emision UV & IR
- * Esta lampara no es idonea para la iluminacion de acentuacion

Features

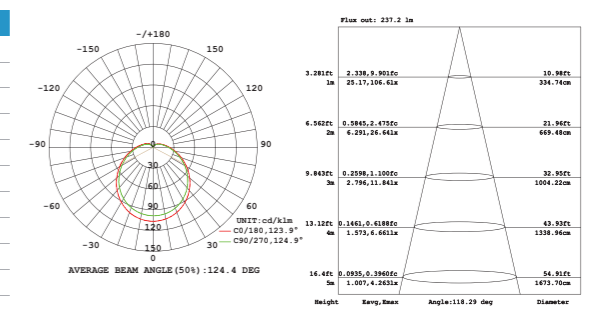
- * Voltage: AC 220-240V 50/60Hz 35mA
- * 15,000hrs long life time
- * Instant start with full bright output flick free
- * Perfect replacement for 40W incandescent Bulb
- * Low temperature, safety to touch
- * No UV or IR emission, mercury FREE
- * This lamp is not suitable for accent lighting



4W E14 470 Lumen



Item No.	R09241	R09242
Potencia nominal/Wattage(W)		4
Temperatura de color/CCT(K)	3000K	4000K
Flujo luminoso/Luminous Flux(lm)	470	485
Tension nominal/Voltage(V)	AC 220-240V 50/60Hz	
Regulable/Dimmable	NO	
CRI	≥80	
Casquillo/Lamp Head	E14	
Angulo/Beam Angle(deg)	360°	
Material	Aluminio+PC+Cristal/Aluminum+PC+Glass	
Dimensiones/Dimensions(mm)	Φ35*95	



LED E14 Bulb

Características


- * Voltaje: AC 220-240V/50Hz 55mA
- * 15,000 hrs. vida útil
- * Encendido instantaneo con potencia total
- * Perfecta para reemplazar la lampara incandescente de 60W
- * Baja temperatura al tacto
- * Libre de mercurio, Libre de emision UV & IR
- * Esta lampara no es idonea para la iluminacion de acentuacion

Features

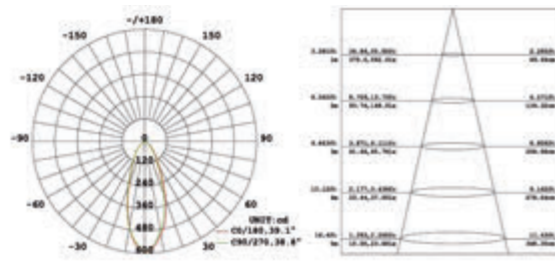
- * Voltage: AC 220-240V/50Hz 55mA
- * 15,000hrs long life time
- * Instant start with full bright output flick free
- * Perfect replacement for 60W incandescent Bulb
- * Low temperature, safety to touch
- * No UV or IR emission, mercury FREE
- * This lamp is not suitable for accent lighting



6.5W E14 800 Lumen



Item No.	R09239	R09240
Potencia nominal/Wattage(W)	6.5	6.5
Temperatura de color/CCT(K)	3000K	4000K
Flujo luminoso/Luminous Flux(lm)	790	800
Tension nominal/Voltage(V)	AC 220-240V/50Hz	
Regulable/Dimmable	NO	
CRI	≥80	
Casquillo/Lamp Head	E14	
Angulo/Beam Angle(deg)	360°	
Material	Aluminio+Cristal/Aluminum+Glass	
Dimensiones/Dimensions(mm)	Φ45*78	



LED E27 Bulb

Características


- * Voltaje: AC 220-240V 50/60Hz 55mA
- * 15,000 hrs. vida útil
- * Encendido instantaneo con potencia total
- * Perfecta para reemplazar la lampara incandescente de 75W
- * Baja temperatura al tacto
- * Libre de mercurio, Libre de emision UV & IR
- * Esta lampara no es idonea para la iluminacion de acentuacion

Features

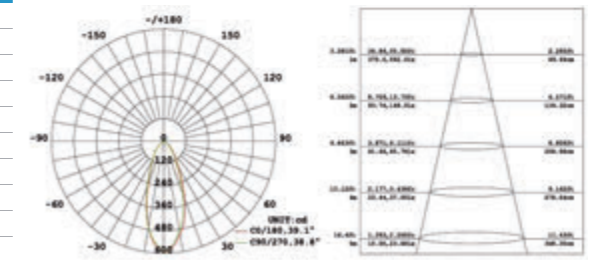
- * Voltage: AC 220-240V 50/60Hz 55mA
- * 15,000hrs long life time
- * Instant start with full bright output flick free
- * Perfect replacement for 75W incandescent Bulb
- * Low temperature, safety to touch
- * No UV or IR emission, mercury FREE
- * This lamp is not suitable for accent lighting



10W E27 1050 Lumen



Item No.	R09133	R09215	R09134
Potencia nominal/Wattage(W)	10	10	10
Temperatura de color/CCT(K)	3000K	4000K	5000K
Flujo luminoso/Luminous Flux(lm)	1055	1080	1100
Tension nominal/Voltage(V)	AC 220-240V 50/60Hz		
Regulable/Dimmable	NO		
CRI	≥80		
Casquillo/Lamp Head	E27		
Angulo/Beam Angle(deg)	320°		
Material	Aluminio+PC/Aluminum+PC		
Dimensiones/Dimensions(mm)	Φ60*112		



LED E27 Bulb

Características


- * Voltaje: AC 220-240V/50Hz 55mA
- * 15,000 hrs. vida útil
- * Encendido instantaneo con potencia total
- * Perfecta para reemplazar la lampara incandescente de 60W
- * Baja temperatura al tacto
- * Libre de mercurio, Libre de emision UV & IR
- * Esta lampara no es idonea para la iluminacion de acentuacion

Features

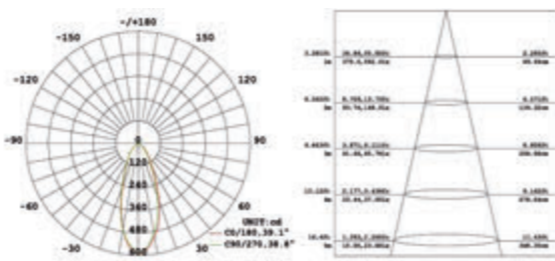
- * Voltage: AC 220-240V/50Hz 55mA
- * 15,000hrs long life time
- * Instant start with full bright output flick free
- * Perfect replacement for 60W incandescent Bulb
- * Low temperature, safety to touch
- * No UV or IR emission, mercury FREE
- * This lamp is not suitable for accent lighting



6.5W E27 800 Lumen



Item No.	R09237	R09238
Potencia nominal/Wattage(W)	6.5	6.5
Temperatura de color/CCT(K)	3000K	4000K
Flujo luminoso/Luminous Flux(lm)	790	800
Tension nominal/Voltage(V)	AC 220-240V/50Hz	
Regulable/Dimmable	NO	
CRI	≥80	
Casquillo/Lamp Head	E27	
Angulo/Beam Angle(deg)	360°	
Material	Aluminio+Cristal/Aluminum+Glass	
Dimensiones/Dimensions(mm)	Φ45*73	



LED E27 Bulb New

Características


- * Voltaje: AC 220-240V 50/60Hz 65mA
- * 15,000 hrs. vida útil
- * Encendido instantaneo con potencia total
- * Perfecta para reemplazar la lampara incandescente de 100W
- * Baja temperatura al tacto
- * Libre de mercurio, Libre de emision UV & IR
- * Esta lampara no es idonea para la iluminacion de acentuacion

Features

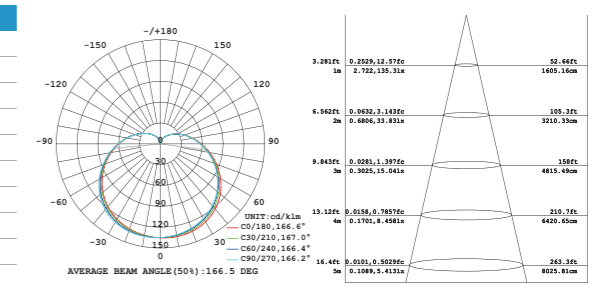
- * Voltage: AC 220-240V 50/60Hz 65mA
- * 15,000hrs long life time
- * Instant start with full bright output flick free
- * Perfect replacement for 100W incandescent Bulb
- * Low temperature, safety to touch
- * No UV or IR emission, mercury FREE
- * This lamp is not suitable for accent lighting



12W E27 1520 Lumen
DIMMABLE



Item No.	R09251	R09252	R09253
Potencia nominal/Wattage(W)	12	12	12
Temperatura de color/CCT(K)	2700K	3000K	4000K
Flujo luminoso/Luminous Flux(lm)	1440	1480	1520
Tension nominal/Voltage(V)	AC 220-240V 50/60Hz		
Regulable/Dimmable	YES		
CRI	≥80		
Casquillo/Lamp Head	E27		
Angulo/Beam Angle(deg)	360°		
Material	Aluminio+Cristal/Aluminum+Glass		
Dimensiones/Dimensions(mm)	Φ60*108		



LED E27 Bulb

Características

- * Voltaje: AC 220-240V 50/60Hz 56mA
- * 15,000 hrs. vida útil
- * Encendido instantaneo con potencia total
- * Perfecta para reemplazar la lampara incandescente de 60W
- * Baja temperatura al tacto
- * Libre de mercurio, Libre de emision UV & IR
- * Esta lampara no es idonea para la iluminacion de acentuacion

Features

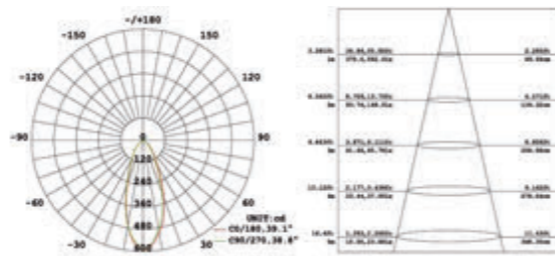
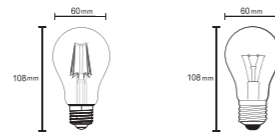
- * Voltage: AC 220-240V 50/60Hz 56mA
- * 15,000hrs long life time
- * Instant start with full bright output flick free
- * Perfect replacement for 60W incandescent Bulb
- * Low temperature, safety to touch
- * No UV or IR emission, mercury FREE
- * This lamp is not suitable for accent lighting



7W E27 800 Lumen



7W LED ↔ 60W Incandescent lamp (Lux.)



Item No.	R09131	R09250	R09211
Potencia nominal/Wattage(W)		7	
Temperatura de color/CCT(K)	2700K	3000K	4000K
Flujo luminoso/Luminous Flux(lm)		800	
Tension nominal/Voltage(V)	AC 220-240V 50/60Hz		
Regulable/Dimmable	NO		
CRI	≥80		
Casquillo/Lamp Head	E27		
Angulo/Beam Angle(deg)	360°		
Material	Cristal / Glass		
Dimensiones/Dimensions(mm)	Φ60*108		

LED E27 Bulb

Características

- * Voltaje: AC 220-240V 50/60Hz 75mA
- * 15,000 hrs. vida útil
- * Encendido instantaneo con potencia total
- * Perfecta para reemplazar la lampara incandescente de 75W
- * Baja temperatura al tacto
- * Libre de mercurio, Libre de emision UV & IR
- * Esta lampara no es idonea para la iluminacion de acentuacion

Features

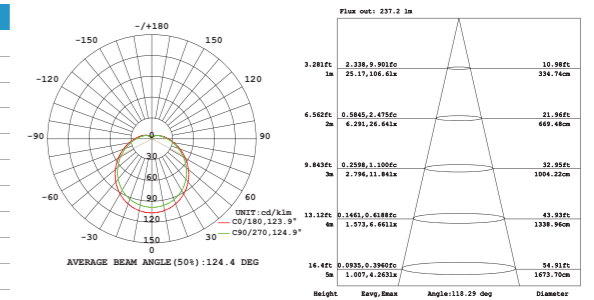
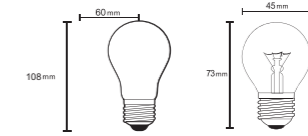
- * Voltage: AC 220-240V 50/60Hz 75mA
- * 15,000hrs long life time
- * Instant start with full bright output flick free
- * Perfect replacement for 55W incandescent Bulb
- * Low temperature, safety to touch
- * No UV or IR emission, mercury FREE
- * This lamp is not suitable for accent lighting



9W E27 1055 Lumen



9W LED ↔ 75W Incandescent lamp (Lux.)



Item No.	R09234	R09235
Potencia nominal/Wattage(W)	9	
Temperatura de color/CCT(K)	3000K	4000K
Flujo luminoso/Luminous Flux(lm)	1055	1090
Tension nominal/Voltage(V)	AC 220-240V 50/60Hz	
Regulable/Dimmable	NO	
CRI	≥80	
Casquillo/Lamp Head	E27	
Angulo/Beam Angle(deg)	360°	
Material	Cristal+PC+Metal/Glass+PC+Metal	
Dimensiones/Dimensions(mm)	Φ60*108	

LED E27 Bulb

Características

- * Voltaje: AC 220-240V 50/60Hz 35mA
- * 15,000 hrs. vida útil
- * Encendido instantaneo con potencia total
- * Perfecta para reemplazar la lampara incandescente de 40W
- * Baja temperatura al tacto
- * Libre de mercurio, Libre de emision UV & IR
- * Esta lampara no es idonea para la iluminacion de acentuacion

Features

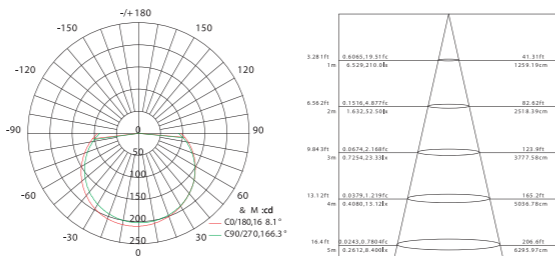
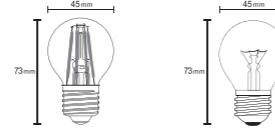
- * Voltage: AC 220-240V 50/60Hz 35mA
- * 15,000hrs long life time
- * Instant start with full bright output flick free
- * Perfect replacement for 40W incandescent Bulb
- * Low temperature, safety to touch
- * No UV or IR emission, mercury FREE
- * This lamp is not suitable for accent lighting



4W E27 470 Lumen



4W LED ↔ 40W Incandescent lamp (Lux.)



Item No.	R09132
Potencia nominal/Wattage(W)	4
Temperatura de color/CCT(K)	2700K
Flujo luminoso/Luminous Flux(lm)	470
Tension nominal/Voltage(V)	AC 220-240V 50/60Hz
Regulable/Dimmable	NO
CRI	≥80
Casquillo/Lamp Head	E27
Angulo/Beam Angle(deg)	360°
Material	Cristal / Glass
Dimensiones/Dimensions(mm)	Φ45*73

LED E27 Bulb

Características

- * Voltaje: AC 220-240V 50/60Hz 45mA
- * 15,000 hrs. vida útil
- * Encendido instantaneo con potencia total
- * Perfecta para reemplazar la lampara incandescente de 40W
- * Baja temperatura al tacto
- * Libre de mercurio, Libre de emision UV & IR
- * Esta lampara no es idonea para la iluminacion de acentuacion

Features

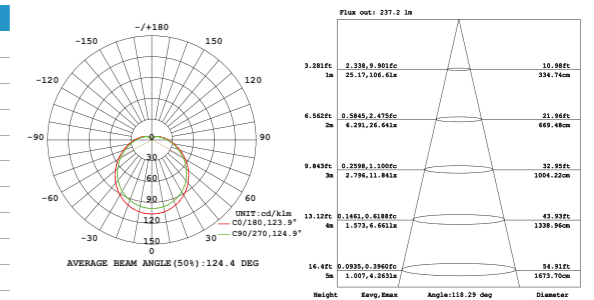
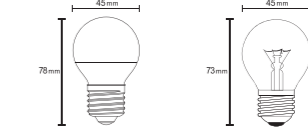
- * Voltage: AC 220-240V 50/60Hz 45mA
- * 15,000hrs long life time
- * Instant start with full bright output flick free
- * Perfect replacement for 40W incandescent Bulb
- * Low temperature, safety to touch
- * No UV or IR emission, mercury FREE
- * This lamp is not suitable for accent lighting



5.5W E27 490 Lumen



5.5W LED ↔ 40W Incandescent lamp (Lux.)



Item No.	R09135	R09223	R09136
Potencia nominal/Wattage(W)	5.5		
Temperatura de color/CCT(K)	3000K	4000K	5000K
Flujo luminoso/Luminous Flux(lm)	470	480	490
Tension nominal/Voltage(V)	AC 220-240V 50/60Hz		
Regulable/Dimmable	NO		
CRI	≥80		
Casquillo/Lamp Head	E27		
Angulo/Beam Angle(deg)	140°		
Material	Cristal+PC+Metal/Glass+PC+Metal		
Dimensiones/Dimensions(mm)	Φ45*78		

LED E27 Bulb

Características

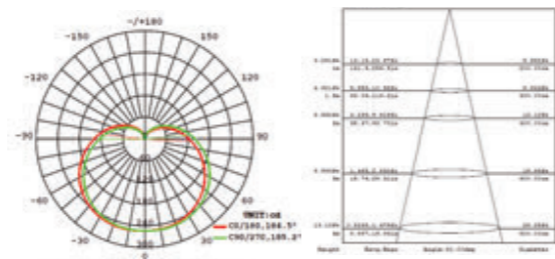

- * Voltaje: AC 220-240V 50/60Hz 60mA
- * 20,000 hrs. vida útil
- * Encendido instantaneo con potencia total
- * Perfecta para reemplazar la lampara incandescente de 100W
- * Baja temperatura al tacto
- * Libre de mercurio, Libre de emision UV & IR
- * Esta lampara no es idonea para la iluminacion de acentuacion

Features

- * Voltage: AC 220-240V 50/60Hz 60mA
- * 20,000hrs long life time
- * Instant start with full bright output flick free
- * Perfect replacement for 100W incandescent Bulb
- * Low temperature, safety to touch
- * No UV or IR emission, mercury FREE
- * This lamp is not suitable for accent lighting



11W E27 850 Lumen
Dimmable



Item No.	R09137
Potencia nominal/Wattage(W)	11
Temperatura de color/CCT(K)	3000K
Flujo luminoso/Luminous Flux(lm)	850
Tension nominal/Voltage(V)	AC 220-240V 50/60Hz
Regulable/Dimmable	YES
CRI	≥80
Casquillo/Lamp Head	E27
Angulo/Beam Angle(deg)	240°
Material	PBT+crystal/glass
Dimensiones/Dimensions(mm)	Φ60*110

LED E27 Bulb

Características


- * Voltaje: AC 220-240V 50/60Hz 60mA
- * 25,000 hrs. vida útil
- * Encendido instantaneo con potencia total
- * Perfecta para reemplazar la lampara incandescente de 140W
- * Baja temperatura al tacto
- * Libre de mercurio, Libre de emision UV & IR
- * Esta lampara no es idonea para la iluminacion de acentuacion

Features

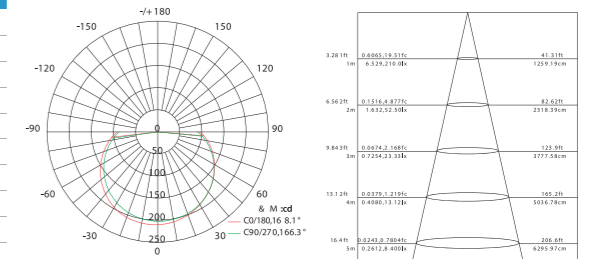
- * Voltage: AC 220-240V 50/60Hz 60mA
- * 25,000hrs long life time
- * Instant start with full bright output flick free
- * Perfect replacement for 140W incandescent Bulb
- * Low temperature, safety to touch
- * No UV or IR emission, mercury FREE
- * This lamp is not suitable for accent lighting



14W E27 1309 Lumen
G95



Item No.	R09122	R09123
Potencia nominal/Wattage(W)	14	14
Temperatura de color/CCT(K)	3000K	5000K
Flujo luminoso/Luminous Flux(lm)	1259	1309
Tension nominal/Voltage(V)	AC 220-240V 50/60Hz	
Regulable/Dimmable	NO	
CRI	≥80	
Casquillo/Lamp Head	E27	
Angulo/Beam Angle(deg)	180°	
Material	Aluminio+PC/Aluminum+PC	
Dimensiones/Dimensions(mm)	Φ95*131	



LED E27 Bulb

Características

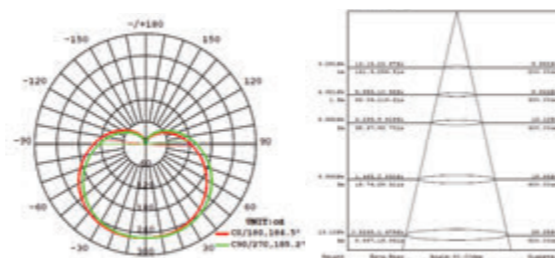
- * Voltaje: AC 220-240V 50/60Hz 72mA
- * 15,000 hrs. vida útil
- * Encendido instantaneo con potencia total
- * Perfecta para reemplazar la lampara incandescente de 125W
- * Baja temperatura al tacto
- * Libre de mercurio, Libre de emision UV & IR
- * Esta lampara no es idonea para la iluminacion de acentuacion

Features

- * Voltage: AC 220-240V 50/60Hz 72mA
- * 15,000hrs long life time
- * Instant start with full bright output flick free
- * Perfect replacement for 125W incandescent Bulb
- * Low temperature, safety to touch
- * No UV or IR emission, mercury FREE
- * This lamp is not suitable for accent lighting



14W E27 1510 Lumen



Item No.	R09139	R09140
Potencia nominal/Wattage(W)	14	14
Temperatura de color/CCT(K)	3000K	4000K
Flujo luminoso/Luminous Flux(lm)	1460	1510
Tension nominal/Voltage(V)	AC 220-240V 50/60Hz	
Regulable/Dimmable	NO	
CRI	≥80	
Casquillo/Lamp Head	E27	
Angulo/Beam Angle(deg)	240°	
Material	PBT+crystal/glass	
Dimensiones/Dimensions(mm)	Φ60*120	

LED E27 Bulb

Características

- * Voltaje: AC 220-240V 50/60Hz 165mA
- * 15,000 hrs. vida útil
- * Encendido instantaneo con potencia total
- * Perfecta para reemplazar la lampara incandescente de 175W
- * Baja temperatura al tacto
- * Libre de mercurio, Libre de emision UV & IR
- * Esta lampara no es idonea para la iluminacion de acentuacion

Features

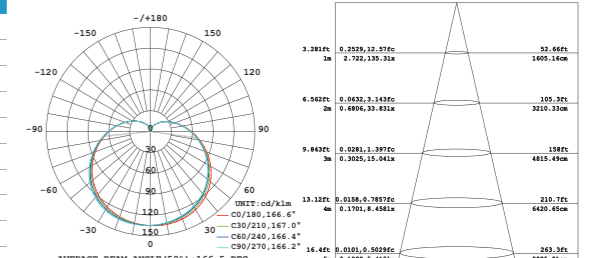
- * Voltage: AC 220-240V 50/60Hz 165mA
- * 15,000hrs long life time
- * Instant start with full bright output flick free
- * Perfect replacement for 175W incandescent Bulb
- * Low temperature, safety to touch
- * No UV or IR emission, mercury FREE
- * This lamp is not suitable for accent lighting



20W E27 2000 Lumen
G120



Item No.	R09212	R09213
Potencia nominal/Wattage(W)	20	20
Temperatura de color/CCT(K)	3000K	4000K
Flujo luminoso/Luminous Flux(lm)	1900	2000
Tension nominal/Voltage(V)	AC 220-240V 50/60Hz	
Regulable/Dimmable	NO	
CRI	≥80	
Casquillo/Lamp Head	E27	
Angulo/Beam Angle(deg)	270°	
Material	Aluminio+Crystal/Aluminum+Glass	
Dimensiones/Dimensions(mm)	Φ120*157	



LED E27 Bulb

Características

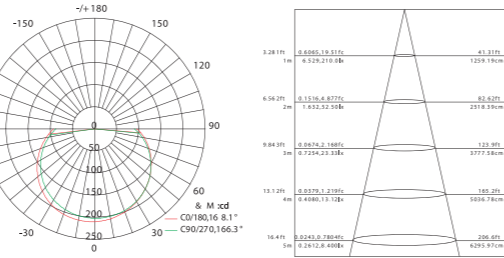
- * Voltaje: AC 220-240V 50/60Hz 56mA
- * 15,000 hrs. vida útil
- * Encendido instantaneo con potencia total
- * Perfecta para reemplazar la lampara incandescente de 60W
- * Baja temperatura al tacto
- * Libre de mercurio, Libre de emision UV & IR
- * Esta lampara no es idonea para la iluminacion de acentuacion

Features

- * Voltage: AC 220-240V 50/60Hz 56mA
- * 15,000hrs long life time
- * Instant start with full bright output flick free
- * Perfect replacement for 60W incandescent Bulb
- * Low temperature, safety to touch
- * No UV or IR emission, mercury FREE
- * This lamp is not suitable for accent lighting



6.5W E27 720 Lumen
G95



Item No.	R09244	R09245
Potencia nominal/Wattage(W)	6.5	
Temperatura de color/CCT(K)	3000K	4000K
Flujo luminoso/Luminous Flux(lm)	720	740
Tension nominal/Voltage(V)	AC 220-240V 50/60Hz	
Regulable/Dimmable	NO	
CRI	≥80	
Casquillo/Lamp Head	E27	
Angulo/Beam Angle(deg)	360°	
Material	Aluminio+Glass Lens/Aluminum+Glass Lens	
Dimensiones/Dimensions(mm)	Φ95*133	

LED E27 Bulb

Características

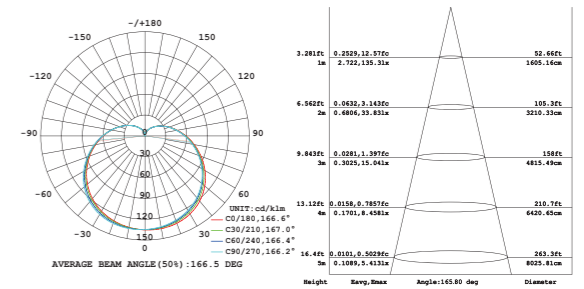
- * Voltaje: AC 220-240V 50/60Hz 56mA
- * 15,000 hrs. vida útil
- * Encendido instantaneo con potencia total
- * Perfecta para reemplazar la lampara incandescente de 60W
- * Baja temperatura al tacto
- * Libre de mercurio, Libre de emision UV & IR
- * Esta lampara no es idonea para la iluminacion de acentuacion

Features

- * Voltage: AC 220-240V 50/60Hz 56mA
- * 15,000hrs long life time
- * Instant start with full bright output flick free
- * Perfect replacement for 60W incandescent Bulb
- * Low temperature, safety to touch
- * No UV or IR emission, mercury FREE
- * This lamp is not suitable for accent lighting



6.5W E27 650 Lumen
G95



Item No.	R09229
Potencia nominal/Wattage(W)	6.5
Temperatura de color/CCT(K)	2200K
Flujo luminoso/Luminous Flux(lm)	650
Tension nominal/Voltage(V)	AC 220-240V 50/60Hz
Regulable/Dimmable	NO
CRI	≥80
Casquillo/Lamp Head	E27
Angulo/Beam Angle(deg)	360°
Material	Aluminio+Cristal/Aluminum+Glass
Dimensiones/Dimensions(mm)	Φ95*133

LED E27 Bulb

Características

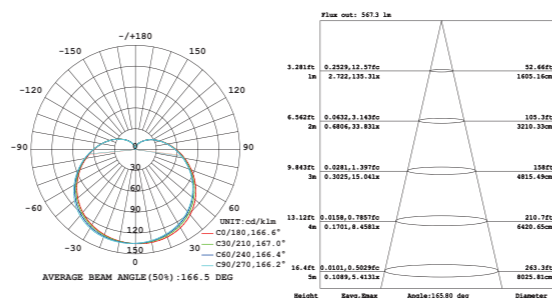
- * Voltaje: AC 220-240V 50/60Hz 45mA
- * 15,000 hrs. vida útil
- * Encendido instantaneo con potencia total
- * Perfecta para reemplazar la lampara incandescente de 60W
- * Baja temperatura al tacto
- * Libre de mercurio, Libre de emision UV & IR
- * Esta lampara no es idonea para la iluminacion de acentuacion

Features

- * Voltage: AC 220-240V 50/60Hz 45mA
- * 15,000hrs long life time
- * Instant start with full bright output flick free
- * Perfect replacement for 60W incandescent Bulb
- * Low temperature, safety to touch
- * No UV or IR emission, mercury FREE
- * This lamp is not suitable for accent lighting



8W E27 720 Lumen
G95
Dimmable



Item No.	R09246
Potencia nominal/Wattage(W)	8
Temperatura de color/CCT(K)	3000K
Flujo luminoso/Luminous Flux(lm)	720
Tension nominal/Voltage(V)	AC 220-240V 50/60Hz
Regulable/Dimmable	YES
CRI	≥80
Casquillo/Lamp Head	E27
Angulo/Beam Angle(deg)	360°
Material	Aluminio+Cristal/Aluminum+Glass
Dimensiones/Dimensions(mm)	Φ95*133

LED E27 Bulb

Características

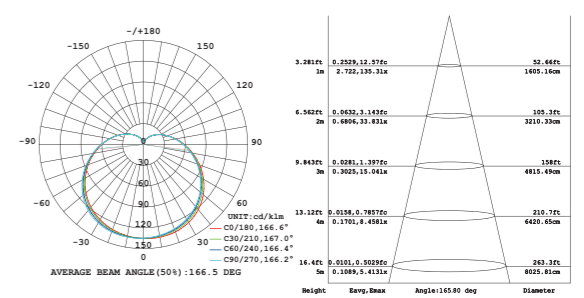
- * Voltaje: AC 220-240V 50/60Hz 56mA
- * 15,000 hrs. vida útil
- * Encendido instantaneo con potencia total
- * Perfecta para reemplazar la lampara incandescente de 60W
- * Baja temperatura al tacto
- * Libre de mercurio, Libre de emision UV & IR
- * Esta lampara no es idonea para la iluminacion de acentuacion

Features

- * Voltage: AC 220-240V 50/60Hz 56mA
- * 15,000hrs long life time
- * Instant start with full bright output flick free
- * Perfect replacement for 60W incandescent Bulb
- * Low temperature, safety to touch
- * No UV or IR emission, mercury FREE
- * This lamp is not suitable for accent lighting



6.5W E27 650 Lumen
G125



Item No.	R09230
Potencia nominal/Wattage(W)	6.5
Temperatura de color/CCT(K)	2200K
Flujo luminoso/Luminous Flux(lm)	650
Tension nominal/Voltage(V)	AC 220-240V 50/60Hz
Regulable/Dimmable	NO
CRI	≥80
Casquillo/Lamp Head	E27
Angulo/Beam Angle(deg)	360°
Material	Aluminio+Cristal/Aluminum+Glass
Dimensiones/Dimensions(mm)	Φ125*176

LED E27 ST64 Bulb

Características

- * Voltaje: AC 220-240V 50/60Hz 45mA
- * 15,000 hrs. vida útil
- * Encendido instantáneo con potencia total
- * Perfecta para reemplazar la lámpara incandescente de 60W
- * Baja temperatura al tacto
- * Libre de mercurio, Libre de emisión UV & IR
- * Esta lámpara no es idónea para la iluminación de acentuación

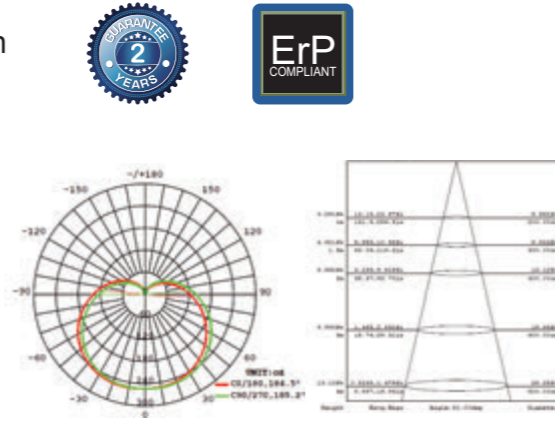

Features

- * Voltage: AC 220-240V 50/60Hz 45mA
- * 15,000hrs long life time
- * Instant start with full bright output flick free
- * Perfect replacement for 60W incandescent Bulb
- * Low temperature, safety to touch
- * No UV or IR emission, mercury FREE
- * This lamp is not suitable for accent lighting



8W E27 800 Lumen
ST64
Dimmable

Item No.	R09206
Potencia nominal/Wattage(W)	8
Temperatura de color/CCT(K)	2200K
Flujo luminoso/Luminous Flux(lm)	800
Tension nominal/Voltage(V)	AC 220-240V 50/60Hz
Regulable/Dimmable	YES
CRI	≥80
Casquillo/Lamp Head	E27
Angulo/Beam Angle(deg)	360°
Material	Aluminio+Cristal/Aluminum+Glass
Dimensiones/Dimensions(mm)	Φ64*142



LED E27 G95 Bulb

Características

- * Voltaje: AC 220-240V 50/60Hz 45mA
- * 15,000 hrs. vida útil
- * Encendido instantáneo con potencia total
- * Perfecta para reemplazar la lámpara incandescente de 60W
- * Baja temperatura al tacto
- * Libre de mercurio, Libre de emisión UV & IR
- * Esta lámpara no es idónea para la iluminación de acentuación

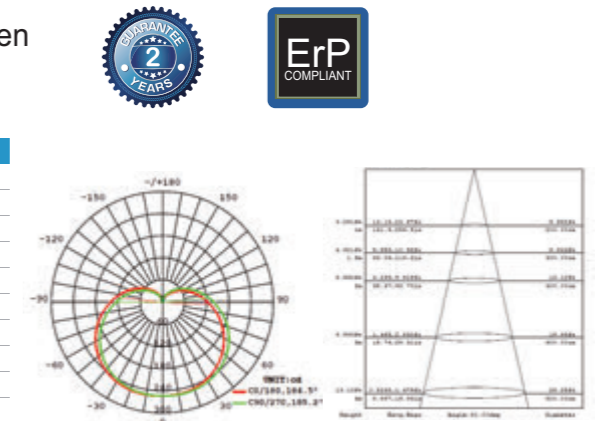

Features

- * Voltage: AC 220-240V 50/60Hz 45mA
- * 15,000hrs long life time
- * Instant start with full bright output flick free
- * Perfect replacement for 60W incandescent Bulb
- * Low temperature, safety to touch
- * No UV or IR emission, mercury FREE
- * This lamp is not suitable for accent lighting



8W E27 800 Lumen
G95
Dimmable

Item No.	R09204
Potencia nominal/Wattage(W)	8
Temperatura de color/CCT(K)	2200K
Flujo luminoso/Luminous Flux(lm)	800
Tension nominal/Voltage(V)	AC 220-240V 50/60Hz
Regulable/Dimmable	YES
CRI	≥80
Casquillo/Lamp Head	E27
Angulo/Beam Angle(deg)	360°
Material	Aluminio+Cristal/Aluminum+Glass
Dimensiones/Dimensions(mm)	Φ95*135



LED E27 Bulb

Características

- * Voltaje: AC 220-240V 50/60Hz 56mA
- * 15,000 hrs. vida útil
- * Encendido instantáneo con potencia total
- * Perfecta para reemplazar la lámpara incandescente de 60W
- * Baja temperatura al tacto
- * Libre de mercurio, Libre de emisión UV & IR
- * Esta lámpara no es idónea para la iluminación de acentuación

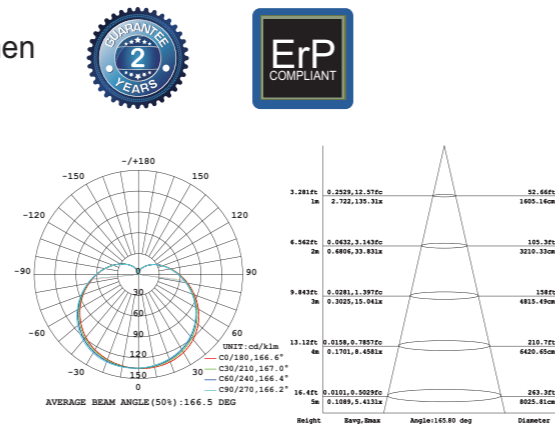
Features

- * Voltage: AC 220-240V 50/60Hz 56mA
- * 15,000hrs long life time
- * Instant start with full bright output flick free
- * Perfect replacement for 60W incandescent Bulb
- * Low temperature, safety to touch
- * No UV or IR emission, mercury FREE
- * This lamp is not suitable for accent lighting



6.5W E27 650 Lumen
ST64

Item No.	R09228
Potencia nominal/Wattage(W)	6.5
Temperatura de color/CCT(K)	2200K
Flujo luminoso/Luminous Flux(lm)	650
Tension nominal/Voltage(V)	AC 220-240V 50/60Hz
Regulable/Dimmable	NO
CRI	≥80
Casquillo/Lamp Head	E27
Angulo/Beam Angle(deg)	360°
Material	Aluminio+Cristal/Aluminum+Glass
Dimensiones/Dimensions(mm)	Φ64*138



LED E27 G125 Bulb

Características

- * Voltaje: AC 220-240V 50/60Hz 45mA
- * 15,000 hrs. vida útil
- * Encendido instantáneo con potencia total
- * Perfecta para reemplazar la lámpara incandescente de 60W
- * Baja temperatura al tacto
- * Libre de mercurio, Libre de emisión UV & IR
- * Esta lámpara no es idónea para la iluminación de acentuación

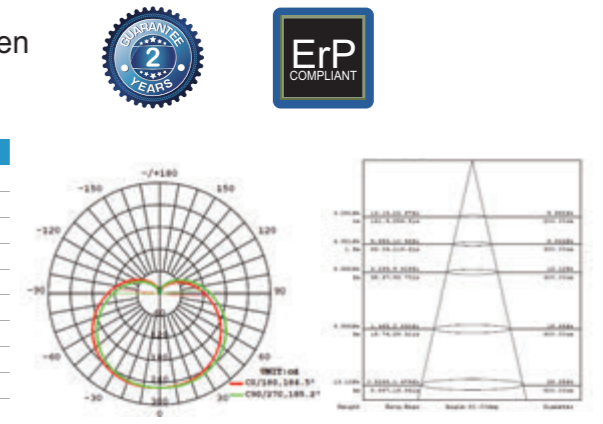

Features

- * Voltage: AC 220-240V 50/60Hz 45mA
- * 15,000hrs long life time
- * Instant start with full bright output flick free
- * Perfect replacement for 60W incandescent Bulb
- * Low temperature, safety to touch
- * No UV or IR emission, mercury FREE
- * This lamp is not suitable for accent lighting



8W E27 800 Lumen
G125
Dimmable

Item No.	R09205
Potencia nominal/Wattage(W)	8
Temperatura de color/CCT(K)	2200K
Flujo luminoso/Luminous Flux(lm)	800
Tension nominal/Voltage(V)	AC 220-240V 50/60Hz
Regulable/Dimmable	YES
CRI	≥80
Casquillo/Lamp Head	E27
Angulo/Beam Angle(deg)	360°
Material	Aluminio+Cristal/Aluminum+Glass
Dimensiones/Dimensions(mm)	Φ125*170



LED E27 T30 Bulb

Características

- * Voltaje: AC 220-240V 50/60Hz 430mA
- * 20,000 hrs. vida útil
- * Encendido instantaneo con potencia total
- * Perfecta para reemplazar la lampara incandescente de 55W
- * Baja temperatura al tacto
- * Libre de mercurio, Libre de emision UV & IR
- * Esta lampara no es idonea para la iluminacion de acentuacion

Features

- * Voltage: AC 220-240V 50/60Hz 430mA
- * 20,000hrs long life time
- * Instant start with full bright output flick free
- * Perfect replacement for 55W incandescent Bulb
- * Low temperature, safety to touch
- * No UV or IR emission, mercury FREE
- * This lamp is not suitable for accent lighting

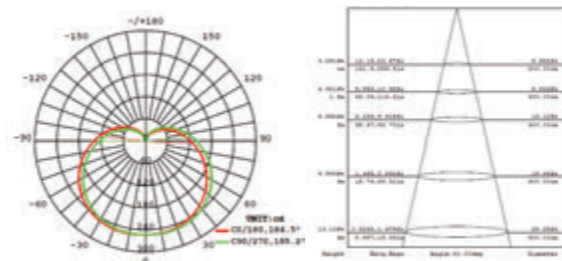


6W E27 575 Lumen
T30



6W
LED

55W
Incandescent
lamp (Lux.)



LED E27 T30 Bulb

Características

- * Voltaje: AC 220-240V 50/60Hz 430mA
- * 20,000 hrs. vida útil
- * Encendido instantaneo con potencia total
- * Perfecta para reemplazar la lampara incandescente de 70W
- * Baja temperatura al tacto
- * Libre de mercurio, Libre de emision UV & IR
- * Esta lampara no es idonea para la iluminacion de acentuacion

Features

- * Voltage: AC 220-240V 50/60Hz 430mA
- * 20,000hrs long life time
- * Instant start with full bright output flick free
- * Perfect replacement for 70W incandescent Bulb
- * Low temperature, safety to touch
- * No UV or IR emission, mercury FREE
- * This lamp is not suitable for accent lighting

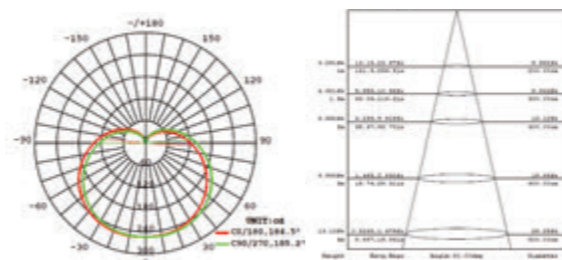


7W E27 660 Lumen
T30



7W
LED

70W
Incandescent
lamp (Lux.)



LED GX53 Bulb

Características

- * Voltaje: AC 100-250V 50/60Hz 80mA
- * 20,000 hrs. vida útil
- * Encendido instantaneo con potencia total
- * Perfecta para reemplazar la lampara incandescente de 80W
- * Baja temperatura al tacto
- * Libre de mercurio, Libre de emision UV & IR
- * Esta lampara no es idonea para la iluminacion de acentuacion

Features

- * Voltage: AC 100-250V 50/60Hz 80mA
- * 20,000hrs long life time
- * Instant start with full bright output flick free
- * Perfect replacement for 80W incandescent Bulb
- * Low temperature, safety to touch
- * No UV or IR emission, mercury FREE
- * This lamp is not suitable for accent lighting

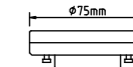
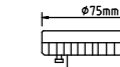


9W GX53 730 Lumen

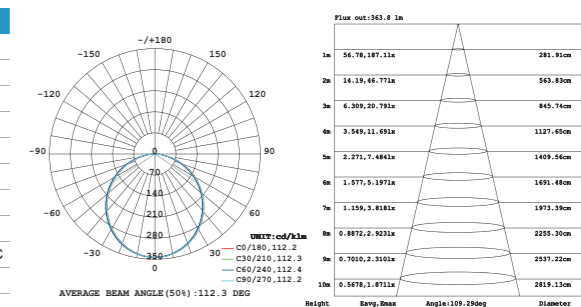


9W
LED

80W
Incandescent
lamp (Lux.)



Item No.	R09224	R09225
Potencia nominal/Wattage(W)	9	9
Temperatura de color/CCT(K)	3000K	4000K
Flujo luminoso/Luminous Flux(lm)	730	740
Tension nominal/Voltage(V)	AC 100-250V 50/60Hz	
Regulable/Dimmable	NO	
CRI	≥80	
Casquillo/Lamp Head	GX53	
Angulo/Beam Angle(deg)	120°	
Material	estampacion de aluminio&PC / Stamping aluminium&PC	
Dimensiones/Dimensions(mm)	Φ75*24	



LED GX53 Bulb

Características


- * Voltaje: AC 100-250V 50/60Hz 104mA
- * 20,000 hrs. vida útil
- * Encendido instantaneo con potencia total
- * Perfecta para reemplazar la lampara incandescente de 100W
- * Baja temperatura al tacto
- * Libre de mercurio, Libre de emision UV & IR
- * Esta lampara no es idonea para la iluminacion de acentuacion

Features

- * Voltage: AC 100-250V 50/60Hz 104mA
- * 20,000hrs long life time
- * Instant start with full bright output flick free
- * Perfect replacement for 100W incandescent Bulb
- * Low temperature, safety to touch
- * No UV or IR emission, mercury FREE
- * This lamp is not suitable for accent lighting

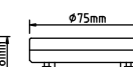
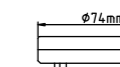


12W GX53 930 Lumen

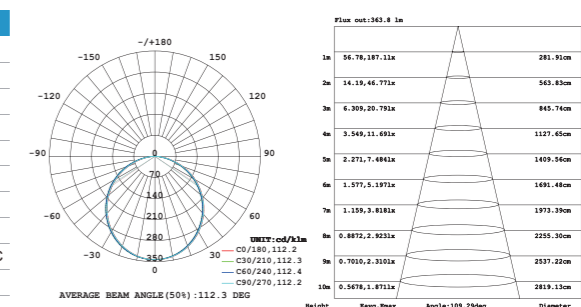


12W
LED

100W
Incandescent
lamp (Lux.)



Item No.	R09248	R09249
Potencia nominal/Wattage(W)	12	12
Temperatura de color/CCT(K)	3000K	4000K
Flujo luminoso/Luminous Flux(lm)	930	960
Tension nominal/Voltage(V)	AC 100-250V 50/60Hz	
Regulable/Dimmable	NO	
CRI	≥80	
Casquillo/Lamp Head	GX53	
Angulo/Beam Angle(deg)	120°	
Material	estampacion de aluminio&PC / Stamping aluminium&PC	
Dimensiones/Dimensions(mm)	Φ74*28	



6900	BRANDON	250	7062	CHAMONIX	348	7183	LEVI	352	7297	ERIS	42	7377	DRIVER TIRAS LED STRIPS	277	7411	PERFILES LED PROFILES	274
6901	BRANDON	250	7063	CHAMONIX	348	7184	LEVI	370	7298	ERIS	44	7378	DRIVER TIRAS LED STRIPS	275	7412	PERFILES LED PROFILES	274
6902	BRANDON	250	7065	VERBIER	364	7185	LEVI	370	7299	ERIS	44	7379	DRIVER TIRAS LED STRIPS	275	7413	PERFILES LED PROFILES	274
6903	BRANDON	250	7066	VERBIER	364	7186	LEVI	371	7300	ERIS	46	7380	DRIVER TIRAS LED STRIPS	275	7414	PERFILES LED PROFILES	274
6905	ASTUN	402	7070	SOLDEN	345	7187	LEVI	371	7301	ERIS	46	7381	PERFILES LED PROFILES	264	7415	PERFILES LED PROFILES	274
6906	ASTUN	402	7071	SOLDEN	345	7197	DURBAN	52	7305	ORION	144	7382	PERFILES LED PROFILES	264	7416	PERFILES LED PROFILES	274
6907	ASTUN	402	7072	SOLDEN	344	7198	DURBAN	52	7306	ORION	146	7383	PERFILES LED PROFILES	264	7417	PERFILES LED PROFILES	268
7011	BAKER	434	7073	SOLDEN	344	7199	DURBAN	52	7307	ORION	148	7384	PERFILES LED PROFILES	264	7418	PERFILES LED PROFILES	268
7012	BAKER	434	7080	GUINCHO	222	7200	FUJI	212	7308	ORION	146	7385	PERFILES LED PROFILES	264	7419	PERFILES LED PROFILES	268
7013	BAKER	436	7081	GUINCHO	222	7201	FUJI	212	7310	SIRIO	154	7386	PERFILES LED PROFILES	264	7420	URANO	285
7014	BAKER	436	7082	GUINCHO	222	7202	FUJI	212	7311	SIRIO	156	7387	PERFILES LED PROFILES	264	7421	URANO	285
7015	BAKER	434	7083	GUINCHO	222	7203	FUJI	212	7312	SIRIO	150	7388	PERFILES LED PROFILES	264	7422	URANO	285
7016	BAKER	434	7085	MERIBEL	406	7204	FUJI	212	7313	SIRIO	153	7389	PERFILES LED PROFILES	264	7423	URANO	287
7017	BAKER	436	7086	MERIBEL	340	7205	FUJI	212	7315	IPSILON	200	7390	PERFILES LED PROFILES	264	7424	URANO	287
7018	BAKER	436	7088	CHEVALIER	414	7206	FUJI	212	7316	IPSILON	200	7391	PERFILES LED PROFILES	264	7425	URANO	287
7021	ASPEN	438	7090	SAPPPORO	400	7207	FUJI	212	7317	IPSILON	202	7392	PERFILES LED PROFILES	264	7426	URANO	289
7022	ASPEN	438	7091	SAPPPORO	400	7208	FUJI	214	7318	IPSILON	202	7393	PERFILES LED PROFILES	265	7427	URANO	289
7023	ASPEN	438	7092	SAPPPORO	400	7209	FUJI	214	7319	IPSILON	200	7394	PERFILES LED PROFILES	265	7428	URANO	289
7024	ASPEN	438	7093	SAPPPORO	400	7210	FUJI	214	7320	IPSILON	200	7395	PERFILES LED PROFILES	265	7429	URANO	291
7025	ASPEN	438	7098	YETI	342	7211	FUJI	214	7321	IPSILON	200	7396	PERFILES LED PROFILES	265	7430	URANO	291
7026	ASPEN	438	7100	K2	398	7212	FUJI	214	7322	IPSILON	200	7397	PERFILES LED PROFILES	265	7431	URANO	291
7027	ASPEN	440	7101	K2	398	7213	FUJI	214	7360	TIRAS LED STRIPS	261	7398	PERFILES LED PROFILES	265	7435	DAVOS XL	328
7028	ASPEN	440	7105	TAOS	420	7214	FUJI	214	7361	TIRAS LED STRIPS	261	7399	PERFILES LED PROFILES	265	7436	DAVOS XL	328
7029	ASPEN	440	7106	TAOS	420	7215	FUJI	214	7362	TIRAS LED STRIPS	261	7400	PERFILES LED PROFILES	265	7437	DAVOS XL	328
7030	ASPEN	440	7107	TAOS	426	7216	FUJI	212	7363	TIRAS LED STRIPS	262	7401	PERFILES LED PROFILES	265	7438	DAVOS XL	328
7031	ASPEN	440	7108	TAOS	350	7217	FUJI	212	7364	TIRAS LED STRIPS	262	7402	PERFILES LED PROFILES	265	7451	NEPTUNO	228
7032	ASPEN	440	7109	TAOS	350	7218	FUJI	212	7365	TIRAS LED STRIPS	262	7403	TIRAS LED STRIPS	263	7452	NEPTUNO	228
7037	KANDANCHU	322	7110	COOK	110	7219	FUJI	212	7366	TIRAS LED STRIPS	260	7404	TIRAS LED STRIPS	263	7453	NEPTUNO	228
7038	KANDANCHU	322	7111	COOK	110	7220	FUJI	212	7367	TIRAS LED STRIPS	260	7405	TIRAS LED STRIPS	263	7454	NEPTUNO	228
7039	KANDANCHU	323	7115	K3	394	7221	FUJI	212	7368	TIRAS LED STRIPS	260	7406	TIRAS LED STRIPS	263	7460	MURAL	94
7040	KANDANCHU	323	7116	K3	394	7222	FUJI	212	7369	TIRAS LED STRIPS	263	7407	PERFILES LED PROFILES	274	7462	MURAL	118
7045	ALPINE	346	7130	POLINESIA	374	7223	FUJI	212	7370	TIRAS LED STRIPS	263	7408	PERFILES LED PROFILES	274	7463	MURAL	118
7046	ALPINE	346	7131	POLINESIA	372	7224	FUJI	212	7371	DRIVER TIRAS LED STRIPS	276	7409	PERFILES LED PROFILES	274	7464	MURAL	170
7050	UTAH	338	7133	POLINESIA	302	7240	POLAR	48	7372	DRIVER TIRAS LED STRIPS	276	7410	PERFILES LED PROFILES	274	7465	MURAL	180
7051	UTAH	338	7175	DURBAN	50	7241	POLAR	48	7373	DRIVER TIRAS LED STRIPS	276			7470	KANDANCHU	320	
7052	UTAH	338	7176	DURBAN	50	7292	VENUS	40	7374	DRIVER TIRAS LED STRIPS	276			7471	KANDANCHU	320	
7055	BACHELOR	368	7177	DURBAN	50	7293	VENUS	40	7375	DRIVER TIRAS LED STRIPS	276			7472	KANDANCHU	320	
7056	BACHELOR	368	7180	LEVI	353	7294	IOS	184	7376	DRIVER TIRAS LED STRIPS	277			7473	KANDANCHU	320	
7060	CHAMONIX	366	7181	LEVI	353	7295	IOS	184									
7061	CHAMONIX	366	7182	LEVI	352	7296	ERIS	42									

7475	ORION	140	7556	HANOK	134	7742	BASICO GUIo	246
7476	ORION	142	7557	HANOK	134	7743	BASICO GUIo	246
7480	MORNE	54	7558	HANOK	134	7760	KUBICK	30
7481	MORNE	54	7559	HANOK	134	7761	KUBICK	30
7482	MORNE	54	7569	HANOK	128	7762	KUBICK	30
7483	MORNE	54	7590	KUBICK	30	7763	KUBICK	30
7484	MORNE	54	7591	KUBICK	30	7770	HANOK	26
7510	EYES	166	7592	KUBICK	30	7771	HANOK	26
7511	EYES	166	7593	KUBICK	30	7772	HANOK	26
7512	EYES	176	7594	KUBICK	30	7773	HANOK	26
7513	EYES	36	7595	KUBICK	30	7774	HANOK	24
7514	EYES	36	7596	KUBICK	30	7775	HANOK	24
7515	SAL	164	7597	KUBICK	30	7776	HANOK	24
7516	SAL	164	7640	BAKER	434	7777	HANOK	24
7517	SAL	174	7641	BAKER	436	7778	HANOK	24
7518	SAL	70	7642	BAKER	434	7780	PAGODA	206
7519	SAL	70	7643	BAKER	436	7781	PAGODA	206
7520	SAL	164	7645	DAVOS	326	7782	PAGODA	206
7521	SAL	164	7646	DAVOS	326	7783	PAGODA	206
7522	SAL	174	7647	DAVOS	326	7784	PAGODA	136
7523	SAL	70	7648	DAVOS	326	7785	PAGODA	136
7524	SAL	70	7649	DAVOS	326	7786	PAGODA	136
7535	GUINCHO GUIo	224	7650	DAVOS	326	7787	PAGODA	136
7536	GUINCHO GUIo	224	7651	DAVOS XL	328	7788	PAGODA	204
7540	HANOK	130	7652	DAVOS XL	328	7789	PAGODA	204
7541	HANOK	130	7653	DAVOS XL	328	7790	PAGODA	138
7542	HANOK	128	7654	DAVOS XL	328	7791	PAGODA	138
7543	HANOK	128	7693	LUPPI	28	7813	ARCS	298
7544	HANOK	130	7694	LUPPI	28	7814	ARCS	298
7545	HANOK	130	7695	LUPPI	28	7815	DAVOS DOUBLE	330
7546	HANOK	128	7720	GOA	34	7816	DAVOS DOUBLE	330
7547	HANOK	128	7721	GOA	34	7817	DAVOS DOUBLE	330
7548	HANOK	132	7730	GLACIAR	182	7818	DAVOS DOUBLE	330
7549	HANOK	132	7731	GLACIAR	182	7819	DAVOS DOUBLE	330
7550	HANOK	132	7732	GLACIAR	182	7820	DAVOS DOUBLE	330
7551	HANOK	132	7733	GLACIAR	182	7821	DAVOS DOUBLE	330
7552	HANOK	132	7734	GLACIAR	182	7822	DAVOS DOUBLE	330
7553	HANOK	132	7735	GLACIAR	182	7823	CAYMAN	74
7554	HANOK	134	7740	BASICO GUIo	246	7824	CAYMAN	74
7555	HANOK	134	7741	BASICO GUIo	246	7825	CAYMAN	74

7826	CAYMAN	74	7827	NEPTUNO	228	7828	NEPTUNO	228	7829	GARDA	226	7830	GARDA	226	7831	GARDA	226	7832	GARDA	226	7833	GARDA	226	7834	GARDA	226	7840	MURAL	94	7841	MURAL	94	7853	CAYMAN	74	7854	CAYMAN	74	7855	RECESSED BASES EMPOTRAR	162	7856	RECESSED BASES EMPOTRAR	162	7857	RECESSED BASES EMPOTRAR	162	7858	RECESSED BASES EMPOTRAR	162	7859	RECESSED BASES EMPOTRAR	162	7900	KANDANCHU	358	7901	KANDANCHU	358	7902	KANDANCHU	358	7903	KANDANCHU	358	7904	KANDANCHU	359	7905	KANDANCHU	359	7906	KANDANCHU	359	7907	KANDANCHU	359	7908	VOLCANO	360	7910	TOBAGO	22	7911	TOBAGO	22	7912	TOBAGO	22	7913	TOBAGO	22	7914	TOBAGO	22	7915	TOBAGO	22	7928	BERET	297	7929	BERET	296	7930	RELAX	386	7931	RELAX	386	7932	RELAX	386	7933	RELAX	388	7934	RELAX	388
------	--------	----	------	---------	-----	------	---------	-----	------	-------	-----	------	-------	-----	------	-------	-----	------	-------	-----	------	-------	-----	------	-------	-----	------	-------	----	------	-------	----	------	--------	----	------	--------	----	------	-------------------------	-----	------	-------------------------	-----	------	-------------------------	-----	------	-------------------------	-----	------	-------------------------	-----	------	-----------	-----	------	-----------	-----	------	-----------	-----	------	-----------	-----	------	-----------	-----	------	-----------	-----	------	-----------	-----	------	-----------	-----	------	---------	-----	------	--------	----	------	--------	----	------	--------	----	------	--------	----	------	--------	----	------	--------	----	------	-------	-----	------	-------	-----	------	-------	-----	------	-------	-----	------	-------	-----	------	-------	-----	------	-------	-----

7935	RELAX	388	7936	IOS	126	7937	IOS	126	7945	HANOK	112	7946	HANOK	112	7947	HANOK	112	7948	HANOK	112	7949	HANOK	112	7950	HANOK	112	7951	HANOK	112	7952	HANOK	112	7953	HANOK	112	7961	SAL	114	7962	SAL	114	7985	K4	392	7986	K4	392	7987	K4	392	7988	K5	390	7989	K5	390	7990	LOTUS	294	7991	LOTUS	294	7992	LOTUS	294	7993	LOTUS	294	7994	LOTUS	294	7995	LOTUS	294	7996	LOTUS	294	7997	LOTUS	294	8010	VENUS	38	8011	VENUS	38	8012	VENUS	38	8013	VENUS	38	8034	VENUS	38	8035	VENUS	38	8060	PERFILES LED PROFILES	268	8061	PERFILES LED PROFILES	268	8062	PERFILES LED PROFILES	268	8063	PERFILES LED PROFILES	268	8064	PERFILES LED PROFILES	266	8065	PERFILES LED PROFILES	266	8066	PERFILES LED PROFILES	266
------	-------	-----	------	-----	-----	------	-----	-----	------	-------	-----	------	-------	-----	------	-------	-----	------	-------	-----	------	-------	-----	------	-------	-----	------	-------	-----	------	-------	-----	------	-------	-----	------	-----	-----	------	-----	-----	------	----	-----	------	----	-----	------	----	-----	------	----	-----	------	----	-----	------	-------	-----	------	-------	-----	------	-------	-----	------	-------	-----	------	-------	-----	------	-------	-----	------	-------	-----	------	-------	-----	------	-------	----	------	-------	----	------	-------	----	------	-------	----	------	-------	----	------	-------	----	------	-----------------------	-----	------	-----------------------	-----	------	-----------------------	-----	------	-----------------------	-----	------	-----------------------	-----	------	-----------------------	-----	------	-----------------------	-----

8067	PERFILES LED PROFILES	272	8068	PERFILES LED PROFILES	272	8069	PERFILES LED PROFILES	272	8070	PERFILES LED PROFILES	270	8071	PERFILES LED PROFILES	270	8072	PERFILES LED PROFILES	270	8087	TAHITIXL	18	8088	TAHITIXL	18	8089	TAHITIXL	18	8090	TAHITIXL	18	8091	ALTEA	20	8092	ALTEA	20	8093	ALTEA	20	8094	ALTEA	20	8095	ALTEA	20	8096	ALTEA	20	8097	ALTEA	20	8098	ALTEA	20	8108	CHICAGO	418	8109	CHICAGO	418	8122	ORION	16	8123	ORION	16	8124	ORION	16	8125	ORION	16	8126	ORION	16	8127	ORION	16	8128	ORION	16	8129	ORION	16	8130	ORION	16	8151	ALPINE	416	8152	ANDES	292	8153	ANDES	292	8154	ANDES	292	8155	QUEBEC	424	8156	FUJI	14	8157	FUJI	14	8158	FUJI	14	8159	FUJI	14	9953074	SISTEMAS TIRAS STRIPS	283	9955901	SISTEMAS TIRAS STRIPS	280
------	-----------------------	-----	------	-----------------------	-----	------	-----------------------	-----	------	-----------------------	-----	------	-----------------------	-----	------	-----------------------	-----	------	----------	----	------	----------	----	------	----------	----	------	----------	----	------	-------	----	------	-------	----	------	-------	----	------	-------	----	------	-------	----	------	-------	----	------	-------	----	------	-------	----	------	---------	-----	------	---------	-----	------	-------	----	------	-------	----	------	-------	----	------	-------	----	------	-------	----	------	-------	----	------	-------	----	------	-------	----	------	-------	----	------	--------	-----	------	-------	-----	------	-------	-----	------	-------	-----	------	--------	-----	------	------	----	------	------	----	------	------	----	------	------	----	---------	-----------------------	-----	---------	-----------------------	-----

9955905	SISTEMAS TIRAS STRIPS	281
9955911	SISTEMAS TIRAS STRIPS	278
9955912	SISTEMAS TIRAS STRIPS	279
9955921	SISTEMAS TIRAS STRIPS	282
C0001	BASICO GU10	244
C0002	BASICO GU10	244
C0003	BASICO GU10	244
C0004	BASICO GU10	244
C0005	BASICO GU10	244
C0006	BASICO GU10	244
C0007	BASICO GU10	244
C0008	BASICO GU10	244
C0041	CABRERA	234
C0042	CABRERA	234
C0043	CABRERA	234
C0044	CABRERA	234
C0047	CABRERA	234
C0048	CABRERA	234
C0049	CABRERA	234
C0050	CABRERA	234
C0071	FORMENTERA	230
C0072	FORMENTERA	230
C0073	FORMENTERA	230
C0074	FORMENTERA	230
C0075	FORMENTERA	231
C0076	FORMENTERA	231
C0077	FORMENTERA	231
C0078	FORMENTERA	231
C0079	FORMENTERA	231
C0080	FORMENTERA	231
C0081	CIES	256
C0082	CIES	256
C0083	METACRILATO	254
C0084	METACRILATO	254
C0085	COLUMBRETES	195
C0086	COLUMBRETES	195
C0087	COLUMBRETES	194
C0089	TAHITI	96
C0101	BORA BORA	88
C0102	BORA BORA	88

C0103	BORA BORA	92
C0104	BORA BORA	92
C0111	BORA BORA	88
C0112	BORA BORA	88
C0113	BORA BORA	92
C0114	BORA BORA	92
C0115	BORA BORA	92
C0116	BORA BORA	92
C0117	BORA BORA	90
C0118	BORA BORA	90
C0119	BORA BORA	88
C0120	BORA BORA	88
C0124	BORA BORA	90
C0125	BORA BORA	90
C0126	BORA BORA	90
C0127	BORA BORA	88
C0128	BORA BORA	88
C0129	BORA BORA	90
C0130	BORA BORA	90
C0131	BORA BORA	88
C0132	BORA BORA	88
C0133	BORA BORA	90
C0134	BORA BORA	90
C0160	COMFORT GU10	248
C0161	COMFORT GU10	248
C0162	COMFORT GU10	248
C0163	COMFORT GU10	248
C0164	COMFORT GU10	248
C0165	COMFORT GU10	248
C0180	SAONA	238
C0181	SAONA	238
C0182	SAONA	239
C0183	SAONA	239
C0184	SAONA	238
C0185	SAONA	238
C0186	SAONA	239
C0187	SAONA	239
C0190	SAONA	240
C0191	SAONA	240
C0192	SAONA	241

C0193	SAONA	241
C0194	SAONA	240
C0195	SAONA	240
C0196	SAONA	241
C0197	SAONA	241
R09114	BOMBILLA BULB E14	452
R09115	BOMBILLA BULB E14	451
R09116	BOMBILLA BULB E14	452
R09117	BOMBILLA BULB E14	453
R09118	BOMBILLA BULB E14	453
R09122	BOMBILLA BULB E27	459
R09123	BOMBILLA BULB E27	459
R09131	BOMBILLA BULB E27	456
R09132	BOMBILLA BULB E27	456
R09133	BOMBILLA BULB E27	455
R09134	BOMBILLA BULB E27	455
R09135	BOMBILLA BULB E27	457
R09136	BOMBILLA BULB E27	457
R09137	BOMBILLA BULB E27	458
R09139	BOMBILLA BULB E27	458
R09140	BOMBILLA BULB E27	458
R09156	BOMBILLA BULB GU10	448
R09157	BOMBILLA BULB GU10	448
R09158	BOMBILLA BULB GU10	448
R09159	BOMBILLA BULB GU10	448
R09182	BOMBILLA BULB G9	445
R09184	BOMBILLA BULB G9	444
R09185	BOMBILLA BULB G9	444
R09194	BOMBILLA BULB GU10	449
R09195	BOMBILLA BULB GU10	449
R09196	BOMBILLA BULB GU10	449
R09197	BOMBILLA BULB GU10	449
R09202	BOMBILLA BULB G9	445
R09203	BOMBILLA BULB G9	445
R09204	BOMBILLA BULB E27	463
R09205	BOMBILLA BULB E27	463
R09206	BOMBILLA BULB E27	462
R09207	BOMBILLA BULB GU10	447

R09208	BOMBILLA BULB E14	451
R09209	BOMBILLA BULB G4	446
R09210	BOMBILLA BULB G4	446
R09211	BOMBILLA BULB E27	456
R09212	BOMBILLA BULB E27	459
R09213	BOMBILLA BULB E27	459
R09214	BOMBILLA BULB GU10	449
R09215	BOMBILLA BULB E27	455
R09218	BOMBILLA BULB GU10	447
R09219	BOMBILLA BULB GU10	447
R09220	BOMBILLA BULB GU10	447
R09221	BOMBILLA BULB E14	453
R09223	BOMBILLA BULB E27	457
R09224	BOMBILLA BULB GX53	465
R09225	BOMBILLA BULB GX53	465
R09226	BOMBILLA BULB G9	444
R09227	BOMBILLA BULB G9	444
R09228	BOMBILLA BULB E27	462
R09229	BOMBILLA BULB E27	461
R09230	BOMBILLA BULB E27	461
R09232	BOMBILLA BULB E27	464
R09233	BOMBILLA BULB E27	464
R09234	BOMBILLA BULB E27	457
R09235	BOMBILLA BULB E27	457
R09237	BOMBILLA BULB E27	454
R09238	BOMBILLA BULB E27	454
R09239	BOMBILLA BULB E14	454
R09240	BOMBILLA BULB E14	454
R09241	BOMBILLA BULB E14	453
R09242	BOMBILLA BULB E14	453
R09243	BOMBILLA BULB G4	446
R09244	BOMBILLA BULB E27	460
R09245	BOMBILLA BULB E27	460
R09246	BOMBILLA BULB E27	460
R09247	BOMBILLA BULB G4	446
R09248	BOMBILLA BULB GX53	465
R09249	BOMBILLA BULB GX53	465
R09250	BOMBILLA BULB E27	456

R09251	BOMBILLA BULB E27	455
R09252	BOMBILLA BULB E27	455
R09253	BOMBILLA BULB E27	455
R09254	BOMBILLA BULB GU10	450
R09255	BOMBILLA BULB GU10	450
R09256	BOMBILLA BULB GU10	450
R09257	BOMBILLA BULB GU10	450
R09258	BOMBILLA BULB GU10	450
R09259	BOMBILLA BULB GU10	450
SKB122	CARRILES TRIFASICOS TRACKS	219
SKB123	CARRILES TRIFASICOS TRACKS	219
TU0492	PIQUETA / SPIKE	443
TU0494	BASE SUJECCION / FIXING BASE	443
TU0652	PIQUETA / SPIKE	443
TU0653	PIQUETA / SPIKE	443
TU0662	CONEXIÓN IP68	442
TU0663	CONEXIÓN IP68	442
XTS112	CARRILES TRIFASICOS TRACKS	219
XTS113	CARRILES TRIFASICOS TRACKS	219
XTS122	CARRILES TRIFASICOS TRACKS	219
XTS123	CARRILES TRIFASICOS TRACKS	219
XTS142	CARRILES TRIFASICOS TRACKS	220
XTS143	CARRILES TRIFASICOS TRACKS	220
XTS212	CARRILES TRIFASICOS TRACKS	220
XTS213	CARRILES TRIFASICOS TRACKS	220
XTS242	CARRILES TRIFASICOS TRACKS	220
XTS243	CARRILES TRIFASICOS TRACKS	220
XTS342	CARRILES TRIFASICOS TRACKS	220
XTS343	CARRILES TRIFASICOS TRACKS	220
XTS352	CARRILES TRIFASICOS TRACKS	220
XTS353	CARRILES TRIFASICOS TRACKS	220
XTS 362	CARRILES TRIFASICOS TRACKS	221
XTS 363	CARRILES TRIFASICOS TRACKS	221
XTS 372	CARRILES TRIFASICOS TRACKS	221

XTS 373	CARRILES TRIFASICOS TRACKS	221
XTS 382	CARRILES TRIFASICOS TRACKS	220
XTS 383	CARRILES TRIFASICOS TRACKS	220
XTS 392	CARRILES TRIFASICOS TRACKS	221
XTS 393	CARRILES TRIFASICOS TRACKS	221
XTS 402	CARRILES TRIFASICOS TRACKS	221
XTS 403	CARRILES TRIFASICOS TRACKS	221
XTS41002	CARRILES TRIFASICOS TRACKS	218
XTS41003	CARRILES TRIFASICOS TRACKS	218
XTS412	CARRILES TRIFASICOS TRACKS	219
XTS413	CARRILES TRIFASICOS TRACKS	219
XTS42002	CARRILES TRIFASICOS TRACKS	218
XTS42003	CARRILES TRIFASICOS TRACKS	218
XTSF102	CARRILES TRIFASICOS TRACKS	219
XTSF103	CARRILES TRIFASICOS TRACKS	219
XTSF302	CARRILES TRIFASICOS TRACKS	219
XTSF303	CARRILES TRIFASICOS TRACKS	219
XTSF41002	CARRILES TRIFASICOS TRACKS	218
XTSF41003	CARRILES TRIFASICOS TRACKS	218
XTSF42002	CARRILES TRIFASICOS TRACKS	218
XTSF42003	CARRILES TRIFASICOS TRACKS	218

Créditos

Dirección de arte

Vicente Moya

José Ignacio Ballester

Fotografías 3D

Javier Gilabert Photographer

Vicente Moreno

Cualiti Photo Studio

Sergi Penalba

Estudios Aviñó

Diseño gráfico y Comunicación

Amparo Navarro

creativo@mantraco.org

MANTRA

Pol. Ind. Los Vientos

Calle Alisio, parcela nº4

46119 Náquera · Valencia · Spain

Tel. +34 96 160 99 50

mantra@mantraco.org

Depto. Nacional

Tel. +34 96 160 99 50

mar@mantraco.org

Depto. Internacional

Tel. +34 96 160 99 50

c.ando@mantraco.org

© copyright - Global Manufacturing and trading company S.L



Himalaya
Santiago Sevillano Studio



watch MANTRA videos

