



nordlux®

# Decorative novelties

2022/2023





## *Decorative novelties*

The 2022 Nordlux decorative range is here to inspire you with new, exciting lighting trends.

This year, we have been working intensely with several trend themes for the entire decorative collection. The trends are visible in each and every design – and they help us tell the story about the new products from the first choices of shapes, materials and colours to the end result: the designs in actual homes where they fill the needs of our happy customers.

The 2022 style universe ranges from classic New Nordic designs that are colourful, modern and streamlined to more raw, industrial pieces in honest materials. We dip into the Scandinavian minimalist trend, where we see a need for designs in clean, simple lines and calm, grey-scaled tones. We also explore nature's materials as wood and paper and expand in the more Art Deco and vintage style universe.

Common to all is our continuous wish to create products you want to bring home.

**We proudly present our 2022 collection**



# Table of contents

**04**  
New Nordic  
trend

**41**  
Industrial  
Trend

**54**  
Scandinavian  
Minimalistic trend

**75**  
Marketing  
support

**76**  
What  
is FSC?

**77**  
Product index  
2022/2023

**83**  
Contact  
information





A strong product collection has a clear direction and theme carried out in both products, storytelling and marketing materials. Explore the characteristics for the New Nordic trend theme, the most significant products and why the theme is relevant in today's world. Enjoy the deep dive brought to you by responsible Product Manager Lotte Gandrup via video.

## *New Nordic trend*

The New Nordic trend theme is colourful, modern and light-hearted. We play with fun colours and shapes in a modern interpretation without too much "noise".

The term "minimalist playfulness" fits perfectly in this universe of classic lighting designs paired with vibrant colours, mixed materials and organic shapes.



# Dial



Dial Wall, White 2213371001

Dial is a modern and contemporary family inspired by distinctive lighting designs from the 50s. The style is Nordic and streamlined, with an open and geometric shape that allows for lots of light to shine through.



Watch the full ambience video and explore the functionalities of the Dial series



Dail Pendant, White 2213371001





Dial Table, Yellow 2213385026

*Learn more about Dial in  
the toolbox section at page 24*



Dial Floor, White 2213394001

Dial Pendant 25, Grey 2213333010





## *Freya*

Freya is a family of organically shaped lights in a Nordic contemporary design.

The almost oversized top shade embraces the lower and completes the elegant silhouette - while at the same covering the light source for a comfortable light.





Freya Pendant, Green 2213083023

Freya Floor, Black 2213124003





Freya Table, Beige 2213115009



*Learn more about Freya in  
the toolbox section at page 28*



Watch the full ambience video and explore  
the functionalities of the Freya series







Milford 30 2.0, Opal 2213213001



Milford 20 2.0, Opal 2213203001

# Milford

Milford Table 2.0, Opal 2213225001

Milford is a decorative series, where the opal white mouth blown glass creates a soft and almost “pleated” look.

The design is classic and vintage, balanced with a modern twist of the brass suspension. The combination of the organic forms and the grooved surface creates elegance and illuminates the room with a soft and warm light.

*Learn more about Milford in the toolbox section at page 34*



# Torina



Torina Pendant 20, Clear 2213173000

The Torina glass pendant has an airy, vintage design expression with a feminine touch. You can add just the bulb you like - and create an interesting look by hanging three or more pendants in a line or a cluster.

*Learn more about Torina in the toolbox section at page 38*



Torina Pendant 20, Clear 2213173000  
Torina Pendant 25, Clear 2213183000





## Groa

Groa is an open table lamp, where the wooden structure invites nature inside and creates a beautiful interplay of light and shadow. The airy design lets the light spread into the room in the most beautiful way. Create your own design expression by adding a decorative bulb.

*Learn more about Groa in the toolbox section at page 31*

Asti Pendant 50, Nature 2213143014



Asti Pendant 30, Nature 2213133014



## *Asti*

Asti is an open pendant, where the wooden structure invites nature inside and creates a beautiful interplay of light and shadow. The airy design lets the light spread downwards and into the room in the most beautiful way.

*Learn more about Asti in the Toolbox section at page 22*





## *Lilly*

Lilly is a highly decorative series that combines simplicity and elegance in the finest way. A stylish interplay between the heavy marble base and the luminous, opal white glass dome creates a contemporary design expression with art deco references. Marble is a natural material and therefore lines, colours and patterns may vary from lamp to lamp.

*Learn more about Lilly in  
the Toolbox section at page 31*

Notti Table, Terracotta 2011035059



## *Notti*

Notti has an organic and harmonic shape in a light, Nordic design expression. Here simplicity and softness is key - the rounded, matte base is a nice contrast to the white opal glass dome that contributes to visual volume and a soft glare-free light.

*Learn more about Notti in the Toolbox section at page 35*



Notti Pendant 10, Green 2213073023





## *Christina*

Christina has a large, clear glass dome that creates a unique light and design expression when using a big, decorative light source. At the same time, the robust base elegantly contrasts the glass dome, making it fit perfectly into most minimalistic decors.

*Learn more about Christina in the toolbox section at page 23*



# Siv



Siv Pendant, Brown 45883018

With Siv, simplicity is key. The heavy marble base elegantly contrasts the warm, decorative light source and creates an effectful design expression. Marble is a natural material and therefore lines, colours and patterns may vary from lamp to lamp.

*Learn more about Siv in the Toolbox section at page 39*



Siv Table, Brown 45875018



Magia Pendant 23, Black 2112023003



# Magia

The Magia series radiates a modern and minimalist design in all its simplicity. The gradient colour effect on the mouthblown glass shade adds to a contemporary and trendy look. Create your own design expression with a decorative bulb or use the included diffuser for a soft, glare-free light.

*Learn more about Magia in the Toolbox section at page 32*



Magia Floor, Black 2112044003



Magia Table, White 2112035001



Magia Pendant 18, White 2112013001





## *Villo*

Villo is a take on the timeless and classic rice paper lamp. It has a very light and airy look and can create a cosy ambience anywhere you put it - casting a soft and diffused light out into the room.

*Learn more about Villo in the Toolbox section at page 40*







**Nature(brown) 2213133014**  
Wood/Metal

## Asti Pendant

<b>Masterbox</b>	Qty. 3
<b>Size</b>	H: 40 cm, W: 30 cm, L: 30 cm, Shade Ø: 30 cm,
<b>IP Class</b>	IP20, Class 2 (Double isolated)
<b>Cable</b>	White 200 cm, non replaceable
<b>Lightsource</b>	E27 - bulb not included Can be dimmed by choosing a dimmable bulb

### Features

Natural and soft design bringing nature inside  
Wooden structure creates beautiful light and shadow play  
Create your own design expression with a decorative bulb  
FSC® certified wood veneer (FSC-C124559)  
Increased number of slats for elegant effect



**Nature(brown) 2213143014**  
Wood/Metal

## Asti Pendant

<b>Masterbox</b>	Qty. 3
<b>Size</b>	H: 25 cm, W: 50 cm, L: 50 cm, Shade Ø: 50 cm,
<b>IP Class</b>	IP20, Class 2 (Double isolated)
<b>Cable</b>	White 200 cm, non replaceable
<b>Lightsource</b>	E27 - bulb not included Can be dimmed by choosing a dimmable bulb

### Features

Natural and soft design bringing nature inside  
Wooden structure creates beautiful light and shadow play  
Create your own design expression with a decorative bulb  
FSC® certified wood veneer (FSC-C124559)  
Increased number of slats for elegant effect



**Clear 48905014**  
Wood/Glass

## Christina Table

<b>Masterbox</b>	Qty. 3
<b>Size</b>	H: 30 cm, L: 20 cm, Shade Ø: 20 cm,
<b>IP Class</b>	IP20, Class 2 (Double isolated)
<b>Cable</b>	White/Black
<b>Lightsource</b>	E27 - bulb not included

### Features

Create your own design expression with a decorative bulb  
Clear glass matching the FSC® certified wood base (FSC-C124559)



**Beige 48555009**  
Metal

## Ellen Table

<b>Masterbox</b>	Qty. 3
<b>Size</b>	H: 40 cm, W: 20 cm, L: 20 cm, Shade Ø: 20 cm, Tube Ø: 1,15 cm, Base Ø: 15 cm,
<b>IP Class</b>	IP20, Class 2 (Double isolated)
<b>Cable</b>	White 150 cm, non replaceable Switch: On the cable
<b>Lightsource</b>	E14 - bulb not included

### Features

Contemporary and elegant style  
Creates a soft downlight



## Dial Floor

<b>Masterbox</b>	Qty. 2
<b>Size</b>	H: 150 cm, W: 25 cm, L: 25 cm, Shade Ø: 25 cm, Tube Ø: 1,6 cm, Base Ø: 30 cm
<b>IP Class</b>	IP20, Class 2 (Double isolated)
<b>Cable</b>	White 150 cm, non replaceable Switch: On the cable
<b>Lightsource</b>	E27 - bulb not included

### Features

- Nordic simplicity with clean lines
- Decorative uplight effect creating a floating vibe
- Updated look from the fifties and sixties
- Adjustable lamp head for a directional light

White 2213394001  
Metal





**White 2213333001**  
Metal



**Grey 2213333010**  
Metal



**Yellow 2213333026**  
Metal

## Dial 25 Pendant

- Masterbox** Qty. 3  
**Size** H: 13,5 cm, W: 25 cm, L: 25 cm, Shade Ø: 25 cm,  
**IP Class** IP20, Class 2 (Double isolated)  
**Cable** Grey/Yellow/White 2 cm, non replaceable  
**Lightsource** E27 - bulb not included  
Can be dimmed by choosing a dimmable bulb


### Features

- Nordic simplicity with clean lines
- Decorative uplight effect creating a floating vibe
- Updated look from the fifties and sixties





**White 2213353001**  
Metal



**Grey 2213353010**  
Metal



**Yellow 2213353026**  
Metal

## Dial 45 Pendant


- Masterbox** Qty. 2  
**Size** H: 17,5 cm, W: 45 cm, L: 45 cm, Shade Ø: 45 cm  
**IP Class** IP20, Class 2 (Double isolated)  
**Cable** Grey/White/Yellow 200 cm, non replaceable  
**Lightsource** E27 - bulb not included,  
Can be dimmed by choosing a dimmable bulb

### Features

- Nordic simplicity with clean lines
- Decorative uplight effect creating a floating vibe
- Updated look from the fifties and sixties



**White 2213385001**  
Metal



**Grey 2213385010**  
Metal



**Yellow 2213385026**  
Metal



**White 2213371001**  
Metal



**Grey 2213371010**  
Metal

## Dial Table

- Masterbox** Qty. 3
- Size** H: 51 cm, W: 25 cm, L: 25 cm, Shade Ø: 25 cm,  
Tube Ø: 1,2 cm, Base Ø: 20 cm
- IP Class** IP20, Class 2 (Double isolated)
- Cable** White/Grey 150 cm, non replaceable  
Switch: On the cable
- Lightsource** E27 - bulb not included

### Features

- Nordic simplicity with clean lines
- Decorative uplight effect creating a floating vibe
- Updated look from the fifties and sixties
- Adjustable lamp head for a directional light

## Dial Wall

- Masterbox** Qty. 3
- Size** H: 40,2 cm, W: 25 cm, L: 25 cm, Shade Ø: 25 cm,  
Tube Ø: 1,2 cm, Base Ø: 11 cm
- IP Class** IP20, Class 2 (Double isolated)
- Cable** White/Grey 150 cm, non replaceable  
Switch: On the cable
- Lightsource** E27 - bulb not included

### Features

- Nordic simplicity with clean lines
- Decorative uplight effect creating a floating vibe
- Updated look from the fifties and sixties
- Adjustable lamp head for a directional light
- Slim fixture for wall mounting



## Freya Floor

<b>Masterbox</b>	Qty. 2
<b>Size</b>	H: 153 cm, W: 38 cm, L: 38 cm, Shade Ø: 25 cm, Tube Ø: 1,55 cm, Base Ø: 26 cm
<b>IP Class</b>	IP20, Class 2 (Double isolated)
<b>Cable</b>	Black 150 cm, non replaceable Switch: On the cable
<b>Lightsource</b>	E14 - bulb not included

### Features

- Organically shaped floor lamp in Nordic design
- Non-visible light source for an indirect light
- Removeable lower shade for easy change of bulb

Black 2213124003  
Metal





**Black 2213083003**  
Metal



**Beige 2213083009**  
Metal



**Green 2213083023**  
Metal

## Freya Pendant

- Masterbox** Qty. 2  
**Size** H: 17 cm, W: 35 cm, L: 35 cm, Shade Ø: 35 cm,  
**IP Class** IP20, Class 2 (Double isolated)  
**Cable** Black/White 200 cm, non replaceable  
**Lightsource** E27 - bulb not included  
Can be dimmed by choosing a dimmable bulb

### Features

- Organically shaped pendant in Nordic design
- Non-visible light source for an indirect light
- Removeable lower shade for easy change of bulb





**Black 2213115003**  
Metal



**Beige 2213115009**  
Metal



**Green 2213115023**  
Metal



**Black 2213101003**  
Metal

## Freya Table

<b>Masterbox</b>	Qty. 2
<b>Size</b>	H: 43 cm, W: 31 cm, L: 31 cm, Shade Ø: 25 cm, Tube Ø: 1,15 cm, Base Ø: 18cm
<b>IP Class</b>	IP20, Class 2 (Double isolated)
<b>Cable</b>	Black/White 150 cm, non replaceable Switch: On the cable
<b>Lightsource</b>	E14 - bulb not included

### Features

- Organically shaped table lamp in Nordic design
- Non-visible light source for an indirect light
- Removeable lower shade for easy change of bulb

## Freya Wall

<b>Masterbox</b>	Qty. 3
<b>Size</b>	H: 26 cm, W: 35 cm, L: 35 cm, Shade Ø: 25 cm, Tube Ø: 1,15 cm,
<b>IP Class</b>	IP20, Class 2 (Double isolated)
<b>Cable</b>	Black 150 cm, non replaceable Switch: On the cable
<b>Lightsource</b>	E14 - bulb not included

### Features

- Organically shaped wall lamp in Nordic design
- Non-visible light source for an indirect light
- Removeable lower shade for easy change of bulb



**Nature(brown) 2213155014**  
Wood



**Black 2213155003**  
Wood



**Grey 2213575010**  
Marble/Glass



**Brown 2213575018**  
Marble/Glass

## Groa Table

- Masterbox** Qty. 3
- Size** H: 40 cm, W: 26 cm, L: 26 cm, Shade Ø: 26 cm,  
Base Ø: 19 cm
- IP Class** IP20, Class 2 (Double isolated)
- Cable** Black 150 cm, non replaceable  
Switch: On the cable
- Lightsource** E27 - bulb not included

### Features

Natural and soft design bringing nature inside  
 Wooden structure creates beautiful light and shadow play  
 Create your own design expression with a decorative bulb  
 FSC® certified wood veneer (FSC-C124559)

## Lilly Table

- Masterbox** Qty. 3
- Size** H: 28,5 cm, W: 15 cm, L: 15 cm, Shade Ø: 15 cm,  
Base Ø: 8 cm
- IP Class** IP20, Class 2 (Double isolated)
- Cable** Black/White 150 cm, non replaceable  
Switch: On the cable
- Lightsource** E14 - bulb not included

### Features

Contemporary art deco design expression  
 Genuine marble in nature's playful colours  
 Mouth blown glass and exclusive details  
 Marble structure means that not two are alike





**Black 2112044003**  
Glass/Metal

**White 2112044001**  
Glass/Metal

## Magia Floor

<b>Masterbox</b>	Qty. 2
<b>Size</b>	H: 130,5 cm, W: 25 cm, L: 25 cm, Shade Ø: 25 cm, Tube Ø: 1,3 cm, Base Ø: 25 cm,
<b>IP Class</b>	IP20, Class 2 (Double isolated)
<b>Cable</b>	Black/White 150 cm, non replaceable Switch: On the cable
<b>Lightsources</b>	E27 - bulb not included

### Features

- Nordic contemporary design
- Mouth blown colour fading glass
- With opal white light diffuser for a soft light (optional)
- Can be used with diffuser or just with a decorative bulb of your own choosing



**White 2112035001**  
Glass/Metal

**Black 2112035003**  
Glass/Metal

## Magia Table

<b>Masterbox</b>	Qty. 3
<b>Size</b>	H: 42,5 cm, W: 18 cm, L: 18 cm, Shade Ø: 18 cm, Tube Ø: 1,6 cm, Base Ø: 15 cm,
<b>IP Class</b>	IP20, Class 2 (Double isolated)
<b>Cable</b>	White/Black 150 cm, non replaceable Switch: On the cable
<b>Lightsources</b>	E27 - bulb not included

### Features

- Nordic contemporary design
- Mouth blown colour fading glass
- With opal white light diffuser for a soft light (optional)
- Can be used with diffuser or just with a decorative bulb of your own choosing



**White 2112013001**    **Black 2112013003**  
Glass/Metal            Glass/Metal

## Magia 18 Pendant

- Masterbox**    Qty. 3  
**Size**            H: 24,5 cm, W: 18 cm, L: 18 cm, Shade Ø: 18 cm,  
**IP Class**        IP20, Class 2 (Double isolated)  
**Cable**            White/Black 200 cm, non replaceable  
**Lightsource**    E27 - bulb not included  
                          Can be dimmed by choosing a dimmable bulb

### Features

- Nordic contemporary design
- Mouth blown colour fading glass
- With opal white light diffuser for a soft light (optional)
- Can be used with diffuser or just with a decorative bulb of your own choosing



**Black 2112023003**    **White 2112023001**  
Glass/Metal            Glass/Metal

## Magia 26 Pendant

- Masterbox**    Qty. 3  
**Size**            H: 32 cm, W: 25 cm, L: 25 cm, Shade Ø: 25 cm,  
**IP Class**        IP20, Class 2 (Double isolated)  
**Cable**            Black/White 200 cm, non replaceable  
**Lightsource**    E27 - bulb not included  
                          Can be dimmed by choosing a dimmable bulb

### Features

- Nordic contemporary design
- Mouth blown colour fading glass
- With opal white light diffuser for a soft light (optional)
- Can be used with diffuser or just with a decorative bulb of your own choosing





Opal white 2213203001  
Glass/Brass

## Milford 20 Pendant

<b>Masterbox</b>	Qty. 3
<b>Size</b>	H: 48,5 cm, W: 20 cm, L: 20 cm, Shade Ø: 20 cm,
<b>IP Class</b>	IP20, Class 2 (Double isolated)
<b>Cable</b>	White 200 cm, non replaceable
<b>Lightsource</b>	E27 - bulb not included Can be dimmed by chosing a dimmable bulb

### Features

- Vintage design
- Material mix of brass and "pleated" opal white glass
- Opal white, mouth blown glass
- Provides a soft, diffused light



Opal white 2213213001  
Glass/Brass

## Milford 30 Pendant

<b>Masterbox</b>	Qty. 2
<b>Size</b>	H: 38 cm, W: 30 cm, L: 30 cm, Shade Ø: 30 cm,
<b>IP Class</b>	IP20, Class 2 (Double isolated)
<b>Cable</b>	White 200 cm, non replaceable Switch: On the cable
<b>Lightsource</b>	E27 - bulb not included Can be dimmed by chosing a dimmable bulb

### Features

- Vintage design
- Material mix of brass and "pleated" opal white glass
- Opal white, mouth blown glass
- Provides a soft, diffused light



**Opal white 2213225001**  
Glass/Brass

## Milford Table

<b>Masterbox</b>	Qty. 3
<b>Size</b>	H: 48 cm, W: 15 cm, L: 15 cm, Shade Ø: 14 cm, Tube Ø: 1,15 cm, Base Ø: 15 cm
<b>IP Class</b>	IP20, Class 2 (Double isolated)
<b>Cable</b>	White 150 cm, non replaceable Switch: On the cable
<b>Lightsource</b>	E27 - bulb not included

### Features

- Vintage design
- Material mix of brass and "pleated" opal white glass
- Opal white, mouth blown glass
- Provides a soft, diffused light



**Grey 2213073010**  
Metal

**Green 2213073023**  
Metal

**Terracotta 2213073059**  
Metal

**Black 2213073003**  
Metal

## Notti Pendant

<b>Masterbox</b>	Qty. 6
<b>Size</b>	H: 12 cm, W: 10 cm, L: 10 cm, Shade Ø: 10 cm
<b>IP Class</b>	IP20, Class 2 (Double isolated)
<b>Cable</b>	Black 200 cm, non replaceable
<b>Lightsource</b>	E27 - bulb not included Can be dimmed by choosing a dimmable bulb


### Features

- Small, organic and elegantly shaped pendant
- Nordic simplicity
- Matching colour inside to give a soft light
- Hang three or more lamps together in a line or cluster





**Green 2011035023**  
Metal/Glass



**Terracotta 2011035059**  
Metal/Glass

## Notti Table

<b>Masterbox</b>	Qty. 3
<b>Size</b>	H: 34,5 cm, W: 15 cm, L: 15 cm, Shade Ø: 15 cm, Base Ø: 12 cm
<b>IP Class</b>	IP20, Class 2 (Double isolated)
<b>Cable</b>	White 150 cm, non replaceable Switch: On the cable
<b>Lightsources</b>	E14 - bulb not included

### Features

Organic shape and Nordic design expression  
Opal white, mouth blown glass and matte metal  
Cosy and diffused light



**Matt black 2213641003**  
Metal



**Beige 45841009**  
Metal

## Pop Wall

<b>Masterbox</b>	Qty. 3
<b>Size</b>	H: 20 cm, W: 19 cm, L: 19 cm, Shade Ø: 15,5 cm, Base Ø: 11 cm
<b>IP Class</b>	IP20, Class 2 (Double isolated)
<b>Cable</b>	Black 150 cm, replaceable Switch: On the cable
<b>Lightsources</b>	E27 - bulb not included

### Features

Contemporary and simple style  
Matte surface with brass details  
Adjustable lamp head for a directional light



**Matt black 2213623003**  
Metal



**Beige 45833009**  
Metal

## Pop Pendant

- Masterbox** Qty. 3  
**Size** H: 20 cm, W: 21,5 cm, L: 21,5 cm, Shade Ø: 21,5 cm  
**IP Class** IP20, Class 2 (Double isolated)  
**Cable** Black 200 cm, non replaceable  
**Lightsource** E27 - bulb not included  
Can be dimmed by chosing a dimmable bulb

### Features

Contemporary and simple style  
Matte surface with brass details



**Matt black 2213633003**  
Metal

## Pop 3-pendant

- Masterbox** Qty. 2  
**Size** H: 20 cm, W: 100 cm, L: 100 cm, Shade Ø: 21,5 cm  
**IP Class** IP20, Class 2 (Double isolated)  
**Cable** Black 200 cm, non replaceable  
**Lightsource** 3xE27 - bulbs not included  
Can be dimmed by chosing a dimmable bulb

### Features

Contemporary and simple style  
Matte surface with brass details



**Clear 2213173000**  
Glass/Metal

## Torina Pendant

<b>Masterbox</b>	Qty. 3
<b>Size</b>	H: 10,5 cm, W: 20 cm, L: 20 cm, Shade Ø: 20 cm,
<b>IP Class</b>	IP20, Class 2 (Double isolated)
<b>Cable</b>	White 200 cm, non replaceable
<b>Lightsource</b>	E27 - bulb not included Can be dimmed by chosing a dimmable bulb

### Features

Vintage design

Light and retro design expression

Create your own design expression with a decorative bulb

Hang three or more lamps together in a line or cluster



**Clear 2213183000**  
Glass/Metal

## Torina Pendant

<b>Masterbox</b>	Qty. 3
<b>Size</b>	H: 11,5 cm, W: 24 cm, L: 24 cm, Shade Ø: 24 cm,
<b>IP Class</b>	IP20, Class 2 (Double isolated)
<b>Cable</b>	White 200 cm, non replaceable
<b>Lightsource</b>	E27 - bulb not included Can be dimmed by chosing a dimmable bulb

### Features

Vintage design

Light and retro design expression

Create your own design expression with a decorative bulb

Hang three or more lamps together in a line or cluster





**Brown 45883018**  
Marble

## Siv Pendant

<b>Masterbox</b>	Qty. 3
<b>Size</b>	H: 10,2 cm, Shade Ø: 6 cm,
<b>IP Class</b>	IP20, Class 1 (Earth contact)
<b>Cable</b>	Black 300 cm, non replaceable
<b>Lightsource</b>	E27 - bulb not included Can be dimmed by choosing a dimmable bulb

### Features

- Natural style
- Genuine marble in nature's playful colours
- Create your own design expression with a decorative bulb
- Marble structure means that not two are alike



**Brown 45875018**  
Marble

## Siv Table

<b>Masterbox</b>	Qty. 3
<b>Size</b>	H: 10 cm, Shade Ø: 6 cm, Base Ø: 6 cm,
<b>IP Class</b>	IP20, Class 2 (Double isolated)
<b>Cable</b>	Black 180 cm, non replaceable Switch: On the cable
<b>Lightsource</b>	E27 - bulb not included

### Features

- Natural style
- Genuine marble in nature's playful colours
- Create your own design expression with a decorative bulb
- Marble structure means that not two are alike



**White 2213253201**  
Ricepaper



**Grey 2213253250**  
Ricepaper

## Villo suspension and cable

**Masterbox** Qty. 48

**Size** H: 24 cm, Shade Ø: 60 cm

### Features

Natural and soft feeling bringing nature inside

Light and retro design expression

Provides a soft, diffused light

Excluding suspension bracket



# *Industrial trend*

The industrial trend embraces the more raw, masculine tendencies with honest materials such as metal, concrete and dark wood.

Here we see a move towards more structured surfaces with an authentic and rough expression. Lighting is understated but distinctive, carried out in solid materials.

A strong product collection has a clear direction and theme carried out in both products, storytelling and marketing materials. Explore the characteristics for the Industrial trend theme, the most significant products and why the theme is relevant in today's world. Enjoy the deep dive brought to you by responsible Product Manager Lotte Gandrup via video.



# Porter



Porter Wall, Galvanized 2213051031

Porter is a series of lights with a rough and industrial expression that adds a distinctive edge to your interior. The Porter wall lamp is perfect to place next to your sofa, bed or even above the kitchen counter.

The lamp has an adjustable lamp head for a directional light.

Porter 40 Pendant, Galvanized 2213371001



Watch the full ambience video and explore the functionalities of the Porter series

Porter Clamp, Galvanized 2213371001



The Porter clamp lamp can be placed on a bookcase, a shelf or anywhere you want to highlight selected details in your interior. The lamp has an adjustable lamp head for a directional light.

*Learn more about Porter in the toolbox section at page 51*



Porter 21 Pendant, Galvanized 2213371001





Watch the full ambience video and explore the functionalities of the Lilt series







## *Christina*

Christina has a large, clear glass dome that creates a unique light and design expression when using a big, decorative light source. At the same time, the robust base elegantly contrasts the glass dome, making it fit perfectly into most minimalistic decors.

*Learn more about Christina in the toolbox section at page 49*

# Beroni



Beroni Pendant 35, Black 22133303003

The Beroni pendant has a distinct and minimalistic design casting a fascinating light and shadow play when turned on. The curved metal wires create an open and airy look, where you can create your own design expression by adding a decorative bulb.

*Learn more about Beroni in the toolbox section at page 48*



Beroni Pendant 40, Black 2213313003  
Beroni Pendant 45, Black 2213323003





## *Paco*

With an industrial and minimalist design, the Paco series can be styled to fit perfectly to your own personal taste. Add a big and decorative bulb to create the perfect, cosy ambience. The combination of black metal and a decorative bulb creates a trendy and industrial design expression.

*Learn more about Paco in the toolbox section at page 50*





**Black 2213303003**  
Metal

## Beroni Pendant

- Masterbox** Qty. 2  
**Size** H: 33 cm, W: 35 cm, L: 35 cm, Shade Ø: 35 cm,  
**IP Class** IP20, Class 2 (Double isolated)  
**Cable** Black 200 cm, non replaceable  
**Lightsource** E27 - bulb not included  
Can be dimmed by choosing a dimmable bulb

### Features

- Minimalistic, yet industrial expression
- Create your own design expression with a decorative bulb
- Elegant finish connecting shade to socket



**Black 2213313003**  
Metal

## Beroni Pendant

- Masterbox** Qty. 2  
**Size** H: 33 cm, W: 40 cm, L: 40 cm, Shade Ø: 40 cm,  
**IP Class** IP20, Class 2 (Double isolated)  
**Cable** Black 200 cm, non replaceable  
**Lightsource** E27 - bulb not included  
Can be dimmed by choosing a dimmable bulb

### Features

- Minimalistic, yet industrial expression
- Create your own design expression with a decorative bulb
- Elegant finish connecting shade to socket



**Black 2213323003**  
Metal

## Beroni Pendant

<b>Masterbox</b>	Qty. 2
<b>Size</b>	H: 43 cm, W: 45 cm, L: 45 cm, Shade Ø: 45 cm,
<b>IP Class</b>	IP20, Class 2 (Double isolated)
<b>Cable</b>	Black 200 cm, non replaceable
<b>Lightsource</b>	E27 - bulb not included Can be dimmed by choosing a dimmable bulb

### Features

Minimalistic, yet industrial expression  
Create your own design expression with a decorative bulb  
Elegant finish connecting shade to socket



**Anthracite 48905050**  
Concrete/Glass

## Christina Table

<b>Masterbox</b>	Qty. 3
<b>Size</b>	H: 30 cm, L: 20 cm, Shade Ø: 20 cm,
<b>IP Class</b>	IP20, Class 2 (Double isolated)
<b>Cable</b>	White/Black Switch: On the cable
<b>Lightsource</b>	E27 - bulb not included

### Features

Create your own design expression with a decorative bulb  
Smoked glass and concrete creates an industrial design expression



**Gun Metal 2010603051**  
Metal

## Lilt Pendant

<b>Masterbox</b>	Qty. 3
<b>Size</b>	H: 10,2 cm, W: 115 cm, L: 4,3 cm, D: 4,3 cm, Shade Ø: 3,7 cm,
<b>IP Class</b>	IP20, Class 2 (Double isolated)
<b>Cable</b>	Black 200 cm, non replaceable
<b>Lightsource</b>	LED Module 2200 Lumen, 2700 Kelvin, 30000 Hours, RA 80, Beamangle 116°, Has built-in dimmable light source with Moodmaker™ functionality

### Features

- Minimalist and streamlined design
- 3-step Moodmaker™ dimming operated from wall switch
- Rough surface and decorative fittings
- Perfect above the dining or kitchen table
- Industrial look in gun metal



**Black 2213273003**  
Metal

## Paco 5-pendant

<b>Masterbox</b>	Qty. 3
<b>Size</b>	H: 11,5 cm, W: 80 cm, L: 80 cm
<b>IP Class</b>	IP20, Class 2 (Double isolated)
<b>Cable</b>	Black 200 cm, non replaceable
<b>Lightsource</b>	5xE27 - bulbs not included

### Features

- Minimalistic and industrial design expression
- Create your own design expression with a decorative bulb
- Perfect above the dining or kitchen table





**Galvanized 2213023031**  
Metal

## Porter 9 Pendant

- Masterbox** Qty. 3  
**Size** H: 19 cm, W: 9 cm, L: 9 cm, Shade Ø: 9 cm  
**IP Class** IP20, Class 2 (Double isolated)  
**Cable** Black 200 cm,  
**Lightsource** E27 - bulb not included  
Can be dimmed by choosing a dimmable bulb

### Features

- Rough and industrial galvanized expression
- Adjustable lamp head
- Hang three or more lamps together in a line or cluster



**Galvanized 2213033031**  
Metal

## Porter Pendant

- Masterbox** Qty. 3  
**Size** H: 24 cm, W: 21 cm, L: 21 cm, Shade Ø: 21 cm,  
**IP Class** IP20, Class 2 (Double isolated)  
**Cable** Black 200 cm,  
**Lightsource** E27 - bulb not included  
Can be dimmed by choosing a dimmable bulb

### Features

- Rough and industrial galvanized expression
- Decorative grid covering the opening



**Galvanized 2213043031**  
Metal

## Porter Pendant

<b>Masterbox</b>	Qty. 3
<b>Size</b>	H: 30 cm, W: 40 cm, L: 40 cm, Shade Ø: 40 cm
<b>IP Class</b>	IP20, Class 2 (Double isolated)
<b>Cable</b>	Black 200 cm,
<b>Lightsource</b>	E27 - bulb not included Can be dimmed by choosing a dimmable bulb

### Features

Rough and industrial galvanized expression  
Decorative grid covering the opening



**Galvanized 2213010131**  
Metal

## Porter Spots

<b>Masterbox</b>	Qty. 3
<b>Size</b>	H: 26 cm, W: 76 cm, L: 76 cm, Shade Ø: 9 cm, Tube Ø: 9,8 cm
<b>IP Class</b>	IP20, Class 2 (Double isolated)
<b>Lightsource</b>	3xE27 - bulbs not included

### Features

Rough and industrial galvanized expression  
Adjustable lamp head for a directional light  
Can be placed both on ceiling and wall



**Galvanized 2213051031**  
Metal/Plastic

## Porter Wall

<b>Masterbox</b>	Qty. 3
<b>Size</b>	H: 17 cm, W: 20 cm, L: 20 cm, Shade Ø: 9 cm
<b>IP Class</b>	IP20, Class 2 (Double isolated)
<b>Cable</b>	Black 150 cm, replaceable Switch: On the cable
<b>Lightsource</b>	E27 - bulb not included

### Features

Rough and industrial galvanized expression  
Adjustable lamp head for a directional light  
Can both be used as wall lamp and spot



**Galvanized 2213062031**  
Metal/Plastic

## Porter Clamp spots

<b>Masterbox</b>	Qty. 3
<b>Size</b>	H: 20 cm, W: 17 cm, L: 17 cm, Shade Ø: 9 cm
<b>IP Class</b>	IP20, Class 2 (Double isolated)
<b>Cable</b>	Black 150 cm, Switch: On the cable
<b>Lightsource</b>	E27 - bulb not included

### Features

Rough and industrial galvanized expression  
Adjustable lamp head for a directional light  
Moveable lamp that can be fixed on e.g. a shelf  
No need for fixed mounting





## *Scandinavian Minimalistic*

Scandinavian minimalism is a minimalist trend category that centres around clean lines and calm grayscale tones balanced by a warm touch of wooden elements.

The style expression is contemporary and streamlined with elements of textured materials, metals and classic designs often in newly built surroundings.



A strong product collection has a clear direction and theme carried out in both products, storytelling and marketing materials. Explore the characteristics for the Scandinavian Minimalistic trend theme, the most significant products and why the theme is relevant in today's world. Enjoy the deep dive brought to you by responsible Product Manager Lotte Gandrup via video.



Alanis Wall, Brass 2213441035



## *Alanis*

Alanis has a 10-sided profile that creates a unique design expression - streamlined and soft at the same time. The slim, simple lines makes it perfect to place above the kitchen counter or next to your bed for practical work and reading light.

*Learn more about Alanis in the Toolbox section at page 65*

Alanis Pendant, Black 2213413003



**Watch the full ambience video and explore the functionalities of the Alanis series**








Bretagne Pendant, Copper 39489930

The Bretagne family is the epitome of Scandinavian clean and soft lines.

The classic design with multiple layered shades ensure a soft, glare-free light that creates the perfect, cosy ambience.

*Learn more about Bretagne in the toolbox section at page 67*



Bretagne Table, Grey 2213485010

# Bretagne



Bretagne Wall, Grey 2213471010



Watch the full ambience video and explore the functionalities of the Bretagne series







## *Clyde*

Slim Nordic design and innovative technology is combined in the most compelling way in the Clyde series. Clyde has a built-in Moodmaker™ function, which allows you to adjust the light from your regular wall switch in three steps according to your needs.

*Learn more about Clyde in the toolbox section at page 70*



# Pop



Pop Pendant, Mat Black 2213623003

Pop is a stylish, streamlined lighting design in a soft, matte finish. The brass detail on top adds an elegant touch to the classic shade. The pendant will hang beautifully above the dining or kitchen table.

*Learn more about Pop in the toolbox section at page 36*



Pop 3-Pendant, Mat Black 2213633003





Explore Table, Black 2213505003



## Explore

Explore is the essence of contemporary aesthetics meeting flexible functionality. The design is simple and streamlined with an adjustable lamp head for a directional light. Very practical for reading or working.

*Learn more about Explore in the toolbox section at page 72*

Explore Double Floor, Black 2213514003





# *Eik*



Eik Wall, Mat Black 45761003

Eik has a simple, contemporary style that will fit into most interior designs. The lamp rail has tiltable and turnable shades for a directional light - perfect to put spotlight on selected details in your interior whether you choose to mount it on wall or ceiling.

*Learn more about Eik in the toolbox section at page 71*





## *Carmen*

Carmen is a family with a minimalistic and classic, yet soft and rounded design expression. The multiple layered shades ensure a soft and glare-free light that creates the perfect ambience above the dining table.

*Learn more about Carmen in the toolbox section at page 69*



**Black 2213413003**  
Aluminium/Metal



**Brass 2213413035**  
Aluminium/Metal

## Alanis Pendant

<b>Masterbox</b>	Qty. 3
<b>Size</b>	H: 15 cm, W: 6 cm, L: 6 cm, Shade Ø: 6 cm
<b>IP Class</b>	IP20, Class 2 (Double isolated)
<b>Cable</b>	White/Black 200 cm, non replaceable
<b>Lightsource</b>	GU10 - bulb not included Can be dimmed by choosing a dimmable bulb

### Features

- Minimalist and streamlined design
- 10-sided profile giving a streamlined, yet soft look
- Hang three or more lamps together in a line or cluster
- Matte black or satin brass



**Black 2213423003**  
Aluminium/Metal

**Brass 2213423035**  
Aluminium/Metal

## Alanis Pendant

<b>Masterbox</b>	Qty. 3
<b>Size</b>	H: 15 cm, W: 90 cm, L: 90 cm, Shade Ø: 6 cm, Tube Ø: 1,5 cm
<b>IP Class</b>	IP20, Class 2 (Double isolated)
<b>Cable</b>	White/Black 200 cm, non replaceable
<b>Lightsource</b>	GU10 - bulb not included Can be dimmed by choosing a dimmable bulb

### Features

- Minimalist and streamlined design
- 10-sided profile giving a streamlined, yet soft look
- Perfect above the dining or kitchen table
- Matte black or satin brass





**Black 2213455003**  
Aluminium/Metal

**Brass 2213455035**  
Aluminium/Metal

## Alanis Table

<b>Masterbox</b>	Qty. 3
<b>Size</b>	H: 49,5 cm, W: 8 cm, L: 8 cm, Shade Ø: 6 cm, Base: 8x8 cm
<b>IP Class</b>	IP20, Class 2 (Double isolated)
<b>Cable</b>	Black/White 150 cm, non replaceable Switch: On the cable
<b>Lightsource</b>	GU10 - bulb not included

### Features

Minimalist and streamlined design  
 10-sided profile giving a streamlined, yet soft look  
 Slim, simple lines  
 On/off switch on top of lamp head  
 Matte black or satin brass



**Black 2213441003**  
Aluminium/Metal

**Brass 2213441035**  
Aluminium/Metal

## Alanis Wall

<b>Masterbox</b>	Qty. 3
<b>Size</b>	H: 15 cm, W: 8,6 cm, L: 8,6 cm, Shade Ø: 6 cm, Base: 8,6x8,6 cm
<b>IP Class</b>	IP20, Class 2 (Double isolated)
<b>Cable</b>	White/Black 150 cm, replaceable Switch: On the cable
<b>Lightsource</b>	GU10 - bulb not included

### Features

Minimalist and streamlined design  
 10-sided profile giving a streamlined, yet soft look  
 Use as wall lamp or spot  
 On/off switch on top of lamp head  
 Matte black or satin brass



**White 2213494001**  
Metal

**Grey 2213494010**  
Metal

## Bretagne Floor

<b>Masterbox</b>	Qty. 2
<b>Size</b>	H: 150 cm, W: 38 cm, L: 38 cm, Shade Ø: 38 cm Tube Ø: 1,6 cm, Base Ø: 28 cm,
<b>IP Class</b>	IP20, Class 2 (Double isolated)
<b>Cable</b>	White/Grey 1.5 cm, non replaceable Switch: On the base
<b>Lightsource</b>	G9 - bulb not included

### Features

- Scandinavian clean and soft lines
- Multiple layered shades create a soft, diffused light
- White coloured inside for optimal light
- On/off floor switch



**Grey 39489910**  
Metal

**Copper 39489930**  
Metal

## Bretagne Pendant

<b>Masterbox</b>	Qty. 3
<b>Size</b>	H: 18,8 cm, W: 38 cm, L: 38 cm, Shade Ø: 38 cm
<b>IP Class</b>	IP20, Class 2 (Double isolated)
<b>Cable</b>	Black 2 cm, non replaceable
<b>Lightsource</b>	G9 - bulb not included Can be dimmed by choosing a dimmable bulb

### Features

- Scandinavian clean and soft lines
- Multiple layered shades create a soft, diffused light
- White coloured inside for optimal light



**White 2213485001**  
Metal




**Grey 2213485010**  
Metal

## Bretagne Table

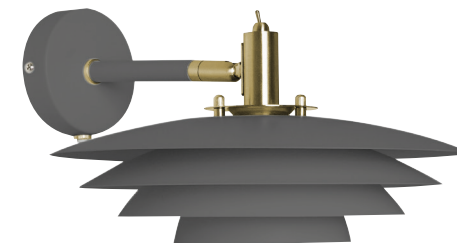
<b>Masterbox</b>	Qty. 3
<b>Size</b>	H: 46 cm, W: 30 cm, L: 30 cm, Shade Ø: 30 cm, Tube Ø: 1,2 cm, Base Ø: 16 cm,
<b>IP Class</b>	IP20, Class 2 (Double isolated)
<b>Cable</b>	Grey/White 1.5 cm, non replaceable Switch: On the cable
<b>Lightsource</b>	G9 - bulb not included

### Features

- Scandinavian clean and soft lines
- Multiple layered shades create a soft, diffused light
- White coloured inside for optimal light
- On/off rotary switch on lamp foot



**White 2213471001**  
Metal



**Grey 2213471010**  
Metal

## Bretagne Wall

<b>Masterbox</b>	Qty. 3
<b>Size</b>	H: 18 cm, W: 36,2 cm, L: 36,2 cm, Shade Ø: 30 cm, Tube Ø: 1,27 cm, Base Ø: 7,5 cm
<b>IP Class</b>	IP20, Class 2 (Double isolated)
<b>Cable</b>	White/Black 1.5 cm, non replaceable Switch: On the base
<b>Lightsource</b>	G9 - bulb not included

### Features

- Scandinavian clean and soft lines
- Multiple layered shades create a soft, diffused light
- White coloured inside for optimal light
- On/off rocking switch on top





**Black 2213603003**  
Metal/Plastic

## Carmen Pendant

<b>Masterbox</b>	Qty. 2
<b>Size</b>	H: 15 cm, W: 45 cm, L: 45 cm, Shade Ø: 45 cm
<b>IP Class</b>	IP20, Class 2 (Double isolated)
<b>Cable</b>	Black 200 cm, non replaceable
<b>Lightsource</b>	E27 - bulb not included Can be dimmed by choosing a dimmable bulb

### Features

Scandinavian clean and soft lines

Multiple layered shades create a soft, diffused light



**Black 2213615003**  
Metal/Plastic

## Carmen Table

<b>Masterbox</b>	Qty. 2
<b>Size</b>	H: 43 cm, W: 26 cm, L: 26 cm, Shade Ø: 26 cm, Tube Ø: 1,15 cm, Base Ø: 13 cm
<b>IP Class</b>	IP20, Class 2 (Double isolated)
<b>Cable</b>	Black 150 cm, non replaceable Switch: On the base
<b>Lightsource</b>	E14 - bulb not included

### Features

Scandinavian clean and soft lines

Multiple layered shades create a soft, diffused light



**Black 2213543003**  
Metal

## Clyde Pendant

<b>Masterbox</b>	Qty. 6
<b>Size</b>	H: 17,5 cm, W: 8,5 cm, L: 8,5 cm
<b>IP Class</b>	IP20, Class 2 (Double isolated)
<b>Cable</b>	Black 200 cm, non replaceable
<b>Lightsource</b>	LED Module, 2700K Kelvin, 25000 Hours, Has built-in dimmable light source with Moodmaker™ functionality

### Features

- Scandinavian minimalistic design
- 3-step Moodmaker™ dimming with memory function operated on wall switch
- Hight light output (350 lumen)
- 5 year LED guarantee



**Black 2213530103**  
Metal

## Clyde Spots

<b>Masterbox</b>	Qty. 3
<b>Size</b>	H: 10 cm, W: 115 cm, L: 115 cm, Shade Ø: 8,5 cm, Tube Ø: 1,25 cm
<b>IP Class</b>	IP20, Class 2 (Double isolated)
<b>Lightsource</b>	LED Module, 2700K Kelvin, 25000 Hours, Has built-in dimmable light source with Moodmaker™ functionality

### Features

- Scandinavian minimalistic design
- 3-step Moodmaker™ dimming with memory function operated on wall switch
- Hight light output (350 lumen per lamp head)
- 5 year LED guarantee



**Matt black 45770103**  
Metal

## Eik Spots

**Masterbox** Qty. 3  
**Size** H: 15 cm, W: 28,5 cm, L: 28,5 cm, Shade Ø: 8,5 cm  
**IP Class** IP20, Class 1 (Earth contact)  
**Lightsource** GU10 - bulb not included

### Features

Contemporary and simple style  
Tilting and turnable shade



**Matt black 45780103**  
Metal

## Eik Spots

**Masterbox** Qty. 3  
**Size** H: 15 cm, W: 45 cm, L: 45 cm, Shade Ø: 8,5 cm  
**IP Class** IP20, Class 1 (Earth contact)  
**Lightsource** GU10 - bulb not included

### Features

Contemporary and simple style  
Tilting and turnable shade






**Matt black 45761003**  
Metal

## Eik Wall

<b>Masterbox</b>	Qty. 3
<b>Size</b>	H: 11 cm, W: 15 cm, L: 15 cm, Shade Ø: 8,5 cm, Base Ø: 8 cm
<b>IP Class</b>	IP20, Class 2 (Double isolated)
<b>Cable</b>	Black 150 cm, replaceable Switch: On the cable
<b>Lightsource</b>	GU10 - bulb not included

### Features

- Contemporary and simple style
- Tilting and turnable shade
- Can be used on both wall and ceiling



**Black 2213514003**  
Metal

## Explore Floor

<b>Masterbox</b>	Qty. 3
<b>Size</b>	H: 179 cm, W: 25,4 cm, Shade Ø: 5,5 cm, Base Ø: 25 cm
<b>IP Class</b>	IP20, Class 2 (Double isolated)
<b>Cable</b>	Black 150 cm, non replaceable Switch: On the cable
<b>Lightsource</b>	2xGU10 - bulbs not included

### Features

- Contemporary and simple style
- Flexible arms for a directional light



**Brass 2113700135**  
Metal

## Explore Spots

- Masterbox** Qty. 3  
**Size** H: 16,4 cm, W: 48 cm, L: 48 cm, Shade Ø: 5,5 cm,  
Tube Ø: 1,27 cm, Base Ø: 9 cm  
**IP Class** IP20, Class 2 (Double isolated)  
**Lightsource** GU10 - bulb not included

### Features

Contemporary and simple style  
Adjustable lamp head for a directional light



**Black 2213505003**  
Metal

## Explore Table

- Masterbox** Qty. 3  
**Size** H: 55 cm, W: 15 cm, Shade Ø: 5,5 cm,  
Tube Ø: 1,2 cm, Base Ø: 15 cm  
**IP Class** IP20, Class 2 (Double isolated)  
**Cable** Black 150 cm, non replaceable  
Switch: On the cable  
**Lightsource** GU10 - bulb not included

### Features

Contemporary and simple style  
Adjustable lamp head for a directional light  
Flexible arm for a directional light



**Brass 2113251035**  
Metal

## Explore Wall

<b>Masterbox</b>	Qty. 3
<b>Size</b>	H: 12 cm, W: 8 cm, L: 8 cm, Shade Ø: 5,5 cm, Base Ø: 8 cm
<b>IP Class</b>	IP20, Class 2 (Double isolated)
<b>Cable</b>	Black 150 cm, replaceable Switch: On the base
<b>Lightsource</b>	GU10 - bulb not included

### Features

Contemporary and simple style  
Adjustable lamp head for a directional light



**Brass 2113261035**  
Metal

## Explore Wall

<b>Masterbox</b>	Qty. 3
<b>Size</b>	H: 35 cm, W: 35 cm, L: 35 cm, Shade Ø: 5,5 cm, Tube Ø: 1 cm, Base Ø: 8 cm
<b>IP Class</b>	IP20, Class 2 (Double isolated)
<b>Cable</b>	Black 150 cm, replaceable Switch: On the Base
<b>Lightsource</b>	GU10 - bulb not included

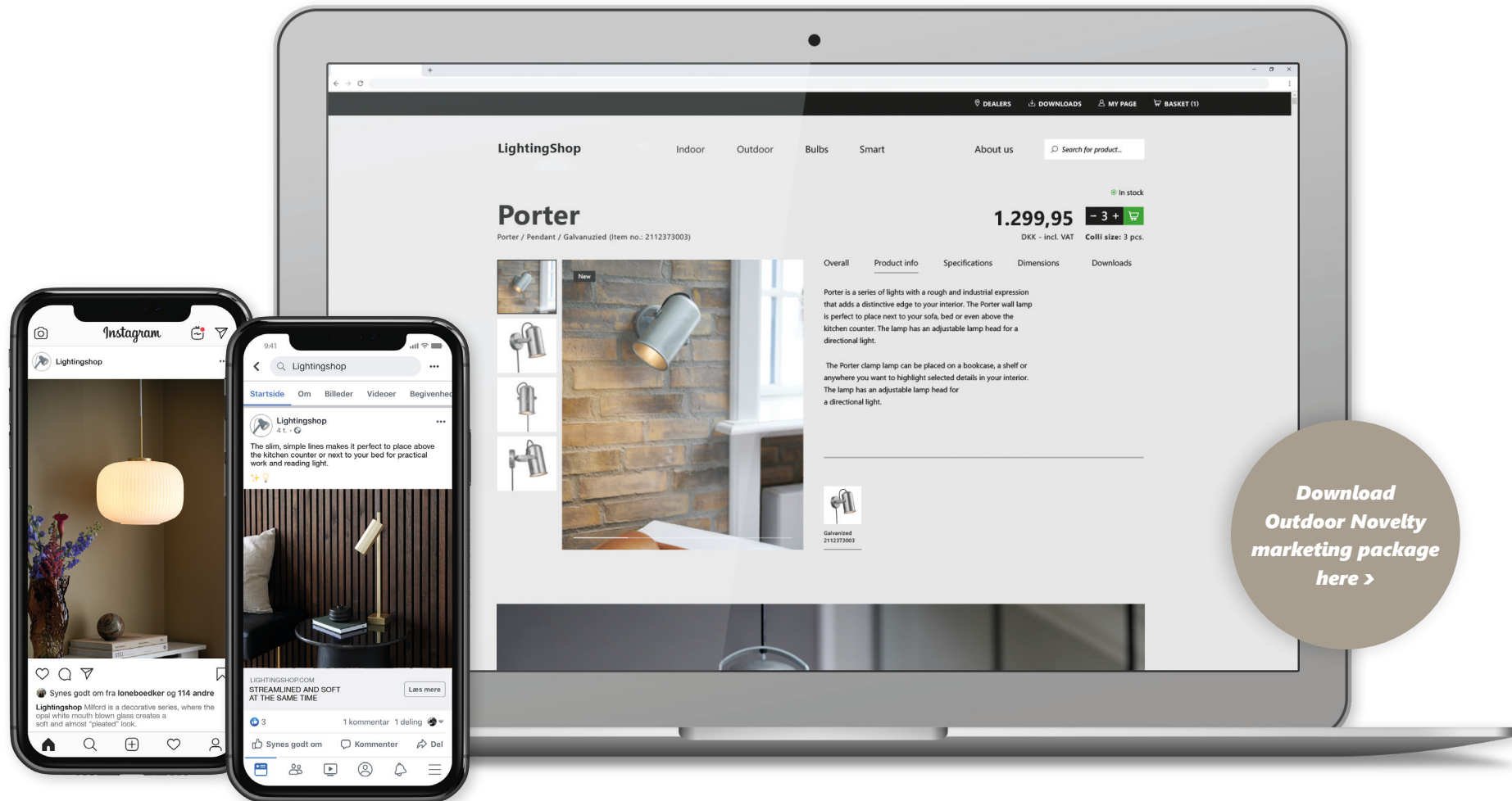
### Features

Contemporary and simple style  
Adjustable lamp head for a directional light  
Flexible arm for a directional light



# Marketing Support

This year, we have made it easy for you to retrieve all the marketing material you need for our decorative novelties. You will find ready-to-use ambience photos and pack shots [right here](#).





## What is FSC®?

We focus on protecting our resources and the environment. This is one of the reasons why we have been FSC certified since 2016. FSC certification is about using trade forest products such as wood and paper from responsible sources, and ensuring clear traceability for the wood – all the way from forest to the finished product in the shop.

Responsible sources refers to local populations, animals and plant life being taken into consideration, that logging is done in an environmentally appropriate way and that the deforested areas are replanted.

The desire and motivation for FSC certification of the products which include wood is a natural continuation and development of our approach to environment and sustainability – and we will continue to demand FSC certified wood for those of our design products that include wood.

We see sustainability as a task involving everyone associated with Nordlux – from the owners, board and management to employees and suppliers.

\*FSC® stands for Forest Stewardship Council® and is a recognised international non-profit labelling scheme for wood and paper.

FSC certification ensures responsible forest management and improved living conditions for the local population in forests worldwide.

## **Showroom & Headquarters**

Østre Havnegade 34  
DK 9000 Aalborg  
T + 45 98 18 16 11  
nordlux@nordlux.com  
nordlux.com

## **Benelux & Portugal**

T +32 (0)15 25 76 40  
info@nordlux.com

## **France**

T +33 320 479 346  
france@nordlux.com

## **Germany**

T +49 (0) 21 52 89 87 37  
F +49 (0) 21 52 14 85 54  
germany@nordlux.com

## **Norway**

T +47 51 88 63 18  
norway@nordlux.com

## **Sweden**

T +46 (0) 20 14 00 054  
sweden@nordlux.com

## **UK & Eire**

T +44 (0) 12 00 42 27 77  
salesuk@nordlux.com

Der tages forbehold for ændringer m.h.t. tekniske specifikationer, design og collistørrelser.

Vi förbehåller oss för ändring med hänsyn till tekniske specifikationer, design och collistorlek.

We reserve the right to changes as to technical specifications, design and number of packages.

Wir nehmen Vorbehalt für Änderungen bezgl. technischer Spezifikationen, Design und Verpackungseinheiten.

Nous nous réservons le droit de modifier toute documentation technique, design et colisage.

We behouden ons het recht om technische specificaties, ontwerp en verpakingsaantal te wijzigen zonder voorafgaande kennisgeving.



**nordlux®**

**nordlux.com**

instagram **@nordlux**

pinterest **@nordlux**